



NRPF Connect Data Report Q3 2024/25

West Midlands

What is the NRPF Connect data report Q3 2024/25?

This data report collates and analyses the data recorded by councils in the West Midlands region using NRPF Connect in the year up to the end of quarter three of the 2024/25 financial year. It provides a summary of referrals made and the support provided by social care services around the UK for people with no recourse to public funds (NRPF). The data is used to inform policy recommendations.

What is NRPF Connect?

NRPF Connect is the national database and case management tool for councils to record details of households with NRPF that are being provided with accommodation and/or financial support by social services, hosted by the NRPF Network.

What support is recorded on NRPF Connect?

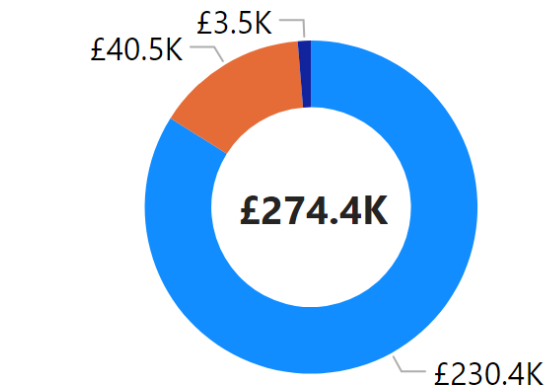
Councils can provide accommodation and financial support to people who are excluded from claiming benefits and mainstream housing assistance when statutory duties are engaged under social care legislation. Local authorities across the UK record the social care services they provide to families, adults with care needs, and care leavers with no recourse to public funds (NRPF). You can read more about NRPF support on the [NRPF Network website](#).

Notes on the data

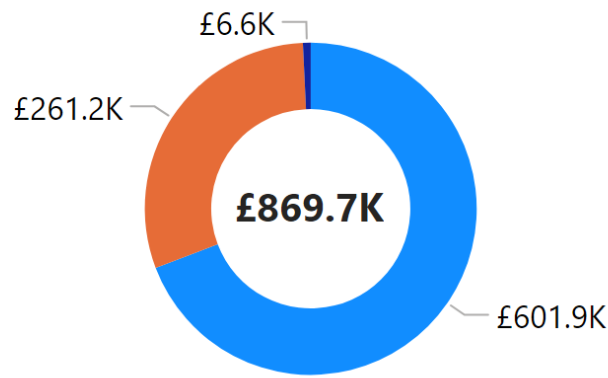
- “Adults” refers to adults with care needs provided with support under S18(1) Care Act 2014, S19(1) Care Act 2014, S12 Social Work (Scotland) Act 1968, P7 Housing Act 1996, S1 Localism Act 2011, or S117 Mental Health Act 1983.
- “Families” refers to families with a child in need with support under S17 Children Act 1989 or S22 Children (Scotland) Act 1995.
- “Children and care leavers” refers to looked after children and young people leaving care supported under Children (Leaving Care) Act 2000, S20 Children Act 1989, S25 Children (Scotland) Act 1995, or S29 & S30 Children (Scotland) Act 1995.
- “Support costs” relate to accommodation and financial support (subsistence) costs only, and do not include staffing or other costs incurred by councils delivering support to NRPF households.
- Data was last downloaded from NRPF Connect on 01/04/2025

Key

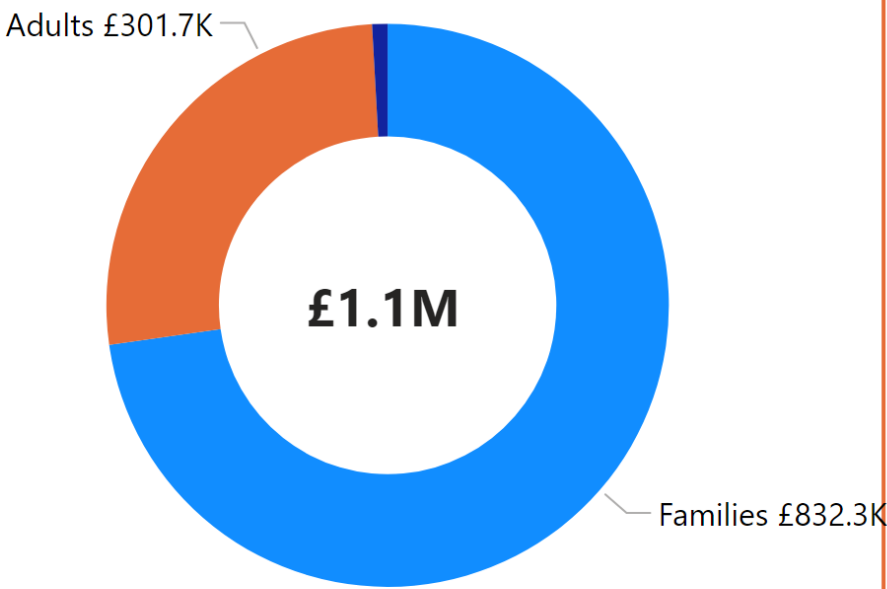
† - Those awaiting a first immigration check have been removed from the summary



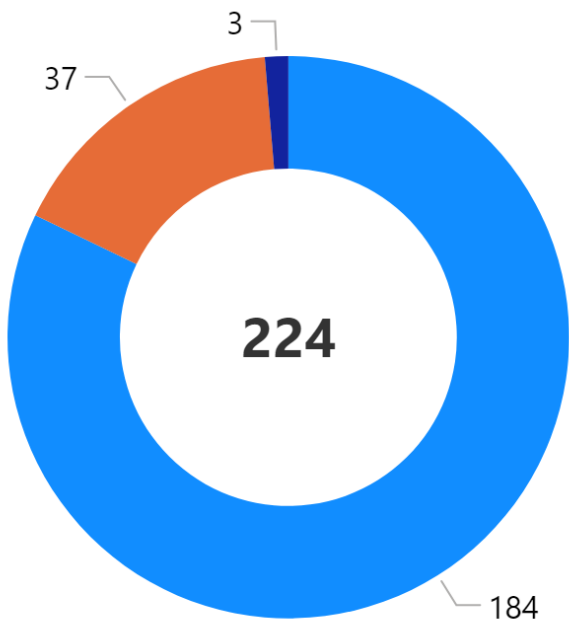
Person Related Costs



Property Related Costs



Total Quarterly Cost



Supported Households

- Families
- Children & Care Leavers
- Adults

10 local authority subscribers

Adults with care and support needs

Local authorities uploading financial data:

5 /10 subscribers

Birmingham

Coventry

Stoke

Walsall

Wolverhampton

Referrals and Supported Households

	Q1	Q2	Q3	Q4	Year-to-date
New referrals	49	70	83		202
New households taken on for support	5	6	6		17
Supported households closed	2	3	3		8

Time on support

	Q1	Q2	Q3	Q4	Year-to-date
Average number of days on support	906	860	864		789
Households supported for 1000 days	10	11	12		12
1000 day households as % of total	33%	32%	32%		29%

Support Costs

	Q1	Q2	Q3	Q4	Year-to-date
Supported households	30	34	37		42
Dependents of supported households	2	2	7		7
Person-related cost	£26.1K	£32.1K	£40.5K		£98.7K
Property-related cost	£238.6K	£252.5K	£261.2K		£752.3K
Total quarterly cost	£264.8K	£284.6K	£301.7K		£851.0K
Average quarterly cost per household	£8.8K	£8.4K	£8.2K		£20.3K

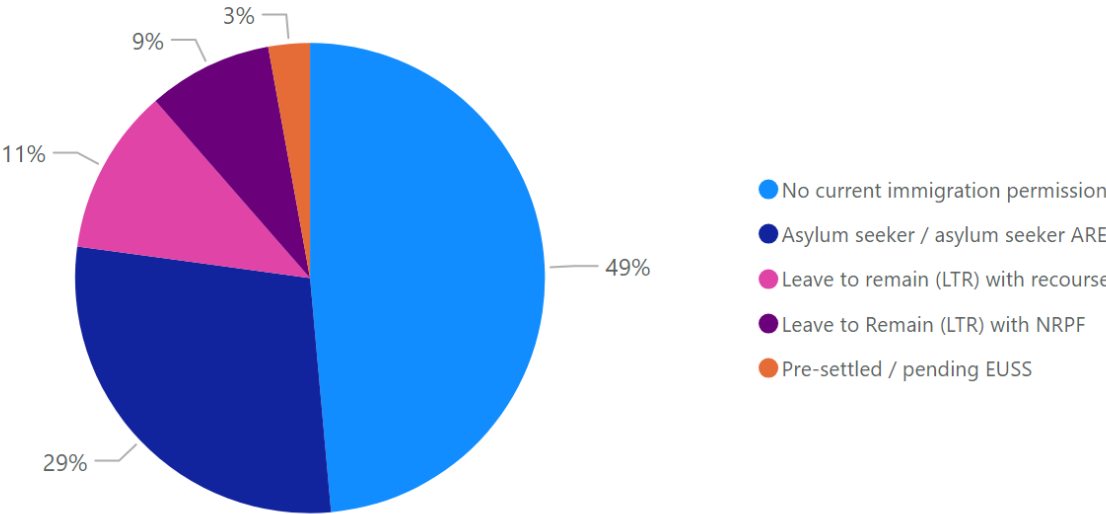
Immigration status - financially supported in Q3

Immigration Status	Immigration Status Group	Count	Percentage
Illegal entrant / Deception - claimed asylum	Asylum seeker / asylum seeker ARE	2	5.41%
Overstayer / Breach - claimed asylum	Asylum seeker / asylum seeker ARE	7	18.92%
Port Case	Asylum seeker / asylum seeker ARE	1	2.70%
Awaiting first immigration check	Awaiting first immigration check	2	5.41%
Limited leave with NRPF (other)	Leave to Remain (LTR) with NRPF	3	8.11%
DDV Concession	Leave to remain (LTR) with recourse	1	2.70%
Limited leave with recourse to public funds (10 year route)	Leave to remain (LTR) with recourse	2	5.41%
Settled status ILR (EUSS)	Leave to remain (LTR) with recourse	1	2.70%
EEA / family member (resident Dec 20)- unlawfully present	No current immigration permission	1	2.70%
Illegal entrant / Deception - did not claim asylum	No current immigration permission	2	5.41%
Overstayer / Breach - did not claim asylum	No current immigration permission	12	32.43%
Status not confirmed	No current immigration permission	2	5.41%
EUSS application submitted in time	Pre-settled / pending EUSS	1	2.70%
Total		37	100.00%

Summary of immigration status - supported in Q3‡

Immigration Status Group	Count	Percentage
No current immigration permission	17	48.57%
Asylum seeker / asylum seeker ARE	10	28.57%
Leave to remain (LTR) with recourse	4	11.43%
Leave to Remain (LTR) with NRPF	3	8.57%
Pre-settled / pending EUSS	1	2.86%
Total	35	100.00%

Summary of immigration status - supported in Q3‡



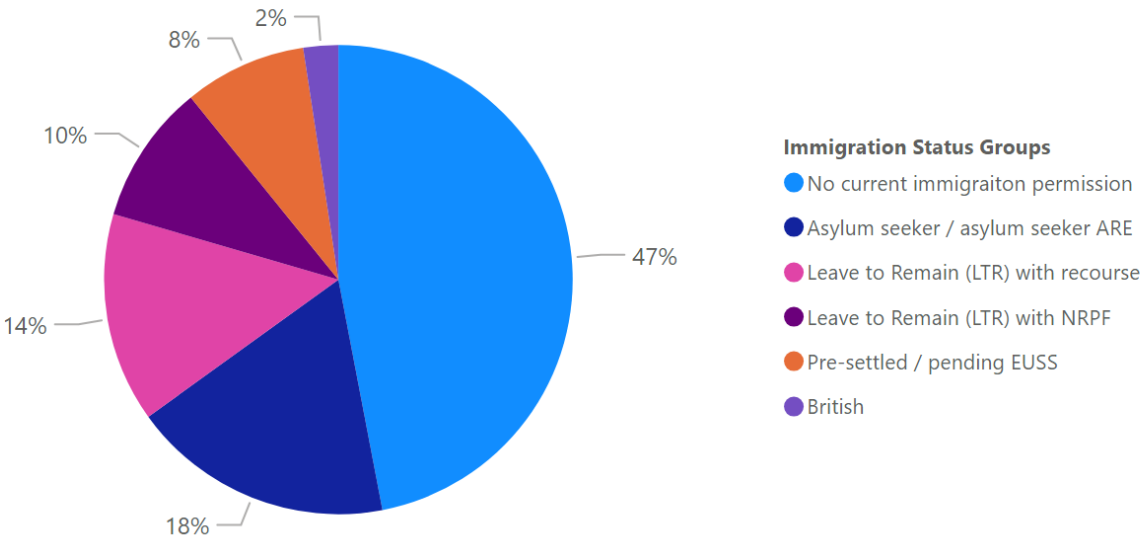
Immigration status - all referrals in Q3

Immigration Status	Immigration Status Groups	Count	Percentage
Illegal entrant / Deception - claimed asylum	Asylum seeker / asylum seeker ARE	5	6.02%
In Country Asylum Seeker	Asylum seeker / asylum seeker ARE	6	7.23%
Overstayer / Breach - claimed asylum	Asylum seeker / asylum seeker ARE	4	4.82%
British	British	2	2.41%
Leave to Enter as visitor - NRPF	Leave to Remain (LTR) with NRPF	2	2.41%
Limited leave with NRPF (other)	Leave to Remain (LTR) with NRPF	6	7.23%
DDV Concession	Leave to Remain (LTR) with recourse	1	1.20%
Indefinite Leave	Leave to Remain (LTR) with recourse	1	1.20%
Limited leave with recourse to public funds (other)	Leave to Remain (LTR) with recourse	3	3.61%
Refugee Status	Leave to Remain (LTR) with recourse	3	3.61%
Settled status ILR (EUSS)	Leave to Remain (LTR) with recourse	4	4.82%
Illegal entrant / Deception - did not claim asylum	No current immigraiton permission	1	1.20%
Overstayer / Breach - did not claim asylum	No current immigraiton permission	15	18.07%
Status not confirmed	No current immigraiton permission	23	27.71%
EUSS application submitted out of time	Pre-settled / pending EUSS	1	1.20%
Pre-settled status LTR (EUSS)	Pre-settled / pending EUSS	6	7.23%
Total		83	100.00%

Immigration status - all referrals in Q3‡

Immigration Status Groups	Count	Percentage
No current immigraiton permission	39	46.99%
Asylum seeker / asylum seeker ARE	15	18.07%
Leave to Remain (LTR) with recourse	12	14.46%
Leave to Remain (LTR) with NRPF	8	9.64%
Pre-settled / pending EUSS	7	8.43%
British	2	2.41%
Total	83	100.00%

Immigration status - all referrals in Q3‡



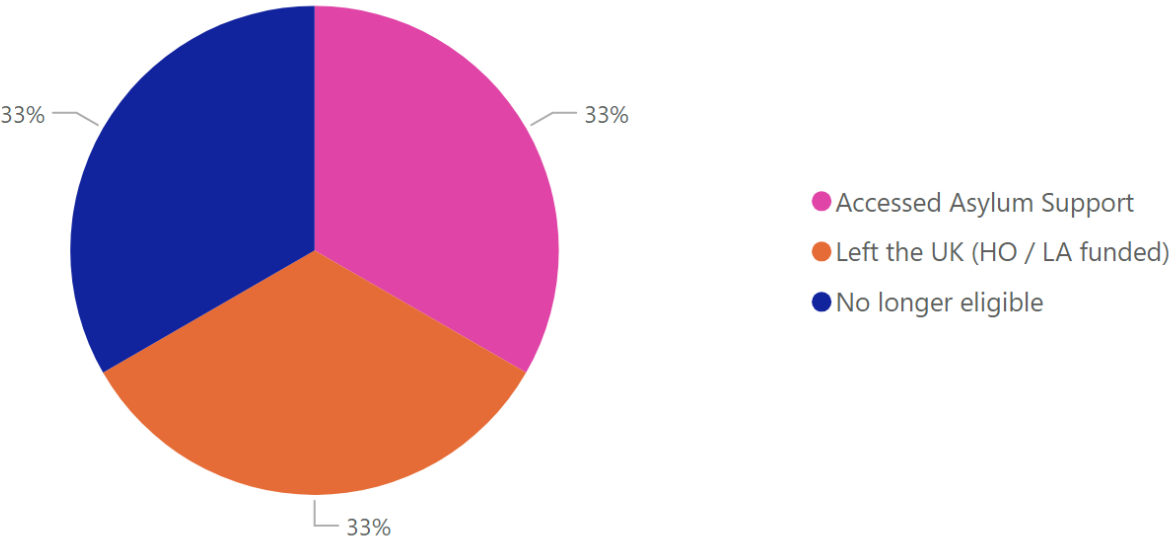
Closure reason - all closures in Q3

Reason for closure	Count	Percentage	Avg days on support
Accessed Asylum Support	1	33%	233
Left the UK (HO / LA funded)	1	33%	159
No longer eligible	1	33%	29
Total	3	100%	140

Onward referral for those no longer eligible

Referral	Count	Percentage
Referred to borough where ordinary resident	1	100%
Total	1	100%

Closure reason - all closures in Q3



Families with Children in Need

Local authorities uploading financial data:

9 /10 subscribers

Birmingham	Coventry	Dudley
Sandwell	Stoke	Telford and Wrekin
Walsall	Warwickshire	Wolverhampton

Referrals and Supported Households

	Q1	Q2	Q3	Q4	Year-to-date
New referrals	90	74	102		266
New households taken on for support	40	23	34		97
Supported households closed	28	36	31		95

Time on support

	Q1	Q2	Q3	Q4	Year-to-date
Average number of days on support	499	525	555		500
Households supported for 1000 days	26	27	30		33
1000 day households as % of total	14%	15%	16%		13%

Support Costs

	Q1	Q2	Q3	Q4	Year-to-date
Supported households	191	186	184		248
Dependents of supported households	348	329	327		442
Person-related cost	£234.4K	£228.7K	£230.4K		£693.7K
Property-related cost	£655.1K	£646.3K	£601.9K		£1.9M
Total quarterly cost	£889.5K	£875.0K	£832.3K		£2.6M
Average quarterly cost per household	£4.7K	£4.7K	£4.5K		£10.5K

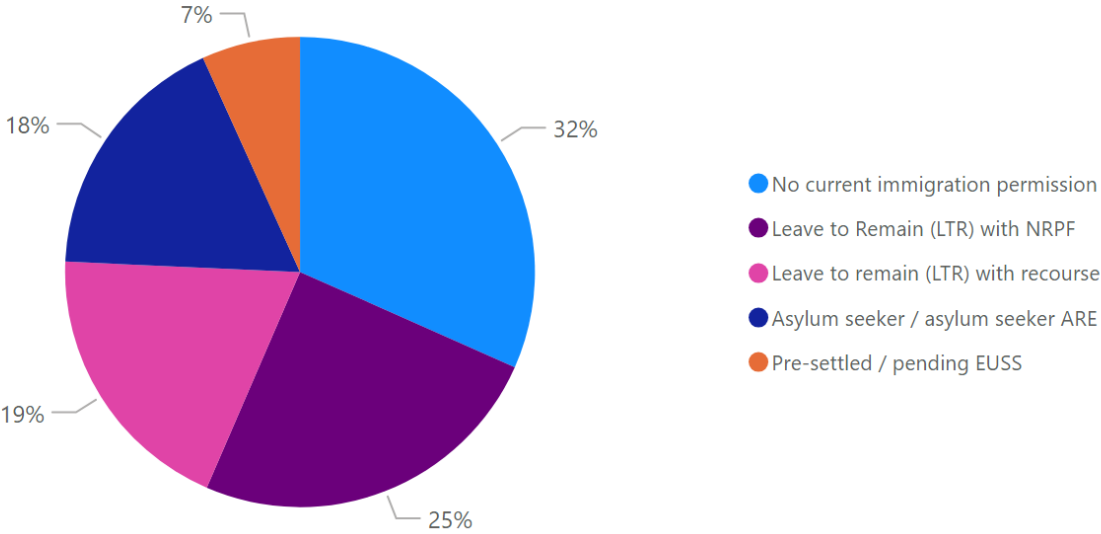
Immigration status - financially supported in Q3

Immigration Status	Immigration Status Group	Count	Percentage
Illegal entrant / Deception - claimed asylum	Asylum seeker / asylum seeker ARE	6	3.26%
In Country Asylum Seeker	Asylum seeker / asylum seeker ARE	7	3.80%
Overstayer / Breach - claimed asylum	Asylum seeker / asylum seeker ARE	16	8.70%
Port Case	Asylum seeker / asylum seeker ARE	2	1.09%
Awaiting first immigration check	Awaiting first immigration check	7	3.80%
Leave to Enter as visitor - NRPF	Leave to Remain (LTR) with NRPF	2	1.09%
Limited leave with NRPF (10 year route)	Leave to Remain (LTR) with NRPF	4	2.17%
Limited leave with NRPF (other)	Leave to Remain (LTR) with NRPF	38	20.65%
DDV Concession	Leave to remain (LTR) with recourse	3	1.63%
Limited leave with recourse to public funds (10 year route)	Leave to remain (LTR) with recourse	16	8.70%
Limited leave with recourse to public funds (following COC)	Leave to remain (LTR) with recourse	1	0.54%
Limited leave with recourse to public funds (other)	Leave to remain (LTR) with recourse	11	5.98%
Refugee Status	Leave to remain (LTR) with recourse	2	1.09%
Settled status ILR (EUSS)	Leave to remain (LTR) with recourse	1	0.54%
EEA / family member (resident Dec 20)- unlawfully present	No current immigration permission	1	0.54%
Illegal entrant / Deception - did not claim asylum	No current immigration permission	2	1.09%
Overstayer / Breach - did not claim asylum	No current immigration permission	45	24.46%
Status not confirmed	No current immigration permission	8	4.35%
EUSS application submitted pre-30 June 2021	Pre-settled / pending EUSS	1	0.54%
Pre-settled status LTR (EUSS)	Pre-settled / pending EUSS	11	5.98%
Total		184	100.00%

Summary of immigration status - supported in Q3‡

Immigration Status Group	Count	Percentage
No current immigration permission	56	31.64%
Leave to Remain (LTR) with NRPF	44	24.86%
Leave to remain (LTR) with recourse	34	19.21%
Asylum seeker / asylum seeker ARE	31	17.51%
Pre-settled / pending EUSS	12	6.78%
Total	177	100.00%

Summary of immigration status - supported in Q3‡



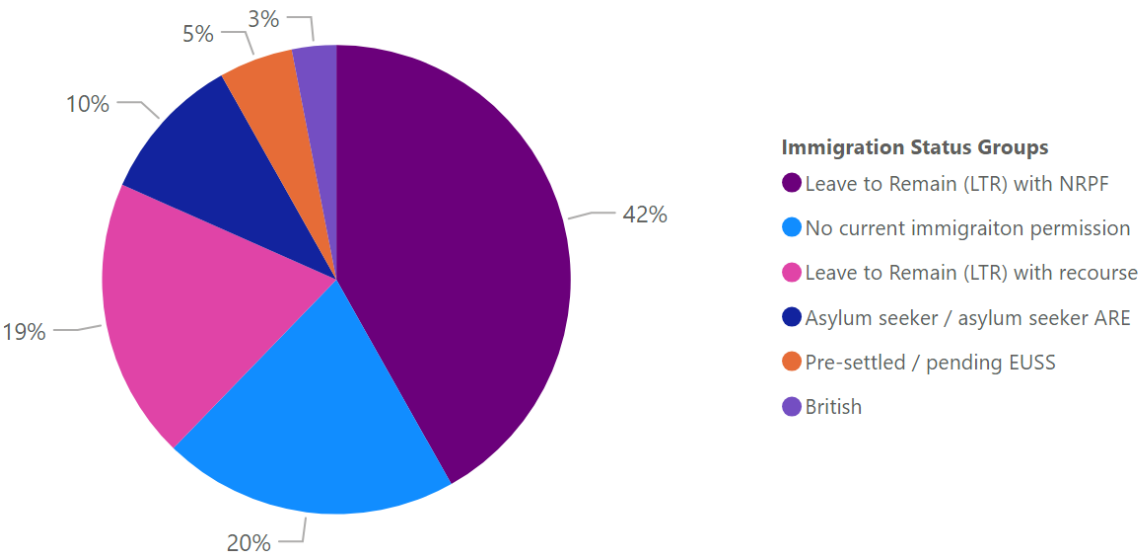
Immigration status - all referrals in Q3

Immigration Status	Immigration Status Groups	Count	Percentage
Illegal entrant / Deception - claimed asylum	Asylum seeker / asylum seeker ARE	4	3.92%
In Country Asylum Seeker	Asylum seeker / asylum seeker ARE	4	3.92%
Overstayer / Breach - claimed asylum	Asylum seeker / asylum seeker ARE	2	1.96%
Awaiting first immigration check	Awaiting first immigration status check	4	3.92%
British	British	3	2.94%
Limited leave with NRPF (10 year route)	Leave to Remain (LTR) with NRPF	3	2.94%
Limited leave with NRPF (other)	Leave to Remain (LTR) with NRPF	38	37.25%
DDV Concession	Leave to Remain (LTR) with recourse	3	2.94%
Indefinite Leave	Leave to Remain (LTR) with recourse	1	0.98%
Limited leave with recourse to public funds (10 year route)	Leave to Remain (LTR) with recourse	2	1.96%
Limited leave with recourse to public funds (other)	Leave to Remain (LTR) with recourse	7	6.86%
Refugee Status	Leave to Remain (LTR) with recourse	2	1.96%
Settled status ILR (EUSS)	Leave to Remain (LTR) with recourse	4	3.92%
Illegal entrant / Deception - did not claim asylum	No current immigraiton permission	3	2.94%
Overstayer / Breach - did not claim asylum	No current immigraiton permission	13	12.75%
Status not confirmed	No current immigraiton permission	4	3.92%
Pre-settled status LTR (EUSS)	Pre-settled / pending EUSS	5	4.90%
Total		102	100.00%

Immigration status - all referrals in Q3‡

Immigration Status Groups	Count	Percentage
Leave to Remain (LTR) with NRPF	41	41.84%
No current immigraiton permission	20	20.41%
Leave to Remain (LTR) with recourse	19	19.39%
Asylum seeker / asylum seeker ARE	10	10.20%
Pre-settled / pending EUSS	5	5.10%
British	3	3.06%
Total	98	100.00%

Immigration status - all referrals in Q3‡



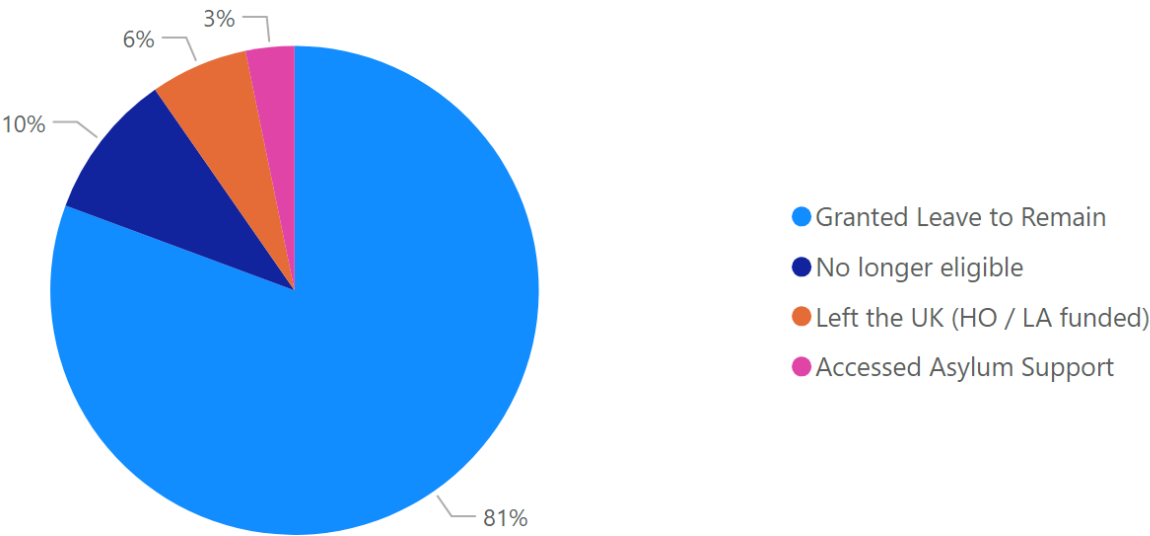
Closure reason - all closures in Q3

Reason for closure	Count	Percentage	Avg days on support
Granted Leave to Remain	25	81%	513
No longer eligible	3	10%	290
Left the UK (HO / LA funded)	2	6%	208
Accessed Asylum Support	1	3%	65
Total	31	100%	457

Onward referral for those no longer eligible

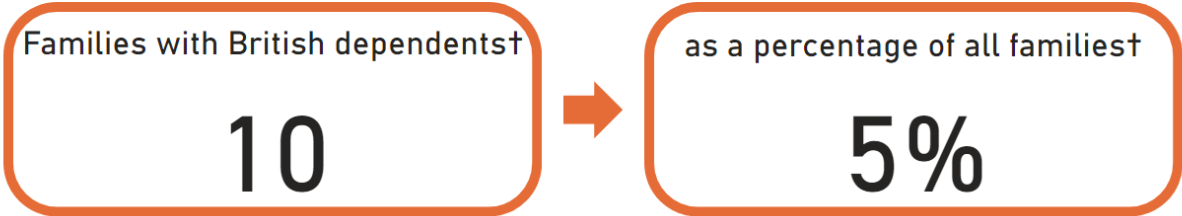
Referral	Count	Percentage
Support accessed through friends / family	3	100%
Total	3	100%

Closure reason - all closures in Q3

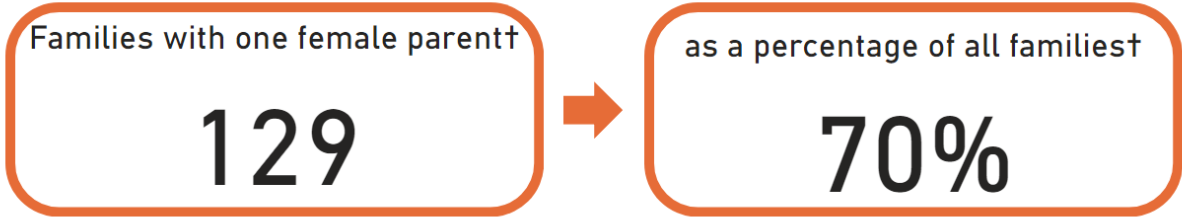
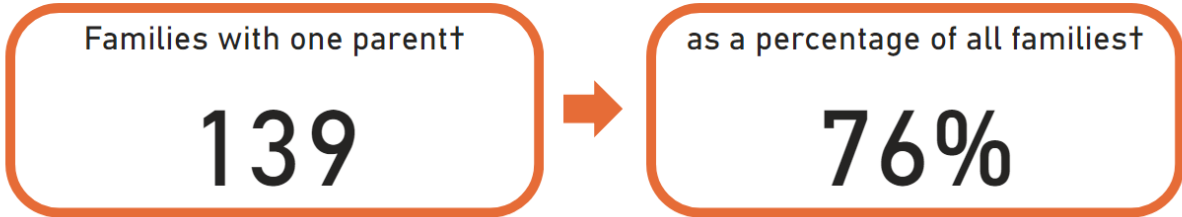


Following requests from our members, we have calculated the following figures:

Families with British Dependents



Single Parent Families



Looked after Children and Care Leavers

Local authorities uploading financial data:

2 /10 subscribers

Birmingham

Telford and Wrekin

Referrals and Supported Households

	Q1	Q2	Q3	Q4	Year-to-date
New cases taken on for support	(Blank)	(Blank)	(Blank)		(Blank)
New cases	3	6	6		15
Cases closed	6	1	3		10

Open Cases

	Q1	Q2	Q3	Q4	Year-to-date
Open cases	66	63	68		73
Open cases under age of 18	3	3	6		7
Open cases aged 18-20	20	17	21		23
Open cases aged 21-24	43	43	41		43

Support Costs

	Q1	Q2	Q3	Q4	Year-to-date
Financially supported cases	3	3	3		3
Person-related cost	£3K	£4K	£4K		£10.6K
Property-related cost	£6.5K	£6.57K	£6.57K		£19.6K
Total cost	£10K	£10.11K	£10.11K		£30.2K
Average cost per case	£3.3K	£3.37K	£3.37K		£10.1K

Immigration status - open cases in Q3

Immigration Status	Immigration Status Groups	Count	Percentage
Illegal entrant / Deception - claimed asylum	Asylum seeker / asylum seeker ARE	33	50.77%
In Country Asylum Seeker	Asylum seeker / asylum seeker ARE	2	3.08%
Overstay / Breach - claimed asylum	Asylum seeker / asylum seeker ARE	7	10.77%
Awaiting first immigration check	Awaiting first immigration status check	1	1.54%
Limited leave with NRPF (other)	Leave to Remain (LTR) with NRPF	1	1.54%
Indefinite Leave	Leave to Remain (LTR) with recourse	1	1.54%
Limited leave with recourse to public funds (other)	Leave to Remain (LTR) with recourse	1	1.54%
Refugee Status	Leave to Remain (LTR) with recourse	5	7.69%
UASC leave	Leave to Remain (LTR) with recourse	2	3.08%
EEA national	No current immigration permission	1	1.54%
EEA national - no record on HO systems	No current immigration permission	1	1.54%
Illegal entrant / Deception - did not claim asylum	No current immigration permission	2	3.08%
No record held by Home Office	No current immigration permission	4	6.15%
Overstay / Breach - did not claim asylum	No current immigration permission	1	1.54%
Status not confirmed	No current immigration permission	2	3.08%
Pre-settled status LTR (EUSS)	Pre-settled / pending EUSS	1	1.54%
Total		65	100.00%

Summary of immigration status - open cases in Q3†

Immigration Status Groups	Count	Percentage
Asylum seeker / asylum seeker ARE	42	65.63%
No current immigration permission	11	17.19%
Leave to Remain (LTR) with recourse	9	14.06%
Leave to Remain (LTR) with NRPF	1	1.56%
Pre-settled / pending EUSS	1	1.56%
Total	64	100.00%

Summary of immigration status - open cases in Q3†

