



NRPF Connect Data Report Q3 2024/25

Wales

What is the NRPF Connect data report Q3 2024/25?

This data report collates and analyses the data recorded by councils in Wales using NRPF Connect in the year up to the end of quarter three of the 2024/25 financial year. It provides a summary of referrals made and the support provided by social care services around the UK for people with no recourse to public funds (NRPF). The data is used to inform policy recommendations.

What is NRPF Connect?

NRPF Connect is the national database and case management tool for councils to record details of households with NRPF that are being provided with accommodation and/or financial support by social services, hosted by the NRPF Network.

What support is recorded on NRPF Connect?

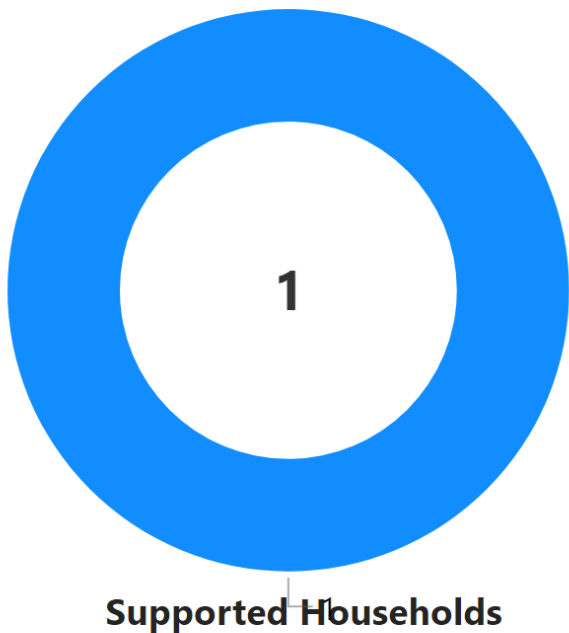
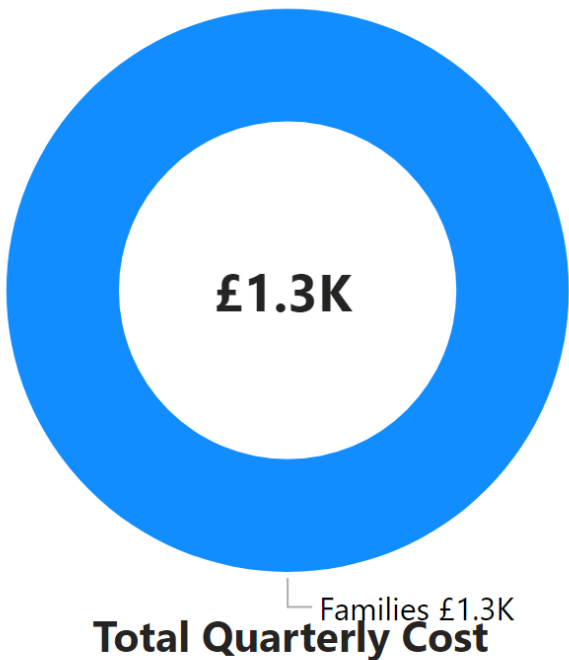
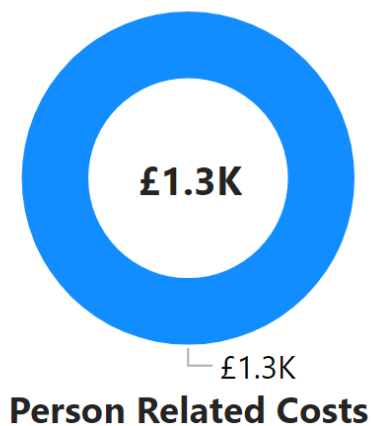
Councils can provide accommodation and financial support to people who are excluded from claiming benefits and mainstream housing assistance when statutory duties are engaged under social care legislation. Local authorities across the UK record the social care services they provide to families, adults with care needs, and care leavers with no recourse to public funds (NRPF). You can read more about NRPF support on the [NRPF Network website](#).

Notes on the data

- "Adults" refers to adults with care needs provided with support under S18(1) Care Act 2014, S19(1) Care Act 2014, S12 Social Work (Scotland) Act 1968, P7 Housing Act 1996, S1 Localism Act 2011, or S117 Mental Health Act 1983.
- "Families" refers to families with a child in need with support under S17 Children Act 1989 or S22 Children (Scotland) Act 1995.
- "Children and care leavers" refers to looked after children and young people leaving care supported under Children (Leaving Care) Act 2000, S20 Children Act 1989, S25 Children (Scotland) Act 1995, or S29 & S30 Children (Scotland) Act 1995.
- "Support costs" relate to accommodation and financial support (subsistence) costs only, and do not include staffing or other costs incurred by councils delivering support to NRPF households.
- Data was last downloaded from NRPF Connect on 01/04/2025

Key

‡ - Those awaiting a first immigration check have been removed from the summary



Property Related Costs

--

- Families
- Children & Care Leavers
- Adults

2 local authority subscribers

Adults with care and support needs

Local authorities uploading financial data:
(.../ 2 subscribers



Referrals and Supported Households

	Q1	Q2	Q3	Q4	Year-to-date
New referrals	(Blank)	(Blank)	2		2
New households taken on for support	(Blank)	(Blank)	(Blank)		(Blank)
Supported households closed	(Blank)	(Blank)	(Blank)		(Blank)

Time on support

	Q1	Q2	Q3	Q4	Year-to-date
Average number of days on support	(Blank)	(Blank)	(Blank)		(Blank)
Households supported for 1000 days	(Blank)	(Blank)	(Blank)		(Blank)
1000 day households as % of total	(Blank)	(Blank)	(Blank)		(Blank)

Support Costs

	Q1	Q2	Q3	Q4	Year-to-date
Supported households	(Blank)	(Blank)	(Blank)		(Blank)
Dependents of supported households	(Blank)	(Blank)	(Blank)		(Blank)
Person-related cost	(Blank)	(Blank)	(Blank)		(Blank)
Property-related cost	(Blank)	(Blank)	(Blank)		(Blank)
Total quarterly cost	(Blank)	(Blank)	(Blank)		(Blank)
Average quarterly cost per household	(Blank)	(Blank)	(Blank)		(Blank)

Immigration Status of Supported Households - Adults with care and support needs

Immigration status - financially supported in Q3

Immigration Status	Immigration Status Group	Count	Percentage
--------------------	--------------------------	-------	------------

Summary of immigration status - supported in Q3‡

Immigration Status Group	Count	Percentage
--------------------------	-------	------------

Summary of immigration status - supported in Q3‡

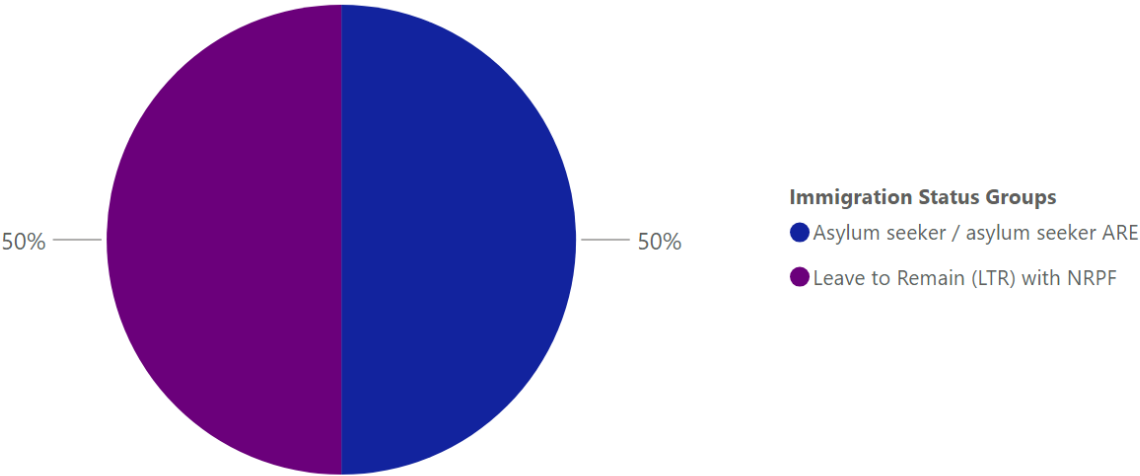
Immigration status - all referrals in Q3

Immigration Status	Immigration Status Groups	Count	Percentage
Port Case	Asylum seeker / asylum seeker ARE	1	50.00%
Limited leave with NRPF (10 year route)	Leave to Remain (LTR) with NRPF	1	50.00%
Total		2	100.00%

Immigration status - all referrals in Q3#

Immigration Status Groups	Count	Percentage
Asylum seeker / asylum seeker ARE	1	50.00%
Leave to Remain (LTR) with NRPF	1	50.00%
Total	2	100.00%

Immigration status - all referrals in Q3#



Case Closure Reasons - Adults with care and support needs

Closure reason - all closures in Q3

Reason for closure	Count	Percentage	Avg days on support
--------------------	-------	------------	---------------------

Onward referral for those no longer eligible

Referral	Count	Percentage
----------	-------	------------

Closure reason - all closures in Q3

Families with Children in Need

Local authorities uploading financial data:

1 / 2 subscribers

Newport

Referrals and Supported Households

	Q1	Q2	Q3	Q4	Year-to-date
New referrals	(Blank)	(Blank)	2		2
New households taken on for support	(Blank)	1	(Blank)		1
Supported households closed	(Blank)	(Blank)	(Blank)		(Blank)

Time on support

	Q1	Q2	Q3	Q4	Year-to-date
Average number of days on support	(Blank)	18	110		110
Households supported for 1000 days	(Blank)	(Blank)	(Blank)		(Blank)
1000 day households as % of total	(Blank)	(Blank)	(Blank)		(Blank)

Support Costs

	Q1	Q2	Q3	Q4	Year-to-date
Supported households	(Blank)	1	1		1
Dependents of supported households	(Blank)	1	1		1
Person-related cost	(Blank)	£257.2	£1.3K		£1.6K
Property-related cost	(Blank)	(Blank)	(Blank)		(Blank)
Total quarterly cost	(Blank)	£257.2	£1.3K		£1.6K
Average quarterly cost per household	(Blank)	£257.2	£1.3K		£1.6K

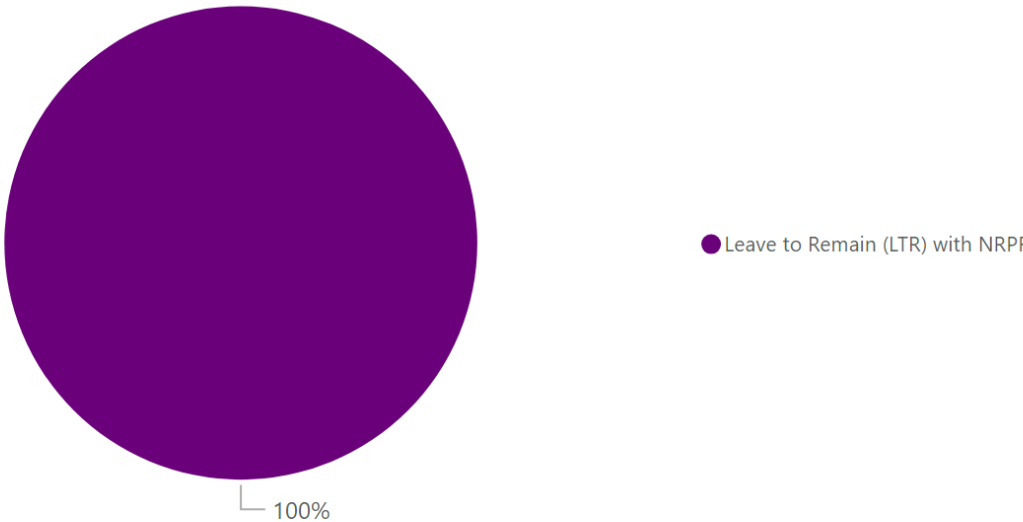
Immigration status - financially supported in Q3

Immigration Status	Immigration Status Group	Count	Percentage
Limited leave with NRPF (other)	Leave to Remain (LTR) with NRPF	1	100.00%
Total		1	100.00%

Summary of immigration status - supported in Q3‡

Immigration Status Group	Count	Percentage
Leave to Remain (LTR) with NRPF	1	100.00%
Total	1	100.00%

Summary of immigration status - supported in Q3‡



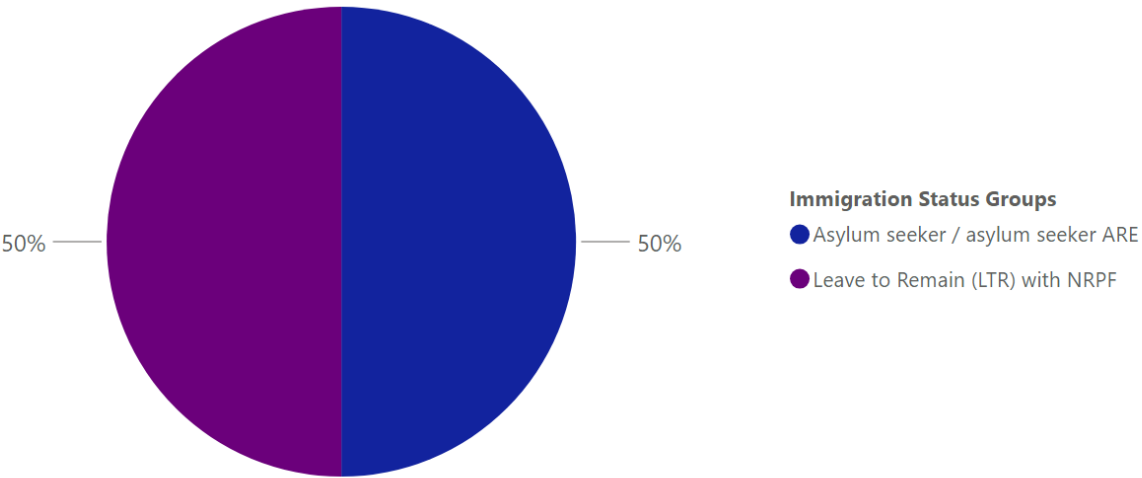
Immigration status - all referrals in Q3

Immigration Status	Immigration Status Groups	Count	Percentage
Overstayer / Breach - claimed asylum	Asylum seeker / asylum seeker ARE	1	50.00%
Limited leave with NRPF (other)	Leave to Remain (LTR) with NRPF	1	50.00%
Total		2	100.00%

Immigration status - all referrals in Q3‡

Immigration Status Groups	Count	Percentage
Asylum seeker / asylum seeker ARE	1	50.00%
Leave to Remain (LTR) with NRPF	1	50.00%
Total	2	100.00%

Immigration status - all referrals in Q3‡



Closure reason - all closures in Q3

Reason for closure	Count	Percentage	Avg days on support
--------------------	-------	------------	---------------------

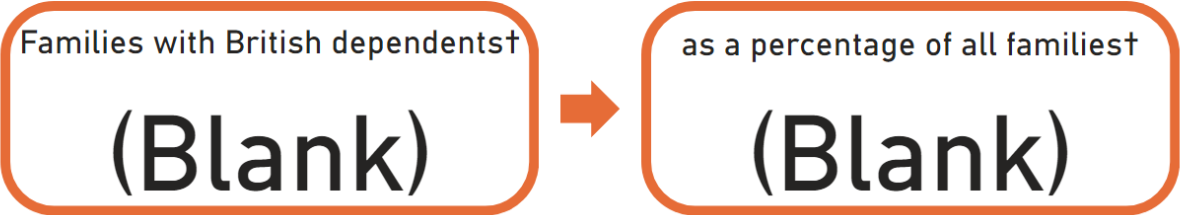
Onward referral for those no longer eligible

Referral	Count	Percentage
----------	-------	------------

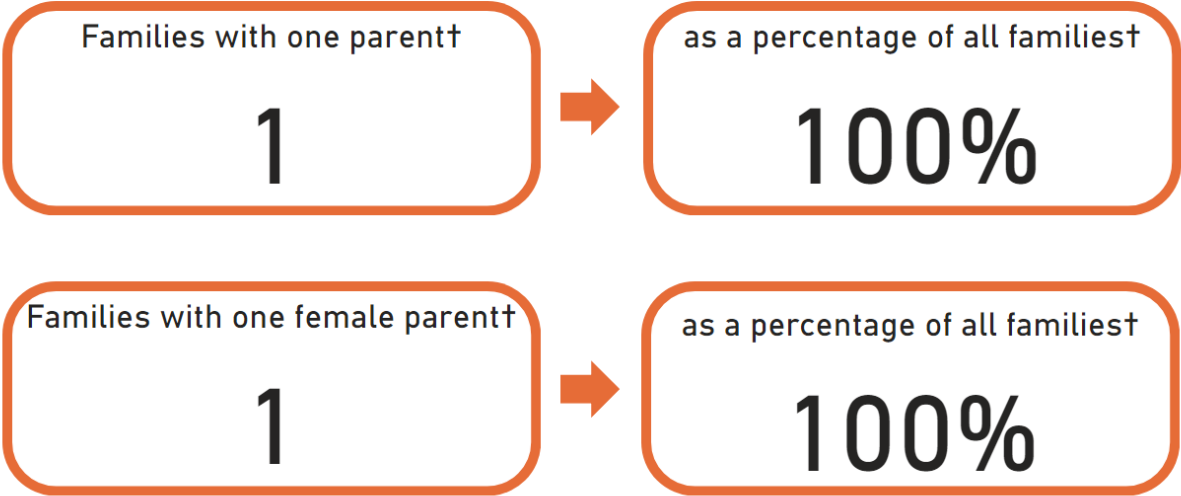
Closure reason - all closures in Q3

Following requests from our members, we have calculated the following figures:

Families with British Dependents



Single Parent Families



Looked after Children and Care Leavers

Local authorities uploading financial data:
(.../ 2 subscribers



Referrals and Supported Households

	Q1	Q2	Q3	Q4	Year-to-date
New cases taken on for support	(Blank)	(Blank)	(Blank)		(Blank)
New cases	(Blank)	(Blank)	1		1
Cases closed	(Blank)	(Blank)	(Blank)		(Blank)

Open Cases

	Q1	Q2	Q3	Q4	Year-to-date
Open cases	(Blank)	(Blank)	1		1
Open cases under age of 18	(Blank)	(Blank)	1		1
Open cases aged 18-20	(Blank)	(Blank)	(Blank)		(Blank)
Open cases aged 21-24	(Blank)	(Blank)	(Blank)		(Blank)

Support Costs

	Q1	Q2	Q3	Q4	Year-to-date
Financially supported cases	(Blank)	(Blank)	(Blank)		(Blank)
Person-related cost	(Blank)	(Blank)	(Blank)		(Blank)
Property-related cost	(Blank)	(Blank)	(Blank)		(Blank)
Total cost	(Blank)	(Blank)	(Blank)		(Blank)
Average cost per case	(Blank)	(Blank)	(Blank)		(Blank)

Immigration Status of Supported Households - Children and Care Leavers

Immigration status - open cases in Q3

Immigration Status	Immigration Status Groups	Count	Percentage
Settled status ILR (EUSS)	Leave to Remain (LTR) with recourse	1	100.00%
Total		1	100.00%

Summary of immigration status - open cases in Q3‡

Immigration Status Groups	Count	Percentage
Leave to Remain (LTR) with recourse	1	100.00%
Total	1	100.00%

Summary of immigration status - open cases in Q3‡

