



# NRPF Connect Data Report Q3 2024/25

South West

## What is the NRPF Connect data report Q3 2024/25?

This data report collates and analyses the data recorded by councils in the South West region using NRPF Connect in the year up to the end of quarter three of the 2024/25 financial year. It provides a summary of referrals made and the support provided by social care services around the UK for people with no recourse to public funds (NRPF). The data is used to inform policy recommendations.

## What is NRPF Connect?

NRPF Connect is the national database and case management tool for councils to record details of households with NRPF that are being provided with accommodation and/or financial support by social services, hosted by the NRPF Network.

## What support is recorded on NRPF Connect?

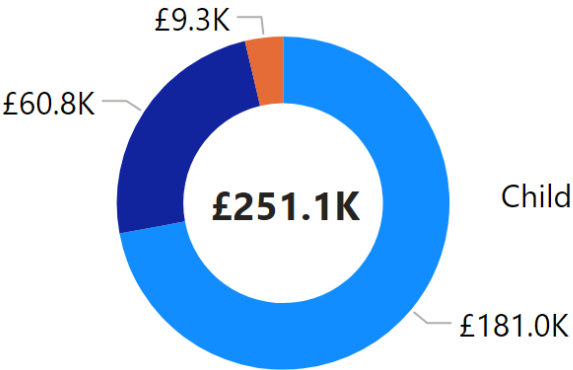
Councils can provide accommodation and financial support to people who are excluded from claiming benefits and mainstream housing assistance when statutory duties are engaged under social care legislation. Local authorities across the UK record the social care services they provide to families, adults with care needs, and care leavers with no recourse to public funds (NRPF). You can read more about NRPF support on the [NRPF Network website](#).

## Notes on the data

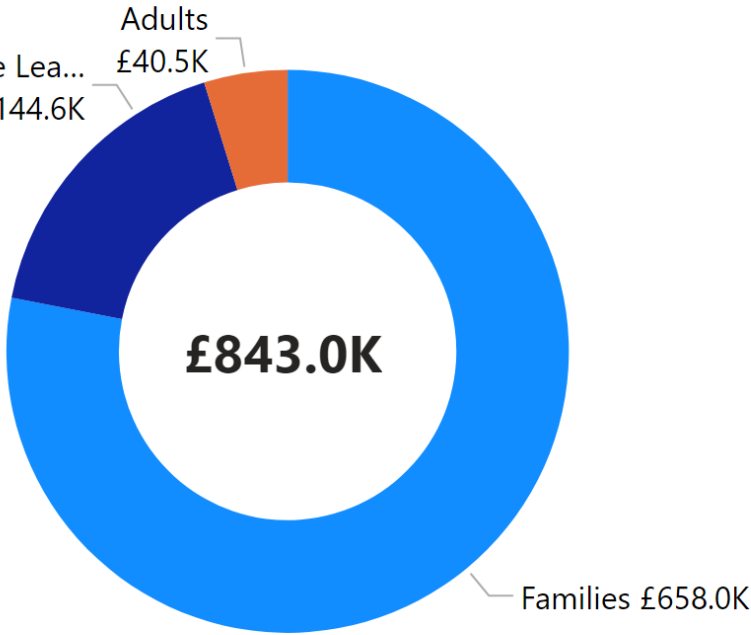
- “Adults” refers to adults with care needs provided with support under S18(1) Care Act 2014, S19(1) Care Act 2014, S12 Social Work (Scotland) Act 1968, P7 Housing Act 1996, S1 Localism Act 2011, or S117 Mental Health Act 1983.
- “Families” refers to families with a child in need with support under S17 Children Act 1989 or S22 Children (Scotland) Act 1995.
- “Children and care leavers” refers to looked after children and young people leaving care supported under Children (Leaving Care) Act 2000, S20 Children Act 1989, S25 Children (Scotland) Act 1995, or S29 & S30 Children (Scotland) Act 1995.
- “Support costs” relate to accommodation and financial support (subsistence) costs only, and do not include staffing or other costs incurred by councils delivering support to NRPF households.
- Data was last downloaded from NRPF Connect on 01/04/2025

## Key

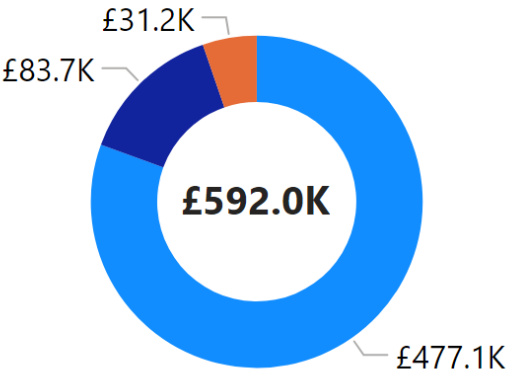
† - Those awaiting a first immigration check have been removed from the summary



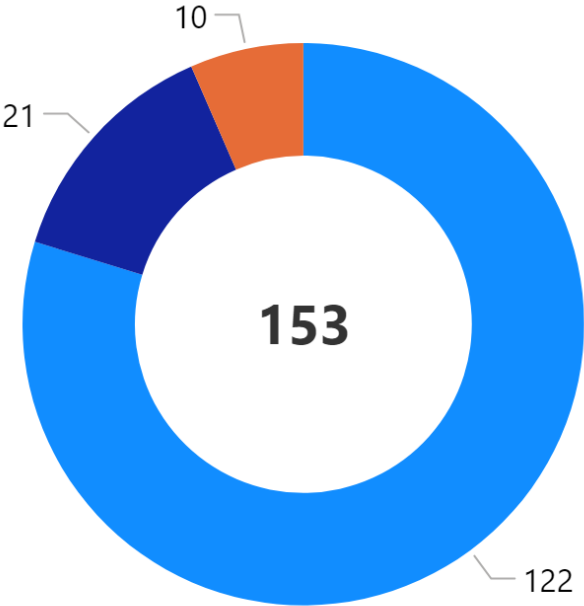
Person Related Costs



Total Quarterly Cost



Property Related Costs



Supported Households

- Families
- Children & Care Leavers
- Adults

3 local authority subscribers

# Adults with care and support needs

Local authorities uploading financial data:

1 / 3 subscribers

Bristol

## Referrals and Supported Households

	Q1	Q2	Q3	Q4	Year-to-date
New referrals	4	1	3		8
New households taken on for support	1	1	(Blank)		2
Supported households closed	2	1	(Blank)		3

## Time on support

	Q1	Q2	Q3	Q4	Year-to-date
Average number of days on support	883	997	1K		952
Households supported for 1000 days	4	4	6		6
1000 day households as % of total	33%	36%	60%		46%

## Support Costs

	Q1	Q2	Q3	Q4	Year-to-date
Supported households	12	11	10		13
Dependents of supported households	5	5	5		5
Person-related cost	£8.3K	£8.6K	£9.3K		£26.1K
Property-related cost	£38.1K	£37.1K	£31.2K		£106.3K
Total quarterly cost	£46.3K	£45.7K	£40.5K		£132.5K
Average quarterly cost per household	£3.9K	£4.2K	£4.0K		£10.2K

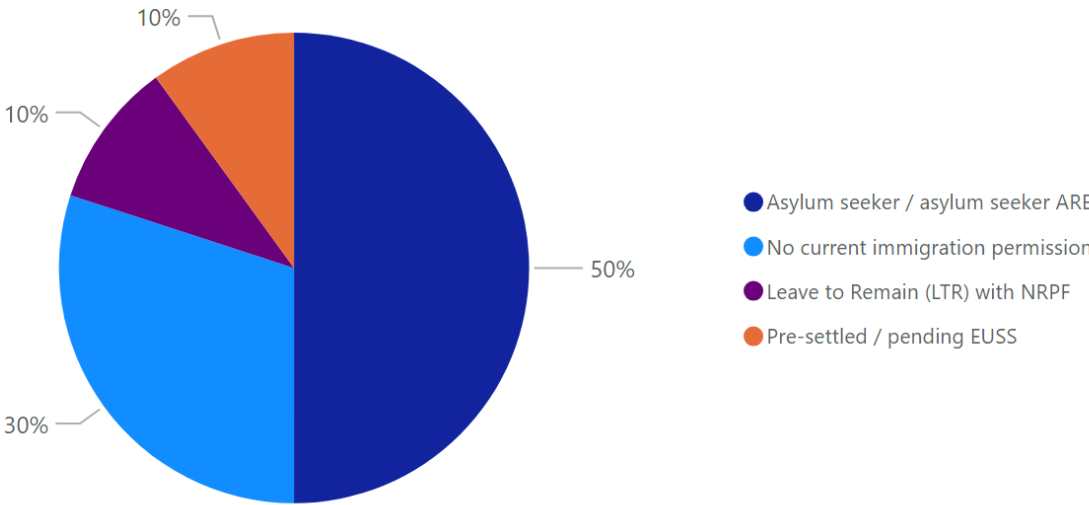
Immigration status - financially supported in Q3

Immigration Status	Immigration Status Group	Count	Percentage
Illegal entrant / Deception - claimed asylum	Asylum seeker / asylum seeker ARE	2	20.00%
Overstayer / Breach - claimed asylum	Asylum seeker / asylum seeker ARE	3	30.00%
Limited leave with NRPF (10 year route)	Leave to Remain (LTR) with NRPF	1	10.00%
Overstayer / Breach - did not claim asylum	No current immigration permission	3	30.00%
Pre-settled status LTR (EUSS)	Pre-settled / pending EUSS	1	10.00%
Total		10	100.00%

Summary of immigration status - supported in Q3‡

Immigration Status Group	Count	Percentage
Asylum seeker / asylum seeker ARE	5	50.00%
No current immigration permission	3	30.00%
Leave to Remain (LTR) with NRPF	1	10.00%
Pre-settled / pending EUSS	1	10.00%
Total	10	100.00%

Summary of immigration status - supported in Q3‡



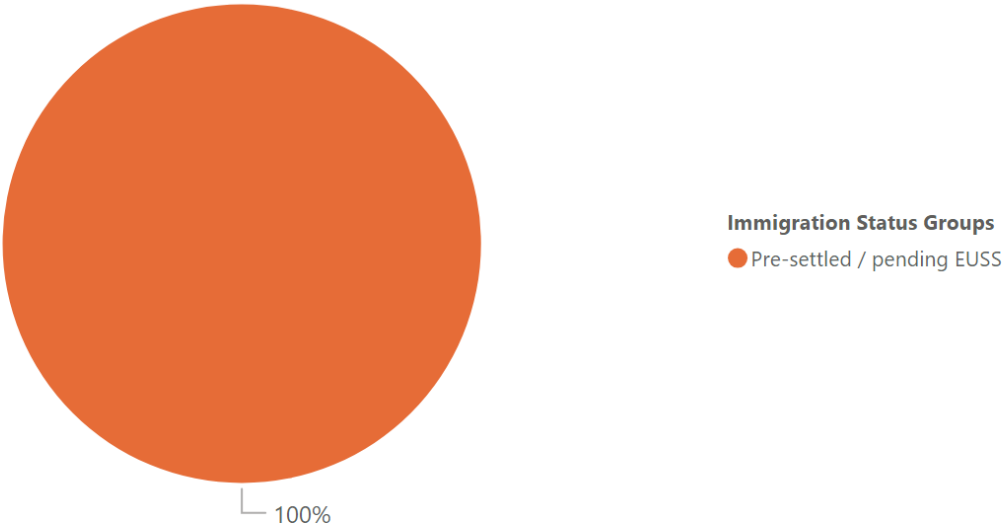
Immigration status - all referrals in Q3

Immigration Status	Immigration Status Groups	Count	Percentage
EUSS application submitted out of time	Pre-settled / pending EUSS	1	33.33%
Pre-settled status LTR (EUSS)	Pre-settled / pending EUSS	2	66.67%
Total		3	100.00%

Immigration status - all referrals in Q3#

Immigration Status Groups	Count	Percentage
Pre-settled / pending EUSS	3	100.00%
Total	3	100.00%

Immigration status - all referrals in Q3#



# Case Closure Reasons - Adults with care and support needs

## Closure reason - all closures in Q3

Reason for closure	Count	Percentage	Avg days on support
--------------------	-------	------------	---------------------

## Onward referral for those no longer eligible

Referral	Count	Percentage
----------	-------	------------

Closure reason - all closures in Q3



# Families with Children in Need

Local authorities uploading financial data:

2 / 3 subscribers

Bristol Gloucestershire

Referrals and Supported Households

	Q1	Q2	Q3	Q4	Year-to-date
New referrals	49	58	42		149
New households taken on for support	39	24	26		89
Supported households closed	33	47	35		115

Time on support

	Q1	Q2	Q3	Q4	Year-to-date
Average number of days on support	379	404	409		378
Households supported for 1000 days	13	13	10		15
1000 day households as % of total	9%	9%	8%		7%

Support Costs

	Q1	Q2	Q3	Q4	Year-to-date
Supported households	152	143	122		202
Dependents of supported households	380	377	319		519
Person-related cost	£200.1K	£202.7K	£181.0K		£583.8K
Property-related cost	£562.3K	£573.5K	£477.1K		£1.6M
Total quarterly cost	£762.4K	£776.3K	£658.0K		£2.2M
Average quarterly cost per household	£5.0K	£5.4K	£5.4K		£10.9K

# Immigration Status of Supported Households - Families

South West  
Data Report - Q3 FY 2024/25

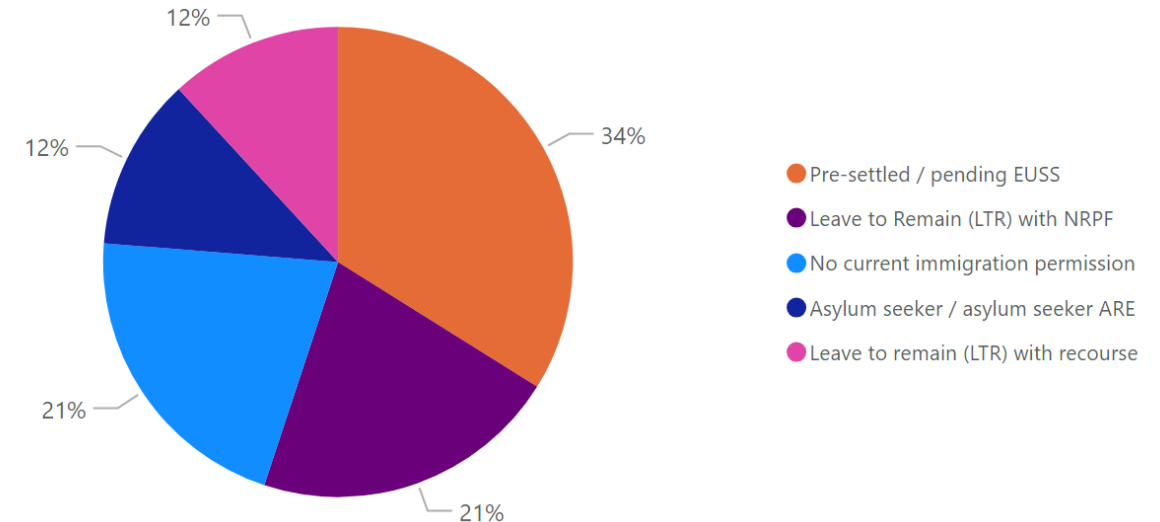
## Immigration status - financially supported in Q3

Immigration Status	Immigration Status Group	Count	Percentage
Illegal entrant / Deception - claimed asylum	Asylum seeker / asylum seeker ARE	2	1.64%
In Country Asylum Seeker	Asylum seeker / asylum seeker ARE	2	1.64%
Overstay / Breach - claimed asylum	Asylum seeker / asylum seeker ARE	10	8.20%
Awaiting first immigration check	Awaiting first immigration check	4	3.28%
Leave to Enter as visitor - NRPF	Leave to Remain (LTR) with NRPF	2	1.64%
Limited leave with NRPF (10 year route)	Leave to Remain (LTR) with NRPF	1	0.82%
Limited leave with NRPF (other)	Leave to Remain (LTR) with NRPF	22	18.03%
DDV Concession	Leave to remain (LTR) with recourse	1	0.82%
Limited leave with recourse to public funds (10 year route)	Leave to remain (LTR) with recourse	6	4.92%
Limited leave with recourse to public funds (other)	Leave to remain (LTR) with recourse	3	2.46%
Settled status ILR (EUSS)	Leave to remain (LTR) with recourse	4	3.28%
EEA / family member (resident Dec 20)- unlawfully present	No current immigration permission	1	0.82%
EEA derived right of residence (other)	No current immigration permission	2	1.64%
Illegal entrant / Deception - did not claim asylum	No current immigration permission	1	0.82%
Overstay / Breach - did not claim asylum	No current immigration permission	14	11.48%
Status not confirmed	No current immigration permission	7	5.74%
EUSS application submitted after 30 June 2021	Pre-settled / pending EUSS	3	2.46%
EUSS application submitted in time	Pre-settled / pending EUSS	2	1.64%
Pre-settled status LTR (EUSS)	Pre-settled / pending EUSS	35	28.69%
<b>Total</b>		<b>122</b>	<b>100.00%</b>

## Summary of immigration status - supported in Q3†

Immigration Status Group	Count	Percentage
Pre-settled / pending EUSS	40	33.90%
Leave to Remain (LTR) with NRPF	25	21.19%
No current immigration permission	25	21.19%
Asylum seeker / asylum seeker ARE	14	11.86%
Leave to remain (LTR) with recourse	14	11.86%
<b>Total</b>	<b>118</b>	<b>100.00%</b>

## Summary of immigration status - supported in Q3†



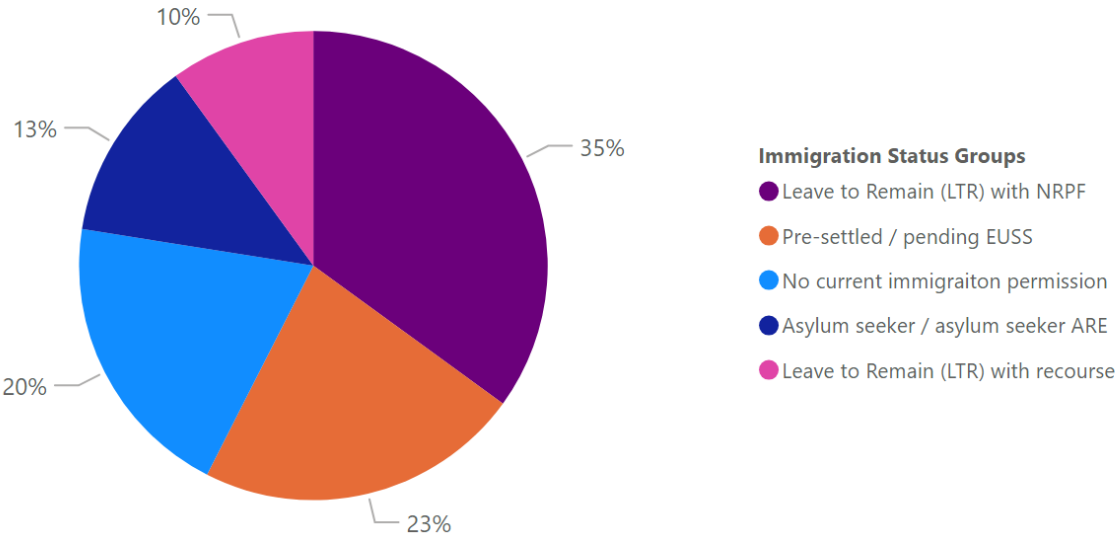
Immigration status - all referrals in Q3

Immigration Status	Immigration Status Groups	Count	Percentage
Illegal entrant / Deception - claimed asylum	Asylum seeker / asylum seeker ARE	1	2.38%
In Country Asylum Seeker	Asylum seeker / asylum seeker ARE	2	4.76%
Overstayer / Breach - claimed asylum	Asylum seeker / asylum seeker ARE	2	4.76%
Awaiting first immigration check	Awaiting first immigration status check	2	4.76%
Limited leave with NRPF (10 year route)	Leave to Remain (LTR) with NRPF	1	2.38%
Limited leave with NRPF (other)	Leave to Remain (LTR) with NRPF	13	30.95%
Indefinite Leave	Leave to Remain (LTR) with recourse	1	2.38%
Refugee Status	Leave to Remain (LTR) with recourse	2	4.76%
Settled status ILR (EUSS)	Leave to Remain (LTR) with recourse	1	2.38%
Overstayer / Breach - did not claim asylum	No current immigraiton permission	6	14.29%
Status not confirmed	No current immigraiton permission	2	4.76%
EUSS application submitted after 30 June 2021	Pre-settled / pending EUSS	1	2.38%
Pre-settled status LTR (EUSS)	Pre-settled / pending EUSS	8	19.05%
Total		42	100.00%

Immigration status - all referrals in Q3‡

Immigration Status Groups	Count	Percentage
Leave to Remain (LTR) with NRPF	14	35.00%
Pre-settled / pending EUSS	9	22.50%
No current immigraiton permission	8	20.00%
Asylum seeker / asylum seeker ARE	5	12.50%
Leave to Remain (LTR) with recourse	4	10.00%
Total	40	100.00%

Immigration status - all referrals in Q3‡



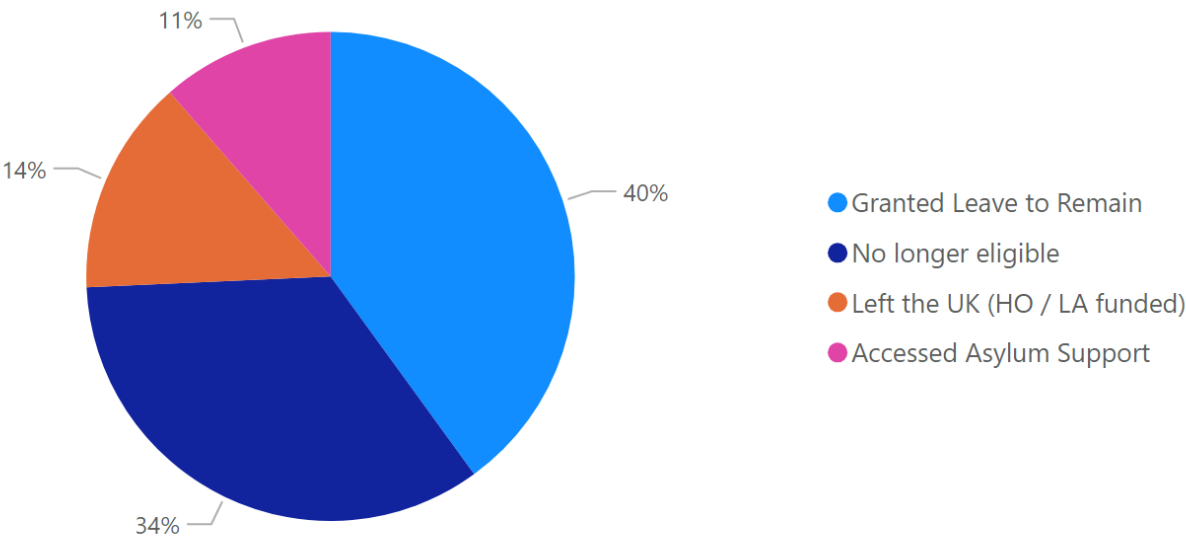
Closure reason - all closures in Q3

Reason for closure	Count	Percentage	Avg days on support
Granted Leave to Remain	14	40%	498
No longer eligible	12	34%	543
Left the UK (HO / LA funded)	5	14%	224
Accessed Asylum Support	4	11%	984
Total	35	100%	529

Onward referral for those no longer eligible

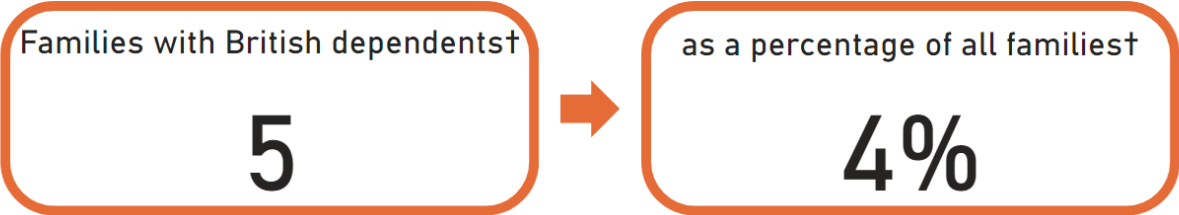
Referral	Count	Percentage
Referred to borough where ordinary resident	5	42%
Support accessed through friends / family	3	25%
Employment	2	17%
Mainstream benefits and housing services	2	17%
Total	12	100%

Closure reason - all closures in Q3

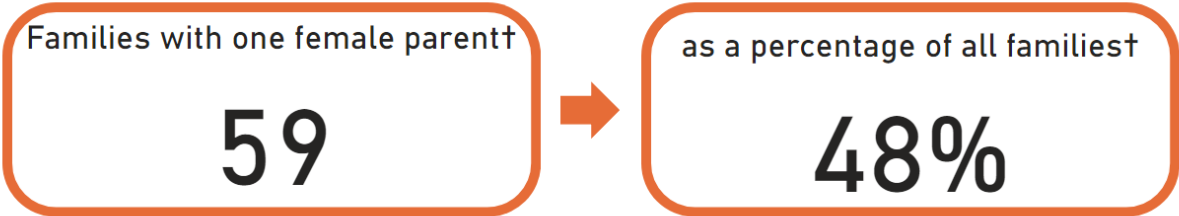
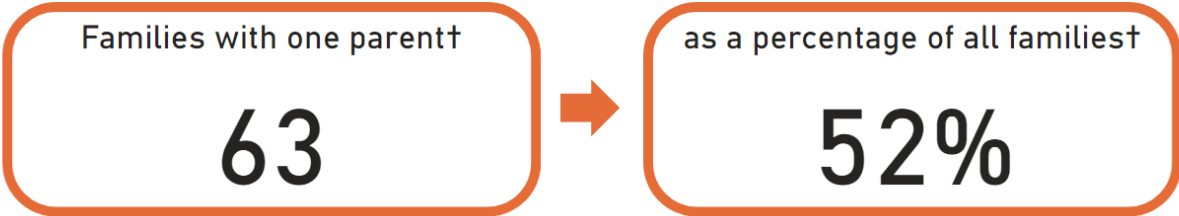


Following requests from our members, we have calculated the following figures:

## Families with British Dependents



## Single Parent Families



# Looked after Children and Care Leavers

Local authorities uploading financial data:

2 / 3 subscribers

Bristol

Gloucestershire

## Referrals and Supported Households

	Q1	Q2	Q3	Q4	Year-to-date
New cases taken on for support	(Blank)	(Blank)	(Blank)		(Blank)
New cases	8	1	71		80
Cases closed	6	5	4		15

## Open Cases

	Q1	Q2	Q3	Q4	Year-to-date
Open cases	204	196	267		276
Open cases under age of 18	49	32	127		120
Open cases aged 18-20	102	109	91		103
Open cases aged 21-24	53	55	49		53

## Support Costs

	Q1	Q2	Q3	Q4	Year-to-date
Financially supported cases	26	24	21		26
Person-related cost	£117K	£78K	£61K		£256.1K
Property-related cost	£85.76K	£86.00K	£83.74K		£255.5K
Total cost	£203.07K	£163.98K	£144.55K		£511.6K
Average cost per case	£7.8K	£6.83K	£6.88K		£19.7K



## Immigration status - open cases in Q3

Immigration Status	Immigration Status Groups	Count	Percentage
Illegal entrant / Deception - claimed asylum	Asylum seeker / asylum seeker ARE	103	39.16%
In Country Asylum Seeker	Asylum seeker / asylum seeker ARE	43	16.35%
Overstayer / Breach - claimed asylum	Asylum seeker / asylum seeker ARE	3	1.14%
Port Case	Asylum seeker / asylum seeker ARE	12	4.56%
Awaiting first immigration check	Awaiting first immigration status check	8	3.04%
Limited leave with NRPF (other)	Leave to Remain (LTR) with NRPF	1	0.38%
Indefinite Leave	Leave to Remain (LTR) with recourse	1	0.38%
Limited leave with recourse to public funds (other)	Leave to Remain (LTR) with recourse	10	3.80%
Refugee Status	Leave to Remain (LTR) with recourse	12	4.56%
Illegal entrant / Deception - did not claim asylum	No current immigraiton permission	21	7.98%
No record held by Home Office	No current immigraiton permission	4	1.52%
Overstayer / Breach - did not claim asylum	No current immigraiton permission	3	1.14%
Status not confirmed	No current immigraiton permission	40	15.21%
EUSS application submitted pre-30 June 2021	Pre-settled / pending EUSS	1	0.38%
Pre-settled status LTR (EUSS)	Pre-settled / pending EUSS	1	0.38%
<b>Total</b>		<b>263</b>	<b>100.00%</b>

## Summary of immigration status - open cases in Q3‡

Immigration Status Groups	Count	Percentage
Asylum seeker / asylum seeker ARE	161	63.14%
No current immigraiton permission	68	26.67%
Leave to Remain (LTR) with recourse	23	9.02%
Pre-settled / pending EUSS	2	0.78%
Leave to Remain (LTR) with NRPF	1	0.39%
<b>Total</b>	<b>255</b>	<b>100.00%</b>

## Summary of immigration status - open cases in Q3‡

