



# NRPF Connect Data Report Q3 2024/25

South East

## What is the NRPF Connect data report Q3 2024/25?

This data report collates and analyses the data recorded by councils in the South East region using NRPF Connect in the year up to the end of quarter three of the 2024/25 financial year. It provides a summary of referrals made and the support provided by social care services around the UK for people with no recourse to public funds (NRPF). The data is used to inform policy recommendations.

## What is NRPF Connect?

NRPF Connect is the national database and case management tool for councils to record details of households with NRPF that are being provided with accommodation and/or financial support by social services, hosted by the NRPF Network.

## What support is recorded on NRPF Connect?

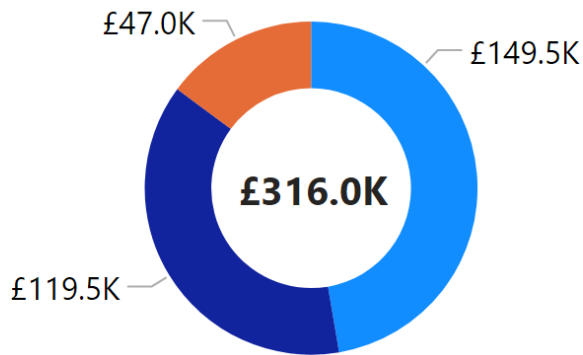
Councils can provide accommodation and financial support to people who are excluded from claiming benefits and mainstream housing assistance when statutory duties are engaged under social care legislation. Local authorities across the UK record the social care services they provide to families, adults with care needs, and care leavers with no recourse to public funds (NRPF). You can read more about NRPF support on the [NRPF Network website](#).

## Notes on the data

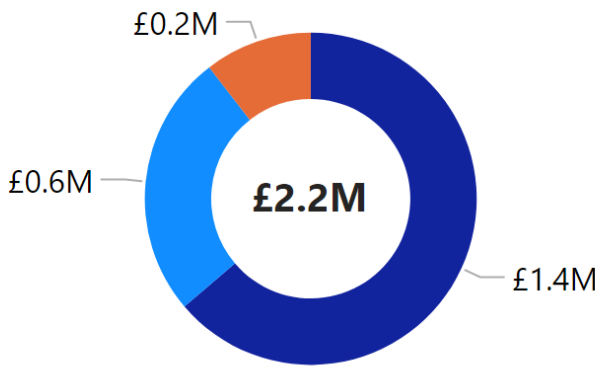
- “Adults” refers to adults with care needs provided with support under S18(1) Care Act 2014, S19(1) Care Act 2014, S12 Social Work (Scotland) Act 1968, P7 Housing Act 1996, S1 Localism Act 2011, or S117 Mental Health Act 1983.
- “Families” refers to families with a child in need with support under S17 Children Act 1989 or S22 Children (Scotland) Act 1995.
- “Children and care leavers” refers to looked after children and young people leaving care supported under Children (Leaving Care) Act 2000, S20 Children Act 1989, S25 Children (Scotland) Act 1995, or S29 & S30 Children (Scotland) Act 1995.
- “Support costs” relate to accommodation and financial support (subsistence) costs only, and do not include staffing or other costs incurred by councils delivering support to NRPF households.
- Data was last downloaded from NRPF Connect on 01/04/2025

## Key

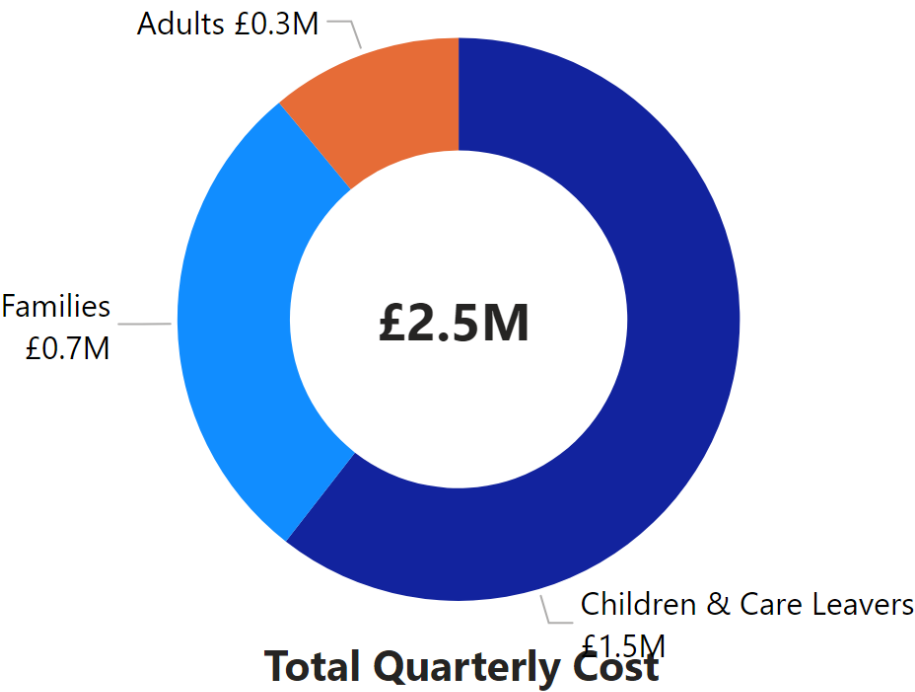
‡ - Those awaiting a first immigration check have been removed from the summary



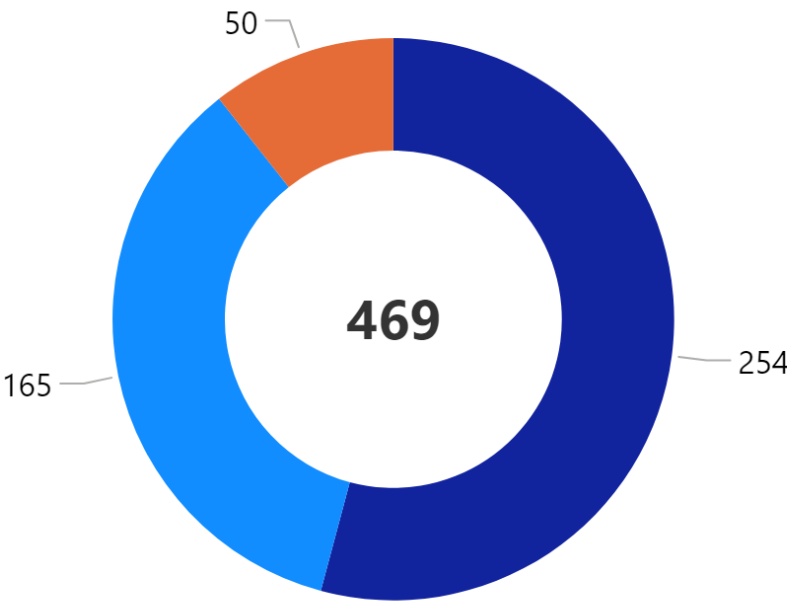
Person Related Costs



Property Related Costs



Total Quarterly Cost



Supported Households

- Families
- Children & Care Leavers
- Adults

14 local authority subscribers

# Adults with care and support needs

## Local authorities uploading financial data:

8 /14 subscribers

Brighton and Hove	East Sussex	Hampshire
Kent	Milton Keynes	Slough
Southampton	Surrey	

## Referrals and Supported Households

	Q1	Q2	Q3	Q4	Year-to-date
New referrals	25	22	23		70
New households taken on for support	4	2	1		7
Supported households closed	9	1	3		13

## Time on support

	Q1	Q2	Q3	Q4	Year-to-date
Average number of days on support	1K	1K	1K		1K
Households supported for 1000 days	24	24	24		25
1000 day households as % of total	42%	48%	48%		42%

## Support Costs

	Q1	Q2	Q3	Q4	Year-to-date
Supported households	57	50	50		60
Dependents of supported households	9	5	5		9
Person-related cost	£44.7K	£41.9K	£47.0K		£133.6K
Property-related cost	£243.6K	£236.0K	£232.5K		£712.2K
Total quarterly cost	£288.4K	£277.9K	£279.5K		£845.8K
Average quarterly cost per household	£5.1K	£5.6K	£5.6K		£14.1K

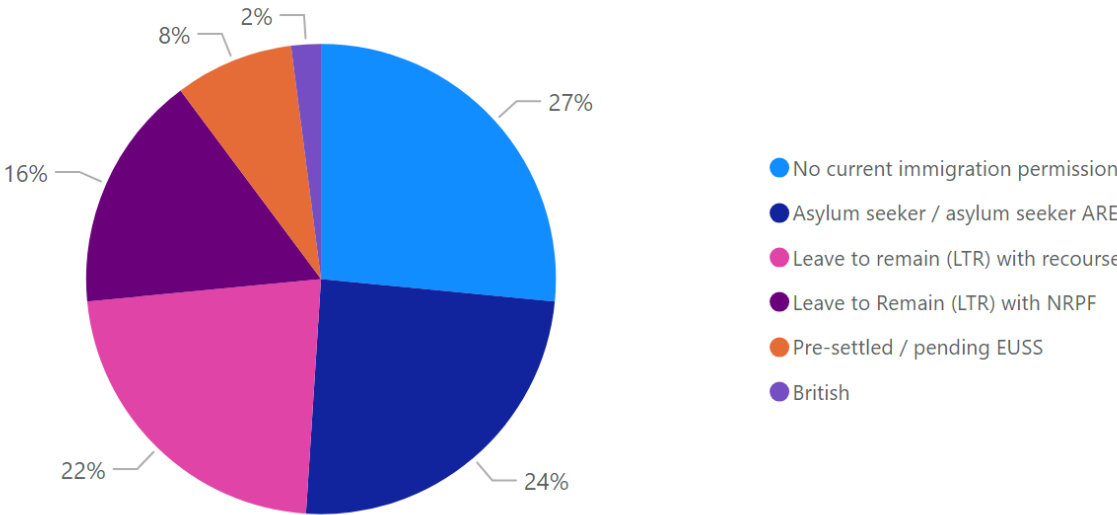
## Immigration status - financially supported in Q3

Immigration Status	Immigration Status Group	Count	Percentage
Illegal entrant / Deception - claimed asylum	Asylum seeker / asylum seeker ARE	6	12.00%
Overstayer / Breach - claimed asylum	Asylum seeker / asylum seeker ARE	4	8.00%
Port Case	Asylum seeker / asylum seeker ARE	2	4.00%
Awaiting first immigration check	Awaiting first immigration check	1	2.00%
British	British	1	2.00%
Limited leave with NRPF (other)	Leave to Remain (LTR) with NRPF	8	16.00%
Discretionary Leave (DL) - other	Leave to remain (LTR) with recourse	1	2.00%
Limited leave with recourse to public funds (other)	Leave to remain (LTR) with recourse	4	8.00%
Refugee Status	Leave to remain (LTR) with recourse	5	10.00%
Settled status ILR (EUSS)	Leave to remain (LTR) with recourse	1	2.00%
EEA / family member (resident Dec 20)- unlawfully present	No current immigration permission	1	2.00%
EEA family permit	No current immigration permission	1	2.00%
Overstayer / Breach - did not claim asylum	No current immigration permission	8	16.00%
Status not confirmed	No current immigration permission	3	6.00%
Pre-settled status LTR (EUSS)	Pre-settled / pending EUSS	4	8.00%
Total		50	100.00%

## Summary of immigration status - supported in Q3‡

Immigration Status Group	Count	Percentage
No current immigration permission	13	26.53%
Asylum seeker / asylum seeker ARE	12	24.49%
Leave to remain (LTR) with recourse	11	22.45%
Leave to Remain (LTR) with NRPF	8	16.33%
Pre-settled / pending EUSS	4	8.16%
British	1	2.04%
Total	49	100.00%

## Summary of immigration status - supported in Q3‡



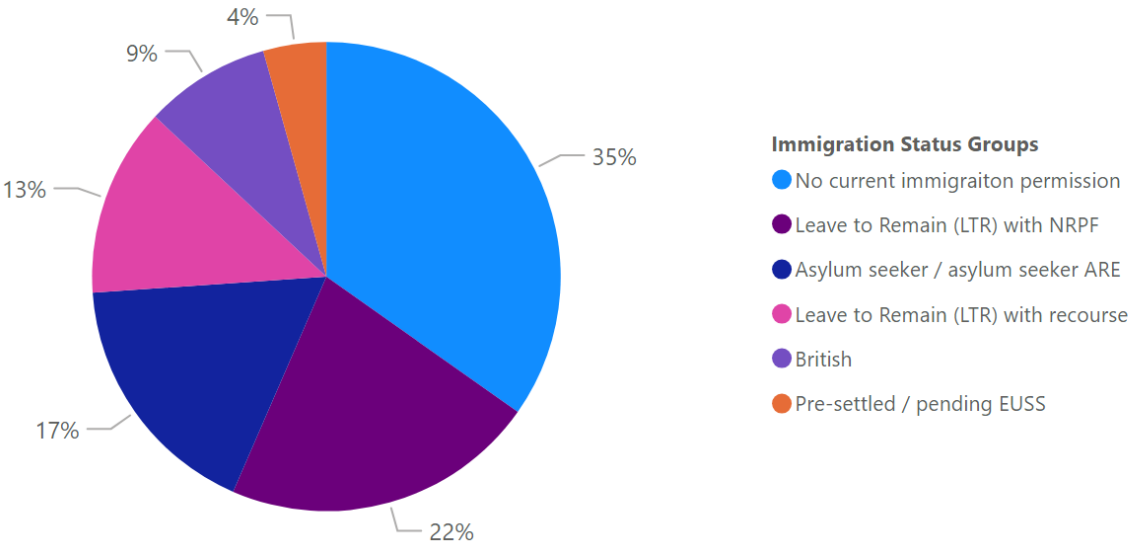
Immigration status - all referrals in Q3

Immigration Status	Immigration Status Groups	Count	Percentage
Illegal entrant / Deception - claimed asylum	Asylum seeker / asylum seeker ARE	1	4.35%
Overstay / Breach - claimed asylum	Asylum seeker / asylum seeker ARE	2	8.70%
Port Case	Asylum seeker / asylum seeker ARE	1	4.35%
British	British	2	8.70%
Limited leave with NRP (10 year route)	Leave to Remain (LTR) with NRP	2	8.70%
Limited leave with NRP (other)	Leave to Remain (LTR) with NRP	3	13.04%
Limited leave with recourse to public funds (other)	Leave to Remain (LTR) with recourse	1	4.35%
Settled status ILR (EUSS)	Leave to Remain (LTR) with recourse	2	8.70%
Overstay / Breach - did not claim asylum	No current immigration permission	4	17.39%
Status not confirmed	No current immigration permission	4	17.39%
Pre-settled status LTR (EUSS)	Pre-settled / pending EUSS	1	4.35%
<b>Total</b>		<b>23</b>	<b>100.00%</b>

Immigration status - all referrals in Q3

Immigration Status Groups	Count	Percentage
No current immigration permission	8	34.78%
Leave to Remain (LTR) with NRP	5	21.74%
Asylum seeker / asylum seeker ARE	4	17.39%
Leave to Remain (LTR) with recourse	3	13.04%
British	2	8.70%
Pre-settled / pending EUSS	1	4.35%
<b>Total</b>	<b>23</b>	<b>100.00%</b>

Immigration status - all referrals in Q3



# Case Closure Reasons - Adults with care and support needs

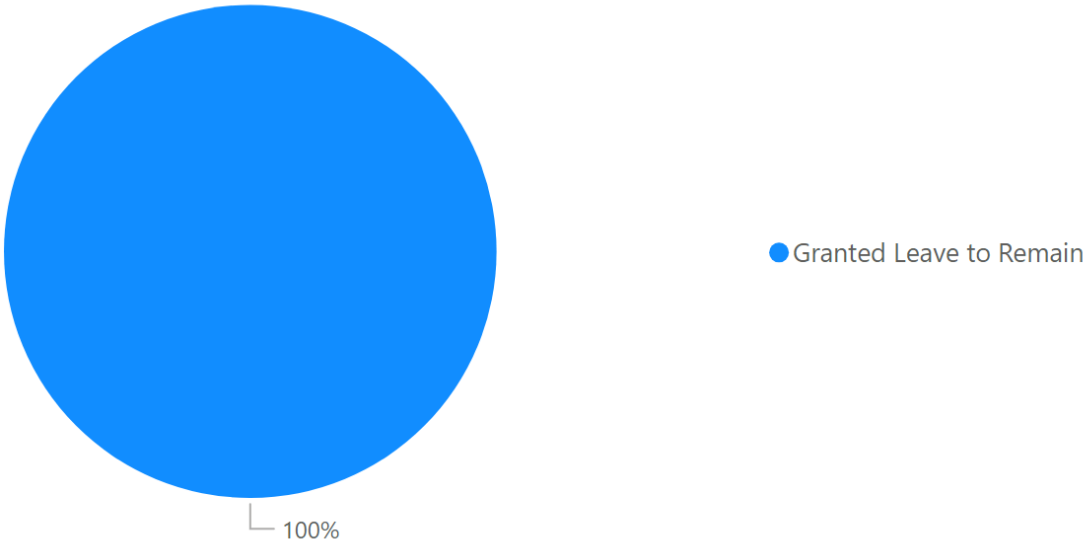
Closure reason - all closures in Q3

Reason for closure	Count	Percentage	Avg days on support
Granted Leave to Remain	3	100%	793
Total	3	100%	793

Onward referral for those no longer eligible

Referral	Count	Percentage
----------	-------	------------

Closure reason - all closures in Q3





# Families with Children in Need

Local authorities uploading financial data:  
13/14 subscribers

Brighton and Hove	Buckinghamshire	East Sussex
Hampshire	Kent	Medway
Milton Keynes	Oxfordshire	Portsmouth
Reading	Southampton	Surrey
West Sussex		

Referrals and Supported Households

	Q1	Q2	Q3	Q4	Year-to-date
New referrals	106	89	99		294
New households taken on for support	24	24	21		69
Supported households closed	28	26	16		70

Time on support

	Q1	Q2	Q3	Q4	Year-to-date
Average number of days on support	647	659	697		637
Households supported for 1000 days	38	42	43		50
1000 day households as % of total	22%	25%	26%		23%

Support Costs

	Q1	Q2	Q3	Q4	Year-to-date
Supported households	174	170	165		219
Dependents of supported households	306	290	293		392
Person-related cost	£174.2K	£165.8K	£149.5K		£489.5K
Property-related cost	£561.2K	£539.7K	£571.7K		£1.7M
Total quarterly cost	£735.4K	£705.5K	£721.2K		£2.2M
Average quarterly cost per household	£4.2K	£4.2K	£4.4K		£9.9K

# Immigration Status of Supported Households - Families

South East  
Data Report - Q3 FY 2024/25

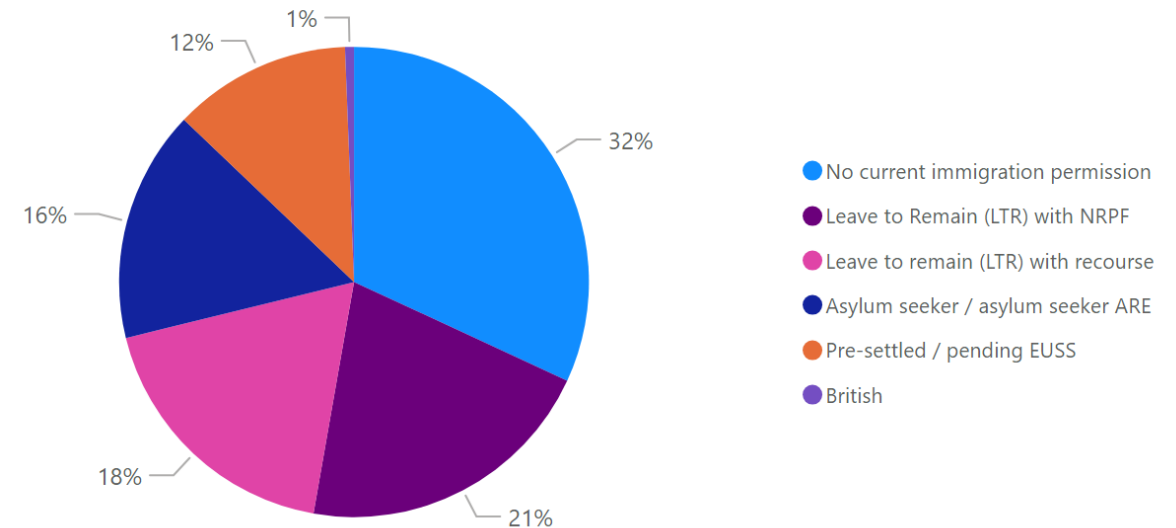
## Immigration status - financially supported in Q3

Immigration Status	Immigration Status Group	Count	Percentage
Illegal entrant / Deception - claimed asylum	Asylum seeker / asylum seeker ARE	7	4.24%
In Country Asylum Seeker	Asylum seeker / asylum seeker ARE	2	1.21%
Overstay / Breach - claimed asylum	Asylum seeker / asylum seeker ARE	17	10.30%
Awaiting first immigration check	Awaiting first immigration check	2	1.21%
British	British	1	0.61%
Leave to Enter as visitor - NRPF	Leave to Remain (LTR) with NRPF	2	1.21%
Limited leave with NRPF (10 year route)	Leave to Remain (LTR) with NRPF	4	2.42%
Limited leave with NRPF (other)	Leave to Remain (LTR) with NRPF	28	16.97%
DDV Concession	Leave to remain (LTR) with recourse	3	1.82%
Indefinite Leave	Leave to remain (LTR) with recourse	2	1.21%
Limited leave with recourse to public funds (10 year route)	Leave to remain (LTR) with recourse	6	3.64%
Limited leave with recourse to public funds (following COC)	Leave to remain (LTR) with recourse	1	0.61%
Limited leave with recourse to public funds (other)	Leave to remain (LTR) with recourse	13	7.88%
Refugee Status	Leave to remain (LTR) with recourse	4	2.42%
Settled status ILR (EUSS)	Leave to remain (LTR) with recourse	1	0.61%
EEA / family member (resident Dec 20)- unlawfully present	No current immigration permission	3	1.82%
Illegal entrant / Deception - did not claim asylum	No current immigration permission	5	3.03%
Overstay / Breach - did not claim asylum	No current immigration permission	31	18.79%
Status not confirmed	No current immigration permission	13	7.88%
EUSS application submitted pre-30 June 2021	Pre-settled / pending EUSS	2	1.21%
Pre-settled status LTR (EUSS)	Pre-settled / pending EUSS	18	10.91%
<b>Total</b>		<b>165</b>	<b>100.00%</b>

## Summary of immigration status - supported in Q3‡

Immigration Status Group	Count	Percentage
No current immigration permission	52	31.90%
Leave to Remain (LTR) with NRPF	34	20.86%
Leave to remain (LTR) with recourse	30	18.40%
Asylum seeker / asylum seeker ARE	26	15.95%
Pre-settled / pending EUSS	20	12.27%
British	1	0.61%
<b>Total</b>	<b>163</b>	<b>100.00%</b>

## Summary of immigration status - supported in Q3‡



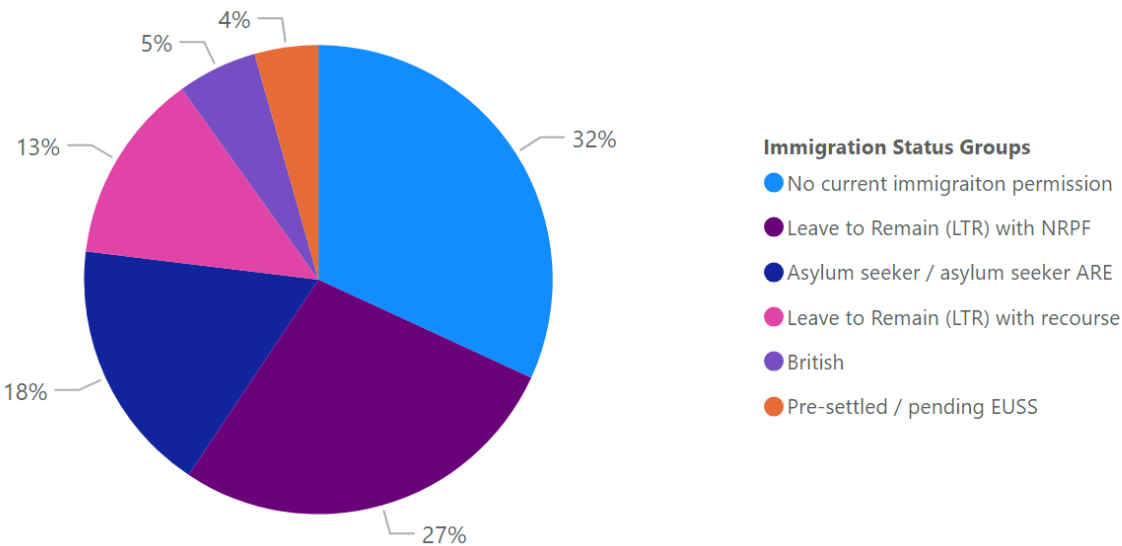
Immigration status - all referrals in Q3

Immigration Status	Immigration Status Groups	Count	Percentage
Illegal entrant / Deception - claimed asylum	Asylum seeker / asylum seeker ARE	10	10.10%
In Country Asylum Seeker	Asylum seeker / asylum seeker ARE	3	3.03%
Overstay / Breach - claimed asylum	Asylum seeker / asylum seeker ARE	2	2.02%
Port Case	Asylum seeker / asylum seeker ARE	1	1.01%
Awaiting first immigration check	Awaiting first immigration status check	8	8.08%
British	British	5	5.05%
Limited leave with NRPF (10 year route)	Leave to Remain (LTR) with NRPF	6	6.06%
Limited leave with NRPF (other)	Leave to Remain (LTR) with NRPF	19	19.19%
Humanitarian Protection	Leave to Remain (LTR) with recourse	1	1.01%
Indefinite Leave	Leave to Remain (LTR) with recourse	3	3.03%
Limited leave with recourse to public funds (10 year route)	Leave to Remain (LTR) with recourse	2	2.02%
Limited leave with recourse to public funds (other)	Leave to Remain (LTR) with recourse	4	4.04%
Settled status ILR (EUSS)	Leave to Remain (LTR) with recourse	2	2.02%
Illegal entrant / Deception - did not claim asylum	No current immigration permission	3	3.03%
Overstay / Breach - did not claim asylum	No current immigration permission	13	13.13%
Status not confirmed	No current immigration permission	13	13.13%
Pre-settled status LTR (EUSS)	Pre-settled / pending EUSS	4	4.04%
Total		99	100.00%

Immigration status - all referrals in Q3‡

Immigration Status Groups	Count	Percentage
No current immigration permission	29	31.87%
Leave to Remain (LTR) with NRPF	25	27.47%
Asylum seeker / asylum seeker ARE	16	17.58%
Leave to Remain (LTR) with recourse	12	13.19%
British	5	5.49%
Pre-settled / pending EUSS	4	4.40%
Total	91	100.00%

Immigration status - all referrals in Q3‡



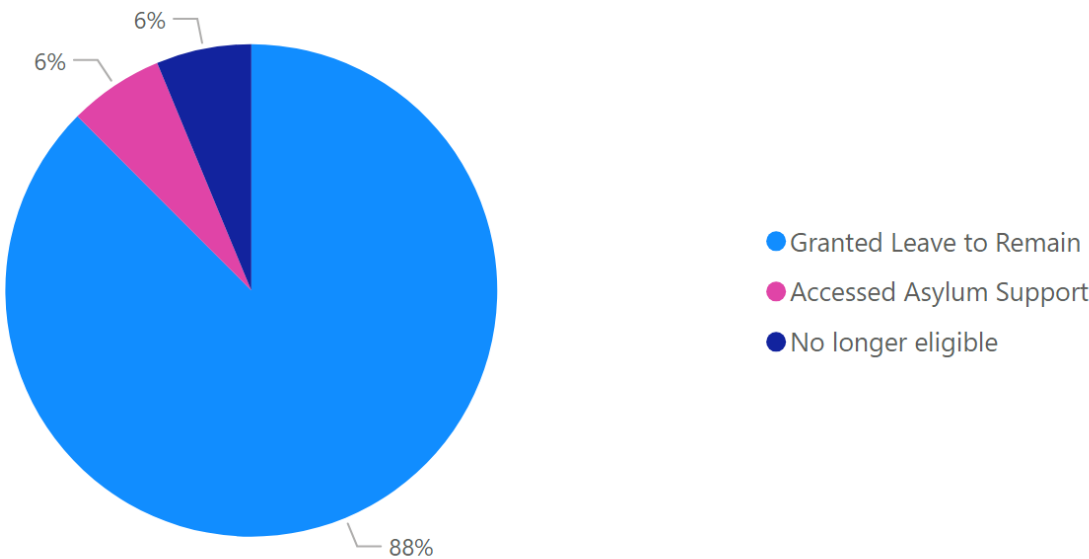
Closure reason - all closures in Q3

Reason for closure	Count	Percentage	Avg days on support
Granted Leave to Remain	14	88%	555
Accessed Asylum Support	1	6%	313
No longer eligible	1	6%	1807
Total	16	100%	618

Onward referral for those no longer eligible

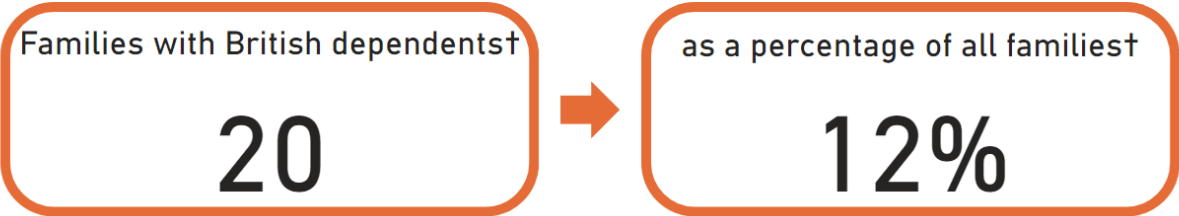
Referral	Count	Percentage
Support accessed through friends / family	1	100%
Total	1	100%

Closure reason - all closures in Q3

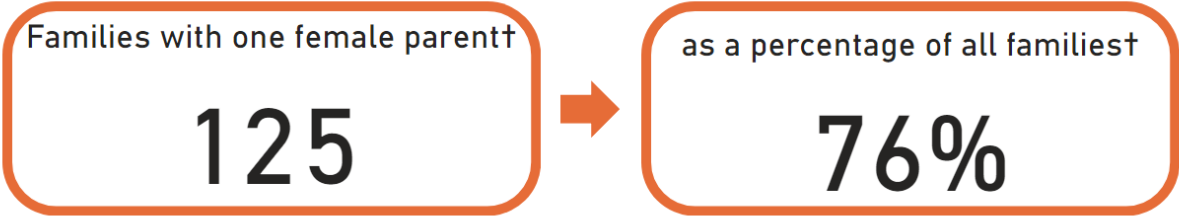
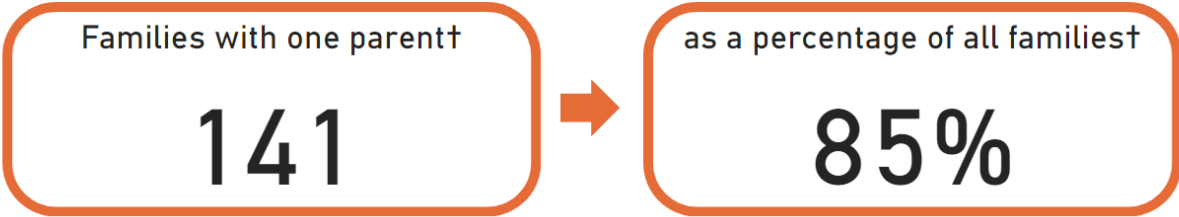


Following requests from our members, we have calculated the following figures:

## Families with British Dependents



## Single Parent Families



# Looked after Children and Care Leavers

Local authorities uploading financial data:

9 /14 subscribers

Buckinghamshire	Hampshire	Kent
Milton Keynes	Oxfordshire	Portsmouth
Reading	Surrey	West Sussex

## Referrals and Supported Households

	Q1	Q2	Q3	Q4	Year-to-date
New cases taken on for support	4	(Blank)	4		8
New cases	29	13	15		57
Cases closed	45	16	22		83

## Open Cases

	Q1	Q2	Q3	Q4	Year-to-date
Open cases	736	698	710		763
Open cases under age of 18	75	55	97		84
Open cases aged 18-20	427	403	397		441
Open cases aged 21-24	234	240	216		238

## Support Costs

	Q1	Q2	Q3	Q4	Year-to-date
Financially supported cases	277	258	254		287
Person-related cost	£128K	£114K	£120K		£366.3K
Property-related cost	£1.45M	£1.44M	£1.42M		£4.3M
Total cost	£1.58M	£1.56M	£1.53M		£4.7M
Average cost per case	£5.7K	£6.04K	£6.04K		£16.4K



# Immigration Status of Supported Households - Children and Care Leavers

South East  
Data Report - Q3 FY 2024/25

## Immigration status - open cases in Q3

Immigration Status	Immigration Status Groups	Count	Percentage
Illegal entrant / Deception - claimed asylum	Asylum seeker / asylum seeker ARE	362	52.62%
In Country Asylum Seeker	Asylum seeker / asylum seeker ARE	26	3.78%
Overstayer / Breach - claimed asylum	Asylum seeker / asylum seeker ARE	20	2.91%
Port Case	Asylum seeker / asylum seeker ARE	34	4.94%
Awaiting first immigration check	Awaiting first immigration status check	3	0.44%
Limited leave with NRPF (10 year route)	Leave to Remain (LTR) with NRPF	1	0.15%
Limited leave with NRPF (other)	Leave to Remain (LTR) with NRPF	6	0.87%
Discretionary Leave (DL) - other	Leave to Remain (LTR) with recourse	3	0.44%
Humanitarian Protection	Leave to Remain (LTR) with recourse	15	2.18%
Indefinite Leave	Leave to Remain (LTR) with recourse	2	0.29%
Limited leave with recourse to public funds (other)	Leave to Remain (LTR) with recourse	24	3.49%
Refugee Status	Leave to Remain (LTR) with recourse	146	21.22%
Settled status ILR (EUSS)	Leave to Remain (LTR) with recourse	1	0.15%
UASC leave	Leave to Remain (LTR) with recourse	2	0.29%
EEA / family member (resident Dec 20)- unlawfully present	No current immigration permission	1	0.15%
EEA national - no record on HO systems	No current immigration permission	1	0.15%
Illegal entrant / Deception - did not claim asylum	No current immigration permission	5	0.73%
No record held by Home Office	No current immigration permission	3	0.44%
Overstayer / Breach - did not claim asylum	No current immigration permission	2	0.29%
Status not confirmed	No current immigration permission	28	4.07%
EUSS application submitted in time	Pre-settled / pending EUSS	1	0.15%
EUSS application submitted pre-30 June 2021	Pre-settled / pending EUSS	2	0.29%
<b>Total</b>		<b>688</b>	<b>100.00%</b>

## Summary of immigration status - open cases in Q3†

Immigration Status Groups	Count	Percentage
Asylum seeker / asylum seeker ARE	442	64.53%
Leave to Remain (LTR) with recourse	193	28.18%
No current immigration permission	40	5.84%
Leave to Remain (LTR) with NRPF	7	1.02%
Pre-settled / pending EUSS	3	0.44%
<b>Total</b>	<b>685</b>	<b>100.00%</b>

## Summary of immigration status - open cases in Q3†

