



NRPF Connect Data Report Q3 2024/25

Greater London

What is the NRPF Connect data report Q3 2024/25?

This data report collates and analyses the data recorded by councils in the Greater London region using NRPF Connect in the year up to the end of quarter three of the 2024/25 financial year. It provides a summary of referrals made and the support provided by social care services around the UK for people with no recourse to public funds (NRPF). The data is used to inform policy recommendations.

What is NRPF Connect?

NRPF Connect is the national database and case management tool for councils to record details of households with NRPF that are being provided with accommodation and/or financial support by social services, hosted by the NRPF Network.

What support is recorded on NRPF Connect?

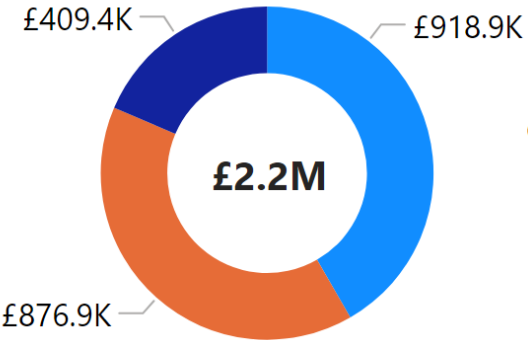
Councils can provide accommodation and financial support to people who are excluded from claiming benefits and mainstream housing assistance when statutory duties are engaged under social care legislation. Local authorities across the UK record the social care services they provide to families, adults with care needs, and care leavers with no recourse to public funds (NRPF). You can read more about NRPF support on the [NRPF Network website](#).

Notes on the data

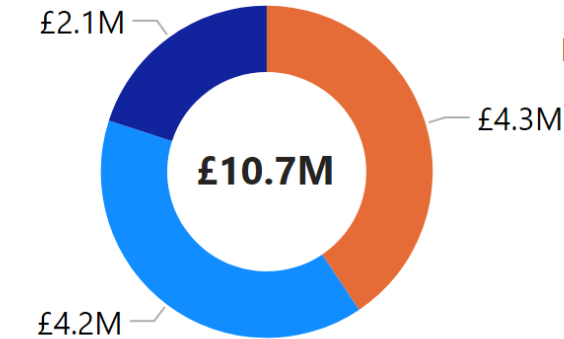
- “Adults” refers to adults with care needs provided with support under S18(1) Care Act 2014, S19(1) Care Act 2014, S12 Social Work (Scotland) Act 1968, P7 Housing Act 1996, S1 Localism Act 2011, or S117 Mental Health Act 1983.
- “Families” refers to families with a child in need with support under S17 Children Act 1989 or S22 Children (Scotland) Act 1995.
- “Children and care leavers” refers to looked after children and young people leaving care supported under Children (Leaving Care) Act 2000, S20 Children Act 1989, S25 Children (Scotland) Act 1995, or S29 & S30 Children (Scotland) Act 1995.
- “Support costs” relate to accommodation and financial support (subsistence) costs only, and do not include staffing or other costs incurred by councils delivering support to NRPF households.
- Data was last downloaded from NRPF Connect on 01/04/2025

Key

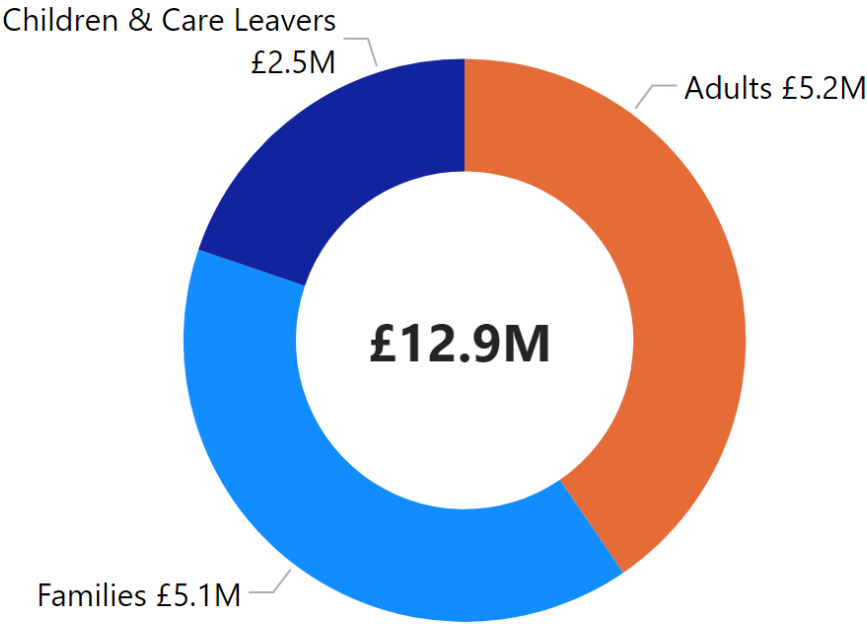
‡ - Those awaiting a first immigration check have been removed from the summary



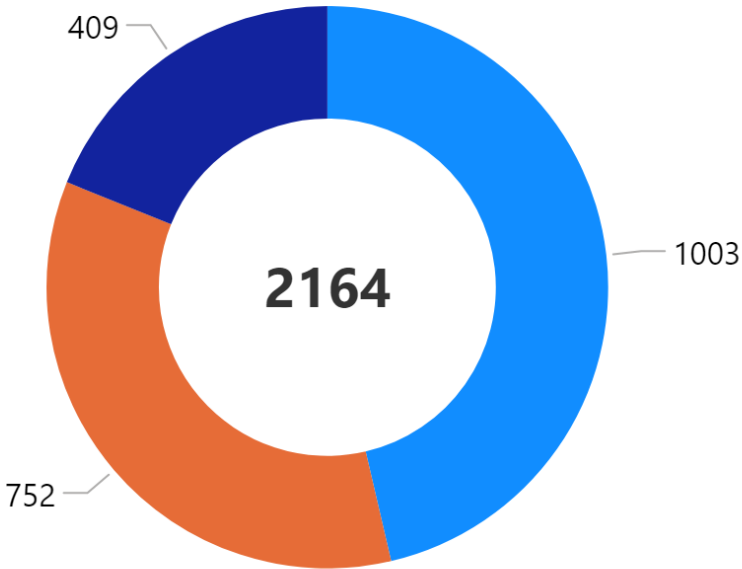
Person Related Costs



Property Related Costs



Total Quarterly Cost



Supported Households

- Families
- Children & Care Leavers
- Adults

30 local authority subscribers

Adults with care and support needs

Local authorities uploading financial data:
25/30 subscribers

Barking and Dagenha	Barnet	Bexley
Camden	Croydon	Ealing
Enfield	Greenwich	Hackney
Hammersmith and Fu	Haringey	Havering
Hillingdon	Hounslow	Islington
Kensington and Chels	Lambeth	Lewisham
Merton	Newham	Redbridge
Southwark	Tower Hamlets	Wandsworth
Westminster		

Referrals and Supported Households

	Q1	Q2	Q3	Q4	Year-to-date
New referrals	363	318	318		999
New households taken on for support	63	66	47		176
Supported households closed	58	44	52		154

Time on support

	Q1	Q2	Q3	Q4	Year-to-date
Average number of days on support	946	968	1K		972
Households supported for 1000 days	242	253	269		293
1000 day households as % of total	33%	34%	36%		34%

Support Costs

	Q1	Q2	Q3	Q4	Year-to-date
Supported households	741	749	752		854
Dependents of supported households	78	80	74		95
Person-related cost	£809.5K	£845.3K	£876.9K		£2.5M
Property-related cost	£4.3M	£4.3M	£4.3M		£13.0M
Total quarterly cost	£5.1M	£5.2M	£5.2M		£15.5M
Average quarterly cost per household	£6.9K	£6.9K	£6.9K		£18.1K

Immigration Status of Supported Households - Adults with care and support needs

Greater London
Data Report - Q3 FY 2024/25

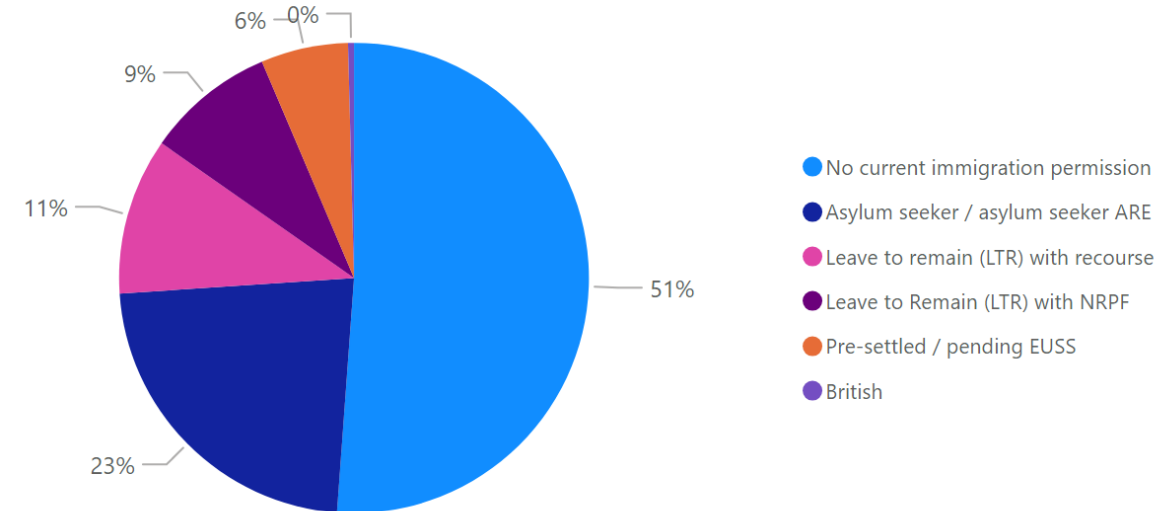
Immigration status - financially supported in Q3

Immigration Status	Immigration Status Group	Count	Percentage
Illegal entrant / Deception - claimed asylum	Asylum seeker / asylum seeker ARE	59	7.85%
In Country Asylum Seeker	Asylum seeker / asylum seeker ARE	12	1.60%
Overstayer / Breach - claimed asylum	Asylum seeker / asylum seeker ARE	87	11.57%
Port Case	Asylum seeker / asylum seeker ARE	9	1.20%
Awaiting first immigration check	Awaiting first immigration check	19	2.53%
British	British	3	0.40%
Hong Kong BN(O) Visa	Leave to Remain (LTR) with NRPF	2	0.27%
Leave to Enter as visitor - NRPF	Leave to Remain (LTR) with NRPF	4	0.53%
Limited leave with NRPF (10 year route)	Leave to Remain (LTR) with NRPF	9	1.20%
Limited leave with NRPF (other)	Leave to Remain (LTR) with NRPF	50	6.65%
Discretionary Leave (DL) - other	Leave to remain (LTR) with recourse	5	0.66%
Indefinite Leave	Leave to remain (LTR) with recourse	7	0.93%
Limited leave with recourse to public funds (10 year route)	Leave to remain (LTR) with recourse	20	2.66%
Limited leave with recourse to public funds (following COC)	Leave to remain (LTR) with recourse	2	0.27%
Limited leave with recourse to public funds (other)	Leave to remain (LTR) with recourse	34	4.52%
Refugee Status	Leave to remain (LTR) with recourse	4	0.53%
Settled status ILR (EUSS)	Leave to remain (LTR) with recourse	7	0.93%
EEA / family member (resident Dec 20)- unlawfully present	No current immigration permission	6	0.80%
EEA national	No current immigration permission	1	0.13%
EEA national - no record on HO systems	No current immigration permission	1	0.13%
EEA National / Dependant	No current immigration permission	2	0.27%
Illegal entrant / Deception - did not claim asylum	No current immigration permission	44	5.85%
No record held by Home Office	No current immigration permission	3	0.40%
Overstayer / Breach - did not claim asylum	No current immigration permission	238	31.65%
Status not confirmed	No current immigration permission	80	10.64%
EUSS application submitted in time	Pre-settled / pending EUSS	3	0.40%
EUSS application submitted pre-30 June 2021	Pre-settled / pending EUSS	2	0.27%
Pre-settled status LTR (EUSS)	Pre-settled / pending EUSS	39	5.19%
Total		752	100.00%

Summary of immigration status - supported in Q3‡

Immigration Status Group	Count	Percentage
No current immigration permission	375	51.16%
Asylum seeker / asylum seeker ARE	167	22.78%
Leave to remain (LTR) with recourse	79	10.78%
Leave to Remain (LTR) with NRPF	65	8.87%
Pre-settled / pending EUSS	44	6.00%
British	3	0.41%
Total	733	100.00%

Summary of immigration status - supported in Q3‡



Immigration Status of Referred Households - Adults with care and support needs

Greater London
Data Report - Q3 FY 2024/25

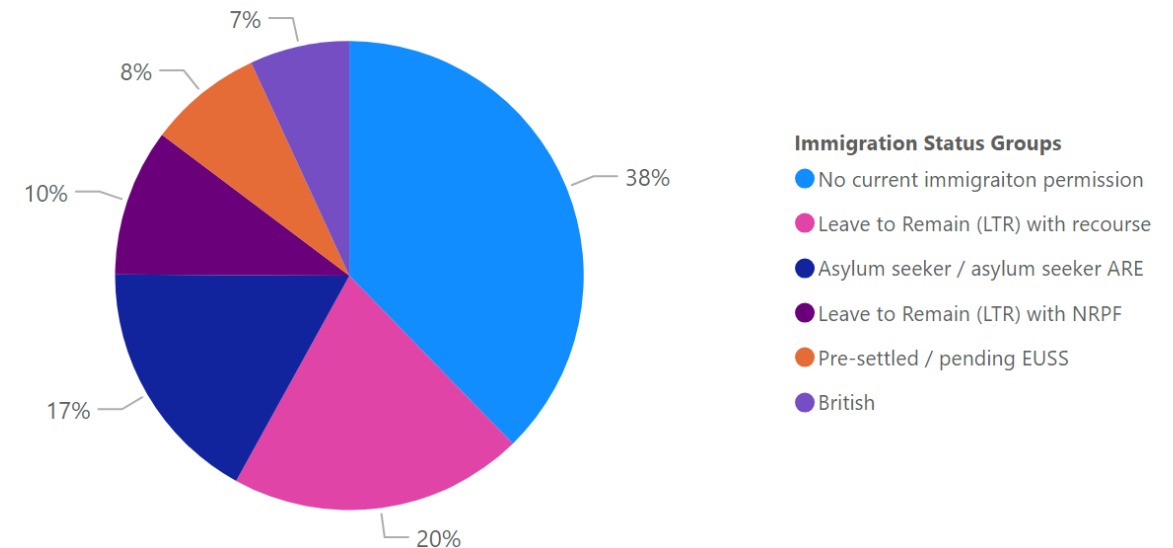
Immigration status - all referrals in Q3

Immigration Status	Immigration Status Groups	Count	Percentage
Illegal entrant / Deception - claimed asylum	Asylum seeker / asylum seeker ARE	15	4.72%
In Country Asylum Seeker	Asylum seeker / asylum seeker ARE	13	4.09%
Overstayer / Breach - claimed asylum	Asylum seeker / asylum seeker ARE	24	7.55%
Awaiting first immigration check	Awaiting first immigration status check	13	4.09%
British	British	21	6.60%
Hong Kong BN(O) Visa	Leave to Remain (LTR) with NRPF	1	0.31%
Leave to Enter as visitor - NRPF	Leave to Remain (LTR) with NRPF	2	0.63%
Limited leave with NRPF (10 year route)	Leave to Remain (LTR) with NRPF	2	0.63%
Limited leave with NRPF (other)	Leave to Remain (LTR) with NRPF	26	8.18%
Indefinite Leave	Leave to Remain (LTR) with recourse	20	6.29%
Limited leave with recourse to public funds (10 year route)	Leave to Remain (LTR) with recourse	3	0.94%
Limited leave with recourse to public funds (other)	Leave to Remain (LTR) with recourse	14	4.40%
Refugee Status	Leave to Remain (LTR) with recourse	8	2.52%
Settled status ILR (EUSS)	Leave to Remain (LTR) with recourse	17	5.35%
Illegal entrant / Deception - did not claim asylum	No current immigration permission	7	2.20%
Overstayer / Breach - did not claim asylum	No current immigration permission	61	19.18%
Status not confirmed	No current immigration permission	47	14.78%
EUSS application submitted after 30 June 2021	Pre-settled / pending EUSS	1	0.31%
EUSS application submitted in time	Pre-settled / pending EUSS	2	0.63%
EUSS application submitted out of time	Pre-settled / pending EUSS	1	0.31%
EUSS application submitted pre-30 June 2021	Pre-settled / pending EUSS	1	0.31%
Pre-settled status LTR (EUSS)	Pre-settled / pending EUSS	19	5.97%
Total		318	100.00%

Immigration status - all referrals in Q3†

Immigration Status Groups	Count	Percentage
No current immigration permission	115	37.70%
Leave to Remain (LTR) with recourse	62	20.33%
Asylum seeker / asylum seeker ARE	52	17.05%
Leave to Remain (LTR) with NRPF	31	10.16%
Pre-settled / pending EUSS	24	7.87%
British	21	6.89%
Total	305	100.00%

Immigration status - all referrals in Q3†



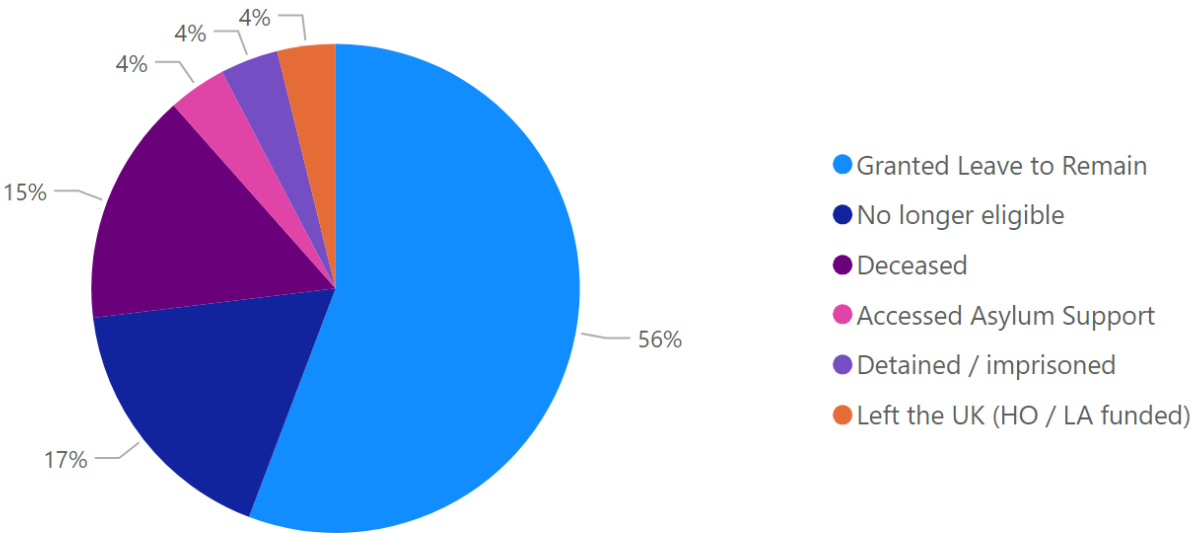
Closure reason - all closures in Q3

Reason for closure	Count	Percentage	Avg days on support
Granted Leave to Remain	29	56%	972
No longer eligible	9	17%	528
Deceased	8	15%	960
Accessed Asylum Support	2	4%	230
Detained / imprisoned	2	4%	528
Left the UK (HO / LA funded)	2	4%	1223
Total	52	100%	857

Onward referral for those no longer eligible

Referral	Count	Percentage
Support accessed through friends / family	5	56%
Referred to borough where ordinary resident	3	33%
Employment	1	11%
Total	9	100%

Closure reason - all closures in Q3



Families with Children in Need

Local authorities uploading financial data:
30/30 subscribers

Barking and Dagenham	Barnet	Bexley
Brent	Bromley	Camden
Croydon	Ealing	Enfield
Greenwich	Hackney	Hammersmith and Fulham
Haringey	Harrow	Havering
Hillingdon	Hounslow	Islington
Kensington and Chelsea	Lambeth	Lewisham
Merton	Newham	Redbridge
Southwark	Sutton	Tower Hamlets
Waltham Forest	Wandsworth	Westminster

Referrals and Supported Households

	Q1	Q2	Q3	Q4	Year-to-date
New referrals	393	414	391		1198
New households taken on for support	138	148	121		407
Supported households closed	110	128	135		373

Time on support

	Q1	Q2	Q3	Q4	Year-to-date
Average number of days on support	568	579	599		574
Households supported for 1000 days	190	213	229		264
1000 day households as % of total	20%	21%	23%		21%

Support Costs

	Q1	Q2	Q3	Q4	Year-to-date
Supported households	972	1010	1003		1241
Dependents of supported households	1684	1701	1678		2103
Person-related cost	£895.0K	£902.2K	£918.9K		£2.7M
Property-related cost	£3.9M	£4.1M	£4.2M		£12.2M
Total quarterly cost	£4.8M	£5.0M	£5.1M		£14.9M
Average quarterly cost per household	£4.9K	£5.0K	£5.1K		£12.0K

Immigration Status of Supported Households - Families

Greater London
Data Report - Q3 FY 2024/25

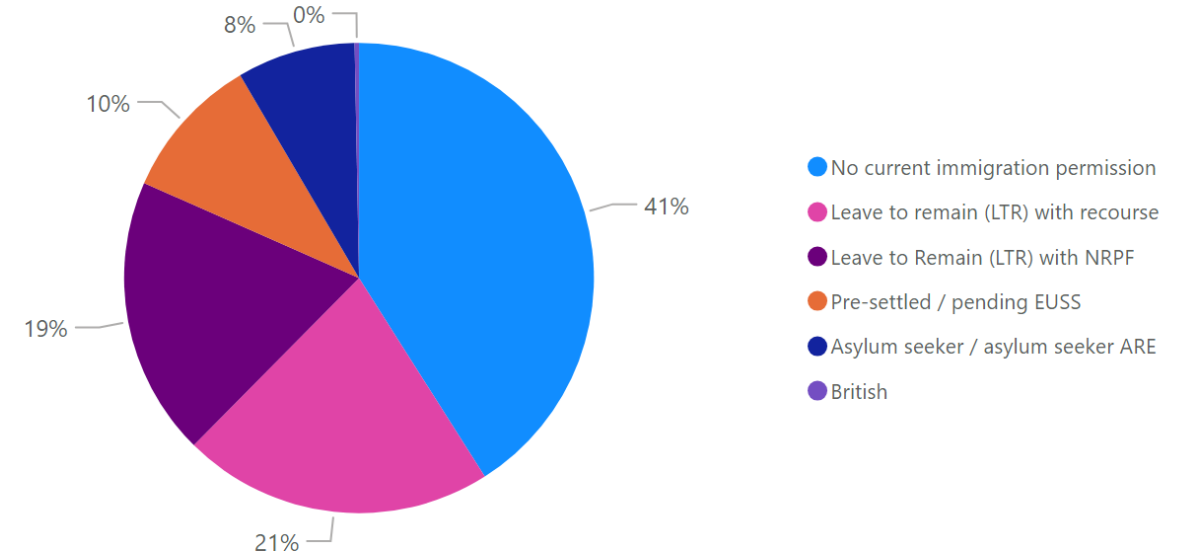
Immigration status - financially supported in Q3

Immigration Status	Immigration Status Group	Count	Percentage
Illegal entrant / Deception - claimed asylum	Asylum seeker / asylum seeker ARE	18	1.79%
In Country Asylum Seeker	Asylum seeker / asylum seeker ARE	6	0.60%
Overstayer / Breach - claimed asylum	Asylum seeker / asylum seeker ARE	50	4.99%
Port Case	Asylum seeker / asylum seeker ARE	7	0.70%
Awaiting first immigration check	Awaiting first immigration check	8	0.80%
British	British	3	0.30%
Leave to Enter as visitor - NRPF	Leave to Remain (LTR) with NRPF	12	1.20%
Limited leave with NRPF (10 year route)	Leave to Remain (LTR) with NRPF	25	2.49%
Limited leave with NRPF (other)	Leave to Remain (LTR) with NRPF	154	15.35%
DDV Concession	Leave to remain (LTR) with recourse	24	2.39%
Humanitarian Protection	Leave to remain (LTR) with recourse	2	0.20%
Indefinite Leave	Leave to remain (LTR) with recourse	14	1.40%
Limited leave with recourse to public funds (10 year route)	Leave to remain (LTR) with recourse	66	6.58%
Limited leave with recourse to public funds (following COC)	Leave to remain (LTR) with recourse	9	0.90%
Limited leave with recourse to public funds (other)	Leave to remain (LTR) with recourse	81	8.08%
Refugee Status	Leave to remain (LTR) with recourse	6	0.60%
Settled status ILR (EUSS)	Leave to remain (LTR) with recourse	11	1.10%
EEA / family member (resident Dec 20)- unlawfully present	No current immigration permission	8	0.80%
Illegal entrant / Deception - did not claim asylum	No current immigration permission	25	2.49%
Overstayer / Breach - did not claim asylum	No current immigration permission	342	34.10%
Status not confirmed	No current immigration permission	33	3.29%
EUSS application submitted after 30 June 2021	Pre-settled / pending EUSS	4	0.40%
EUSS application submitted in time	Pre-settled / pending EUSS	3	0.30%
EUSS application submitted out of time	Pre-settled / pending EUSS	1	0.10%
EUSS application submitted pre-30 June 2021	Pre-settled / pending EUSS	2	0.20%
Pre-settled status LTR (EUSS)	Pre-settled / pending EUSS	89	8.87%
Total		1003	100.00%

Summary of immigration status - supported in Q3‡

Immigration Status Group	Count	Percentage
No current immigration permission	408	41.01%
Leave to remain (LTR) with recourse	213	21.41%
Leave to Remain (LTR) with NRPF	191	19.20%
Pre-settled / pending EUSS	99	9.95%
Asylum seeker / asylum seeker ARE	81	8.14%
British	3	0.30%
Total	995	100.00%

Summary of immigration status - supported in Q3‡



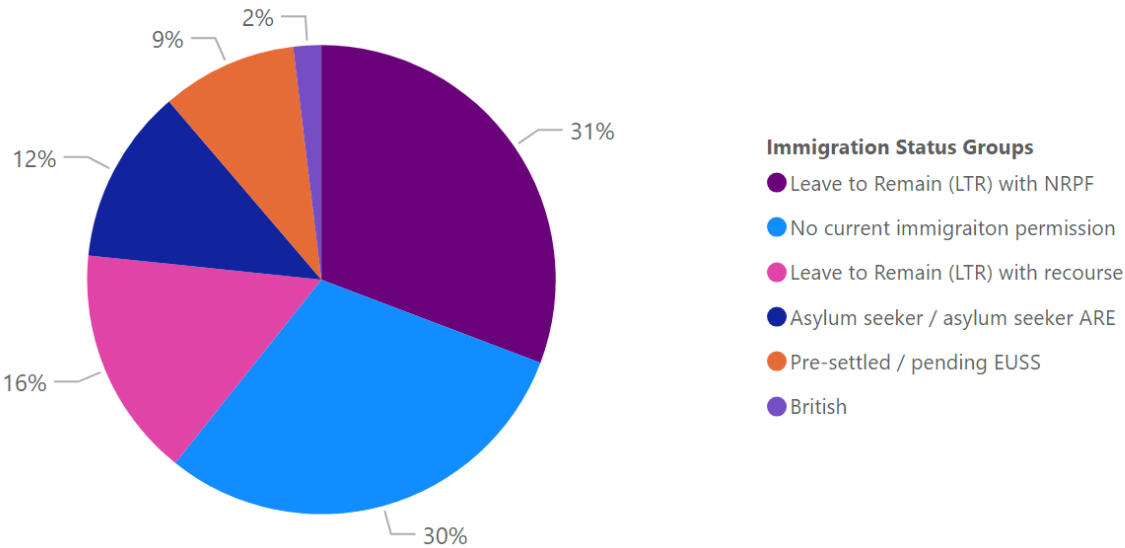
Immigration status - all referrals in Q3

Immigration Status	Immigration Status Groups	Count	Percentage
Illegal entrant / Deception - claimed asylum	Asylum seeker / asylum seeker ARE	17	4.35%
In Country Asylum Seeker	Asylum seeker / asylum seeker ARE	8	2.05%
Overstayer / Breach - claimed asylum	Asylum seeker / asylum seeker ARE	17	4.35%
Port Case	Asylum seeker / asylum seeker ARE	2	0.51%
Awaiting first immigration check	Awaiting first immigration status check	27	6.91%
British	British	7	1.79%
Leave to Enter as visitor - NRPF	Leave to Remain (LTR) with NRPF	6	1.53%
Limited leave with NRPF (10 year route)	Leave to Remain (LTR) with NRPF	9	2.30%
Limited leave with NRPF (other)	Leave to Remain (LTR) with NRPF	97	24.81%
DDV Concession	Leave to Remain (LTR) with recourse	5	1.28%
Indefinite Leave	Leave to Remain (LTR) with recourse	12	3.07%
Limited leave with recourse to public funds (10 year route)	Leave to Remain (LTR) with recourse	2	0.51%
Limited leave with recourse to public funds (following COC)	Leave to Remain (LTR) with recourse	2	0.51%
Limited leave with recourse to public funds (other)	Leave to Remain (LTR) with recourse	30	7.67%
Refugee Status	Leave to Remain (LTR) with recourse	2	0.51%
Settled status ILR (EUSS)	Leave to Remain (LTR) with recourse	5	1.28%
Illegal entrant / Deception - did not claim asylum	No current immigraiton permission	12	3.07%
Overstayer / Breach - did not claim asylum	No current immigraiton permission	66	16.88%
Status not confirmed	No current immigraiton permission	31	7.93%
EUSS application submitted after 30 June 2021	Pre-settled / pending EUSS	1	0.26%
EUSS application submitted out of time	Pre-settled / pending EUSS	3	0.77%
EUSS family member permit	Pre-settled / pending EUSS	2	0.51%
Pre-settled status LTR (EUSS)	Pre-settled / pending EUSS	28	7.16%
Total		391	100.00%

Immigration status - all referrals in Q3‡

Immigration Status Groups	Count	Percentage
Leave to Remain (LTR) with NRPF	112	30.77%
No current immigraiton permission	109	29.95%
Leave to Remain (LTR) with recourse	58	15.93%
Asylum seeker / asylum seeker ARE	44	12.09%
Pre-settled / pending EUSS	34	9.34%
British	7	1.92%
Total	364	100.00%

Immigration status - all referrals in Q3‡



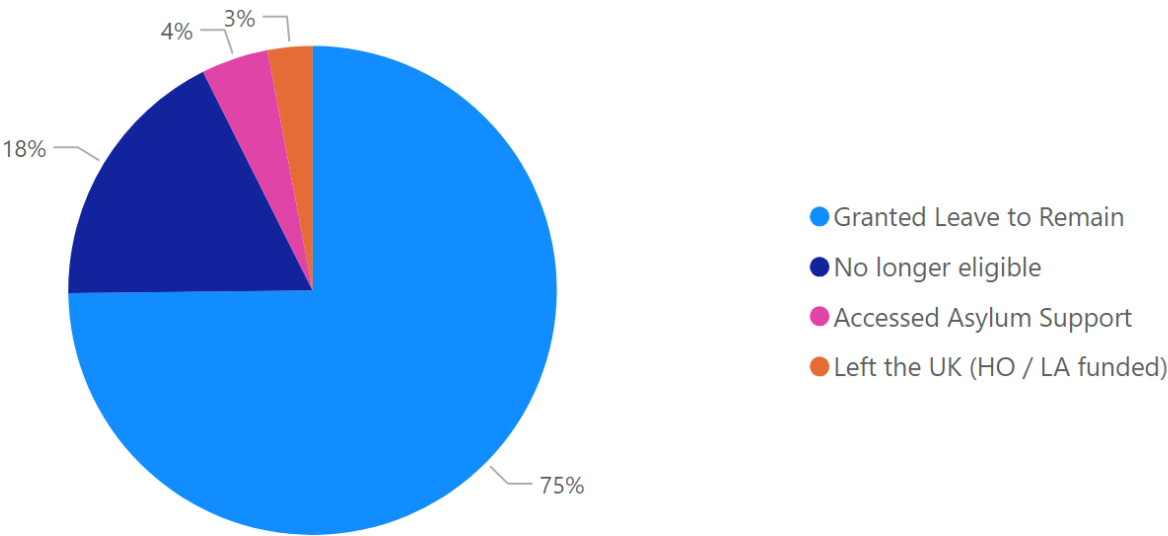
Closure reason - all closures in Q3

Reason for closure	Count	Percentage	Avg days on support
Granted Leave to Remain	101	75%	522
No longer eligible	24	18%	297
Accessed Asylum Support	6	4%	507
Left the UK (HO / LA funded)	4	3%	174
Total	135	100%	471

Onward referral for those no longer eligible

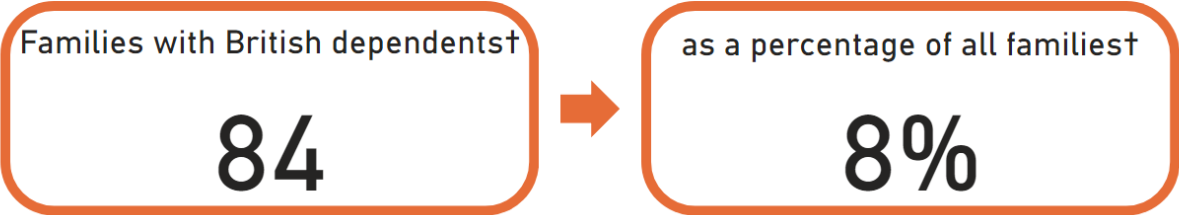
Referral	Count	Percentage
Support accessed through friends / family	15	63%
Employment	5	21%
Referred to borough where ordinary resident	2	8%
Mainstream benefits and housing services	1	4%
Refuge accommodation (not LA funded)	1	4%
Total	24	100%

Closure reason - all closures in Q3

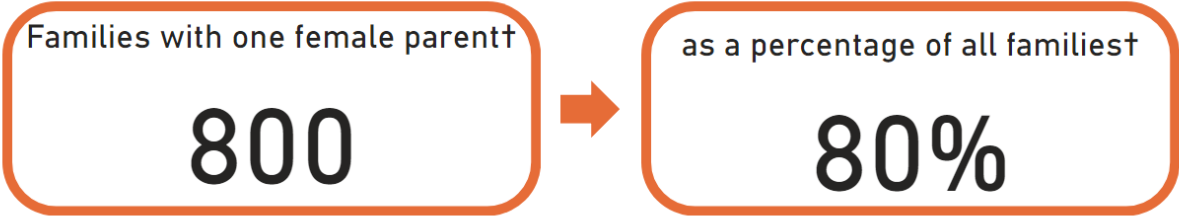
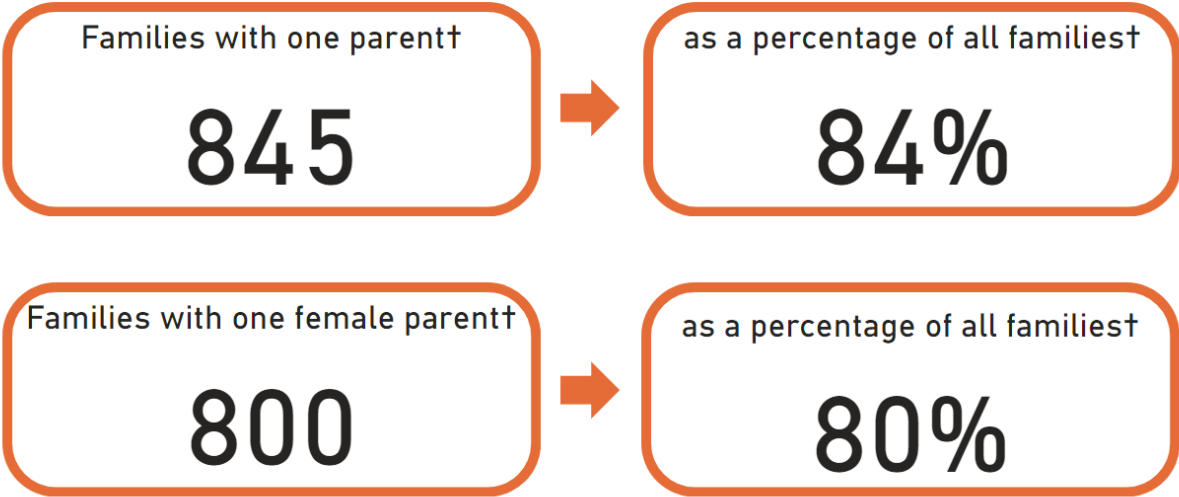


Following requests from our members, we have calculated the following figures:

Families with British Dependents



Single Parent Families



Looked after Children and Care Leavers

Local authorities uploading financial data:

15/30 subscribers

Bromley	Croydon	Ealing
Hackney	Haringey	Havering
Hillingdon	Hounslow	Islington
Lambeth	Lewisham	Newham
Redbridge	Tower Hamlets	Waltham Forest

Referrals and Supported Households

	Q1	Q2	Q3	Q4	Year-to-date
New cases taken on for support	17	18	25		60
New cases	141	81	74		296
Cases closed	114	52	72		238

Open Cases

	Q1	Q2	Q3	Q4	Year-to-date
Open cases	1457	1404	1501		1603
Open cases under age of 18	220	200	316		311
Open cases aged 18-20	547	531	533		582
Open cases aged 21-24	690	673	652		710

Support Costs

	Q1	Q2	Q3	Q4	Year-to-date
Financially supported cases	457	415	409		502
Person-related cost	£466K	£421K	£409K		£1.3M
Property-related cost	£2.36M	£2.29M	£2.14M		£6.8M
Total cost	£2.82M	£2.71M	£2.55M		£8.1M
Average cost per case	£6.2K	£6.52K	£6.23K		£15.9K

Immigration Status of Supported Households - Children and Care Leavers

Greater London
Data Report - Q3 FY 2024/25

Immigration status - open cases in Q3

Immigration Status	Immigration Status Groups	Count	Percentage
Illegal entrant / Deception - claimed asylum	Asylum seeker / asylum seeker ARE	694	48.36%
In Country Asylum Seeker	Asylum seeker / asylum seeker ARE	98	6.83%
Overstayer / Breach - claimed asylum	Asylum seeker / asylum seeker ARE	79	5.51%
Port Case	Asylum seeker / asylum seeker ARE	19	1.32%
Awaiting first immigration check	Awaiting first immigration status check	10	0.70%
British	British	6	0.42%
Leave to Enter as visitor - NRPF	Leave to Remain (LTR) with NRPF	5	0.35%
Limited leave with NRPF (10 year route)	Leave to Remain (LTR) with NRPF	4	0.28%
Limited leave with NRPF (other)	Leave to Remain (LTR) with NRPF	10	0.70%
Discretionary leave - trafficking	Leave to Remain (LTR) with recourse	2	0.14%
Discretionary Leave (DL) - other	Leave to Remain (LTR) with recourse	10	0.70%
Humanitarian Protection	Leave to Remain (LTR) with recourse	17	1.18%
Indefinite Leave	Leave to Remain (LTR) with recourse	15	1.05%
Limited leave with recourse to public funds (10 year route)	Leave to Remain (LTR) with recourse	6	0.42%
Limited leave with recourse to public funds (other)	Leave to Remain (LTR) with recourse	40	2.79%
Refugee Status	Leave to Remain (LTR) with recourse	264	18.40%
Settled status ILR (EUSS)	Leave to Remain (LTR) with recourse	2	0.14%
UASC leave	Leave to Remain (LTR) with recourse	16	1.11%
EEA / family member (resident Dec 20)- unlawfully present	No current immigration permission	2	0.14%
EEA national	No current immigration permission	3	0.21%
EEA national - no record on HO systems	No current immigration permission	1	0.07%
Illegal entrant / Deception - did not claim asylum	No current immigration permission	18	1.25%
No record held by Home Office	No current immigration permission	21	1.46%
Overstayer / Breach - did not claim asylum	No current immigration permission	19	1.32%
Status not confirmed	No current immigration permission	52	3.62%
EUSS application submitted after 30 June 2021	Pre-settled / pending EUSS	1	0.07%
EUSS application submitted out of time	Pre-settled / pending EUSS	1	0.07%
EUSS application submitted pre-30 June 2021	Pre-settled / pending EUSS	6	0.42%
Family member of EEA national	Pre-settled / pending EUSS	3	0.21%
Pre-settled status LTR (EUSS)	Pre-settled / pending EUSS	11	0.77%
Total		1435	100.00%

Summary of immigration status - open cases in Q3‡

Immigration Status Groups	Count	Percentage
Asylum seeker / asylum seeker ARE	890	62.46%
Leave to Remain (LTR) with recourse	372	26.11%
No current immigration permission	116	8.14%
Pre-settled / pending EUSS	22	1.54%
Leave to Remain (LTR) with NRPF	19	1.33%
British	6	0.42%
Total	1425	100.00%

Summary of immigration status - open cases in Q3‡

