



NRPF Connect Data Report Q3 2024/25

East of England

What is the NRPF Connect data report Q3 2024/25?

This data report collates and analyses the data recorded by councils in the East of England region using NRPF Connect in the year up to the end of quarter three of the 2024/25 financial year. It provides a summary of referrals made and the support provided by social care services around the UK for people with no recourse to public funds (NRPF). The data is used to inform policy recommendations.

What is NRPF Connect?

NRPF Connect is the national database and case management tool for councils to record details of households with NRPF that are being provided with accommodation and/or financial support by social services, hosted by the NRPF Network.

What support is recorded on NRPF Connect?

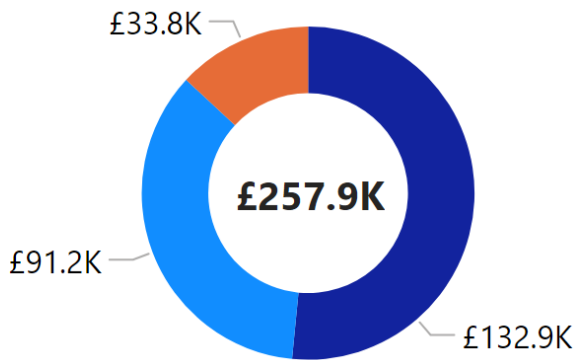
Councils can provide accommodation and financial support to people who are excluded from claiming benefits and mainstream housing assistance when statutory duties are engaged under social care legislation. Local authorities across the UK record the social care services they provide to families, adults with care needs, and care leavers with no recourse to public funds (NRPF). You can read more about NRPF support on the [NRPF Network website](#).

Notes on the data

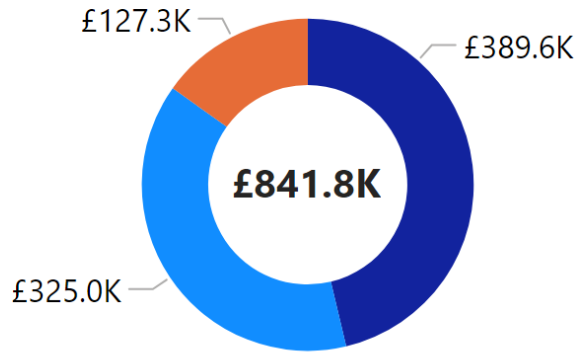
- "Adults" refers to adults with care needs provided with support under S18(1) Care Act 2014, S19(1) Care Act 2014, S12 Social Work (Scotland) Act 1968, P7 Housing Act 1996, S1 Localism Act 2011, or S117 Mental Health Act 1983.
- "Families" refers to families with a child in need with support under S17 Children Act 1989 or S22 Children (Scotland) Act 1995.
- "Children and care leavers" refers to looked after children and young people leaving care supported under Children (Leaving Care) Act 2000, S20 Children Act 1989, S25 Children (Scotland) Act 1995, or S29 & S30 Children (Scotland) Act 1995.
- "Support costs" relate to accommodation and financial support (subsistence) costs only, and do not include staffing or other costs incurred by councils delivering support to NRPF households.
- Data was last downloaded from NRPF Connect on 01/04/2025

Key

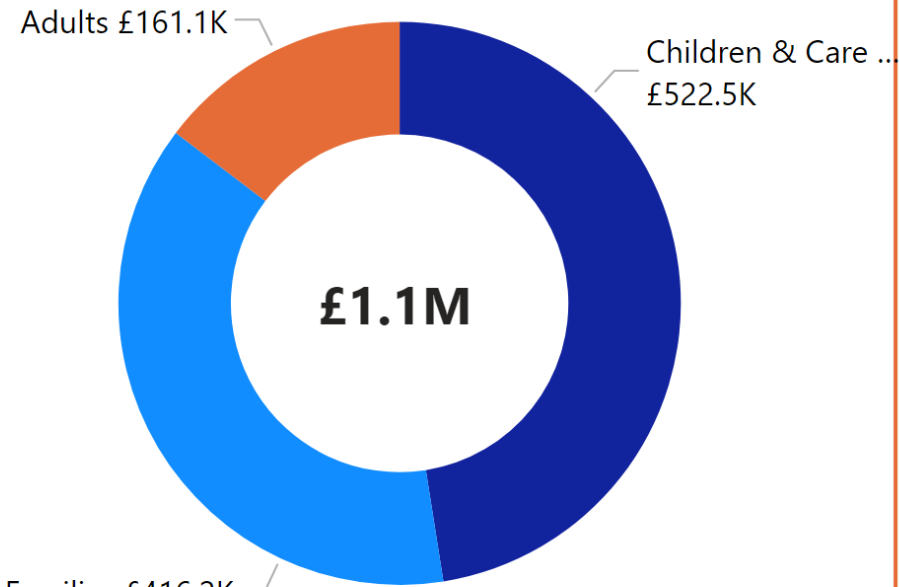
† - Those awaiting a first immigration check have been removed from the summary



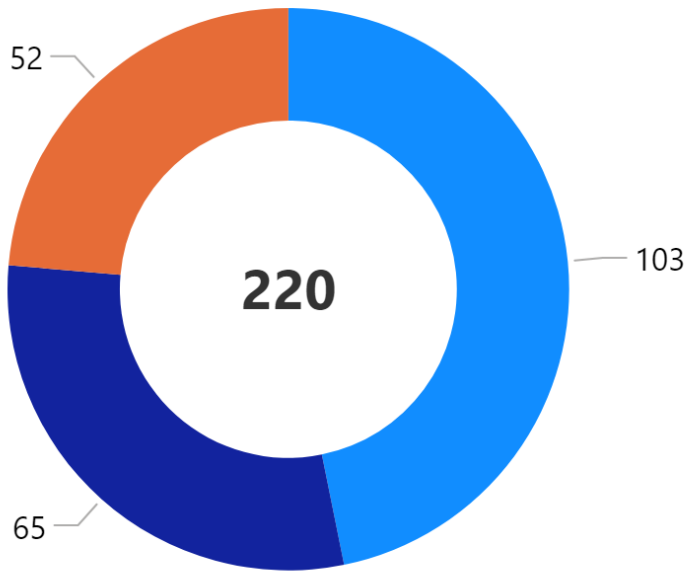
Person Related Costs



Property Related Costs



Total Quarterly Cost



Supported Households

- Families
- Children & Care Leavers
- Adults

8 local authority subscribers

Adults with care and support needs

Local authorities uploading financial data:

4 / 8 subscribers

- Luton
- Norfolk
- Southend on Sea
- Thurrock

Referrals and Supported Households

	Q1	Q2	Q3	Q4	Year-to-date
New referrals	84	35	30		149
New households taken on for support	5	3	1		9
Supported households closed	7	3	5		15

Time on support

	Q1	Q2	Q3	Q4	Year-to-date
Average number of days on support	1K	2K	2K		2K
Households supported for 1000 days	31	31	31		35
1000 day households as % of total	53%	57%	60%		56%

Support Costs

	Q1	Q2	Q3	Q4	Year-to-date
Supported households	58	54	52		62
Dependents of supported households	12	13	14		16
Person-related cost	£31.5K	£32.3K	£33.8K		£97.6K
Property-related cost	£125.1K	£119.0K	£127.3K		£371.4K
Total quarterly cost	£156.7K	£151.3K	£161.1K		£469.0K
Average quarterly cost per household	£2.7K	£2.8K	£3.1K		£7.6K

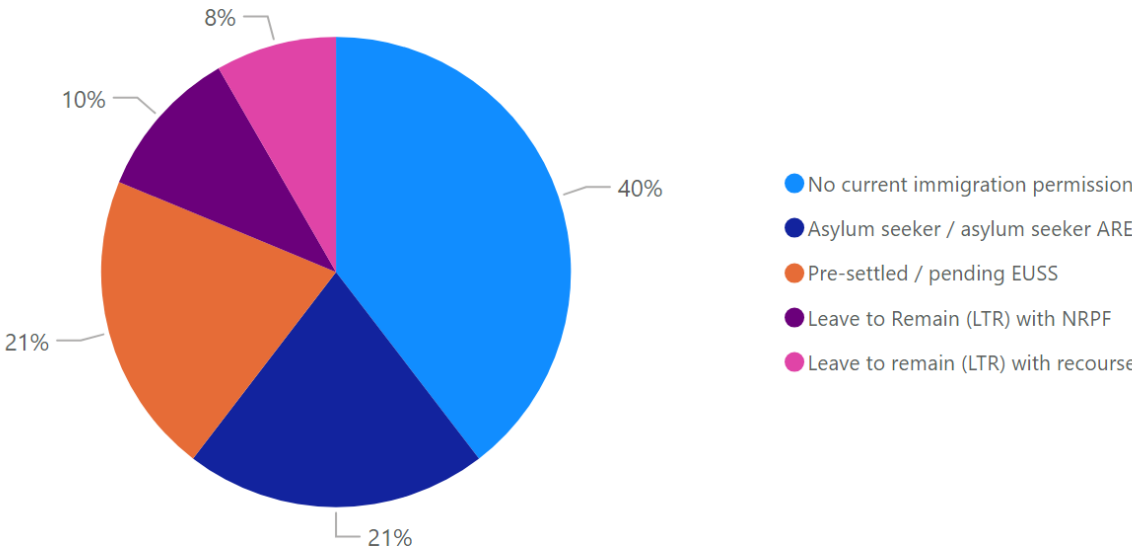
Immigration status - financially supported in Q3

Immigration Status	Immigration Status Group	Count	Percentage
Illegal entrant / Deception - claimed asylum	Asylum seeker / asylum seeker ARE	7	13.46%
Overstayer / Breach - claimed asylum	Asylum seeker / asylum seeker ARE	3	5.77%
Awaiting first immigration check	Awaiting first immigration check	4	7.69%
Leave to Enter as visitor - NRPF	Leave to Remain (LTR) with NRPF	1	1.92%
Limited leave with NRPF (other)	Leave to Remain (LTR) with NRPF	4	7.69%
Discretionary Leave (DL) - other	Leave to remain (LTR) with recourse	1	1.92%
Indefinite Leave	Leave to remain (LTR) with recourse	2	3.85%
Limited leave with recourse to public funds (other)	Leave to remain (LTR) with recourse	1	1.92%
EEA / family member (resident Dec 20)- unlawfully present	No current immigration permission	2	3.85%
EEA national	No current immigration permission	1	1.92%
EEA national - no record on HO systems	No current immigration permission	1	1.92%
Illegal entrant / Deception - did not claim asylum	No current immigration permission	2	3.85%
Overstayer / Breach - did not claim asylum	No current immigration permission	7	13.46%
Status not confirmed	No current immigration permission	6	11.54%
EUSS application submitted in time	Pre-settled / pending EUSS	1	1.92%
EUSS application submitted pre-30 June 2021	Pre-settled / pending EUSS	6	11.54%
Pre-settled status LTR (EUSS)	Pre-settled / pending EUSS	3	5.77%
Total		52	100.00%

Summary of immigration status - supported in Q3‡

Immigration Status Group	Count	Percentage
No current immigration permission	19	39.58%
Asylum seeker / asylum seeker ARE	10	20.83%
Pre-settled / pending EUSS	10	20.83%
Leave to Remain (LTR) with NRPF	5	10.42%
Leave to remain (LTR) with recourse	4	8.33%
Total	48	100.00%

Summary of immigration status - supported in Q3‡



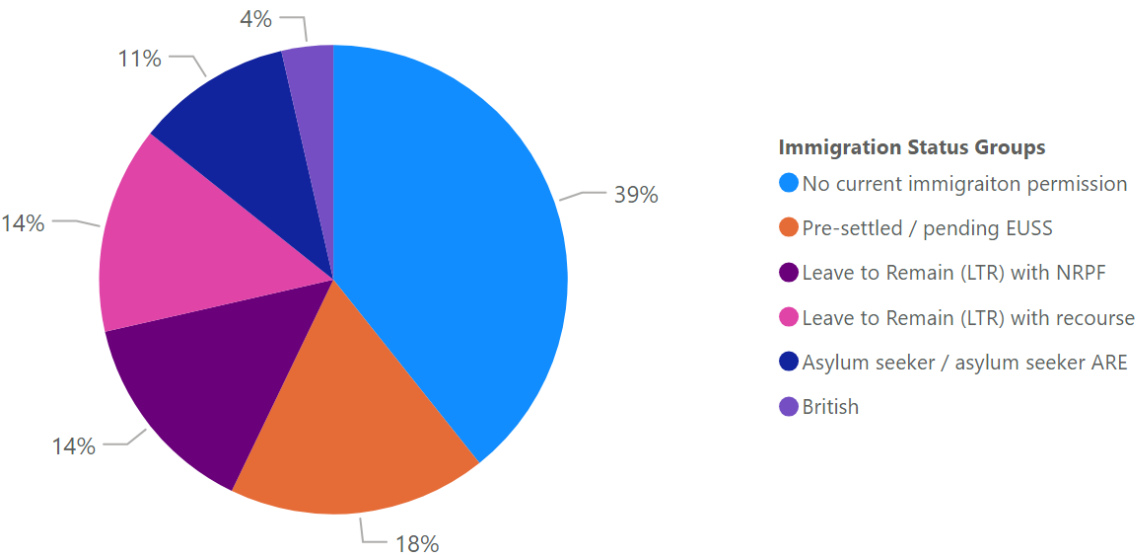
Immigration status - all referrals in Q3

Immigration Status	Immigration Status Groups	Count	Percentage
Illegal entrant / Deception - claimed asylum	Asylum seeker / asylum seeker ARE	1	3.33%
Overstay / Breach - claimed asylum	Asylum seeker / asylum seeker ARE	2	6.67%
Awaiting first immigration check	Awaiting first immigration status check	2	6.67%
British	British	1	3.33%
Limited leave with NRPF (other)	Leave to Remain (LTR) with NRPF	4	13.33%
Indefinite Leave	Leave to Remain (LTR) with recourse	3	10.00%
Limited leave with recourse to public funds (other)	Leave to Remain (LTR) with recourse	1	3.33%
Illegal entrant / Deception - did not claim asylum	No current immigration permission	2	6.67%
Overstay / Breach - did not claim asylum	No current immigration permission	5	16.67%
Status not confirmed	No current immigration permission	4	13.33%
EUSS application submitted in time	Pre-settled / pending EUSS	1	3.33%
EUSS application submitted out of time	Pre-settled / pending EUSS	1	3.33%
Pre-settled status LTR (EUSS)	Pre-settled / pending EUSS	3	10.00%
Total		30	100.00%

Immigration status - all referrals in Q3†

Immigration Status Groups	Count	Percentage
No current immigration permission	11	39.29%
Pre-settled / pending EUSS	5	17.86%
Leave to Remain (LTR) with NRPF	4	14.29%
Leave to Remain (LTR) with recourse	4	14.29%
Asylum seeker / asylum seeker ARE	3	10.71%
British	1	3.57%
Total	28	100.00%

Immigration status - all referrals in Q3†



Case Closure Reasons - Adults with care and support needs

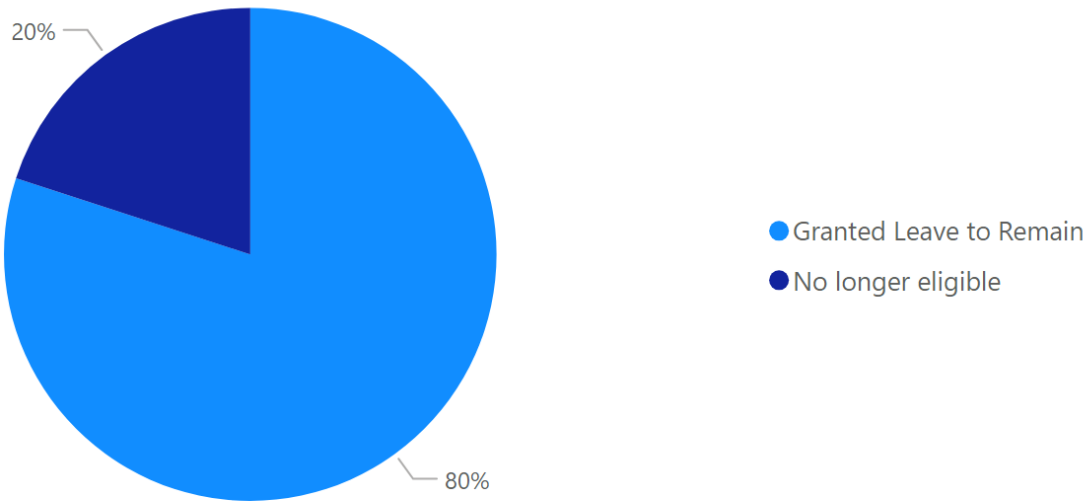
Closure reason - all closures in Q3

Reason for closure	Count	Percentage	Avg days on support
Granted Leave to Remain	4	80%	3517
No longer eligible	1	20%	920
Total	5	100%	2997

Onward referral for those no longer eligible

Referral	Count	Percentage
Support accessed through friends / family	1	100%
Total	1	100%

Closure reason - all closures in Q3



Families with Children in Need

Local authorities uploading financial data:

8 / 8 subscribers

Bedford	Essex	Hertfordshire
Luton	Norfolk	Peterborough
Southend on Sea	Thurrock	

Referrals and Supported Households

	Q1	Q2	Q3	Q4	Year-to-date
New referrals	99	83	101		283
New households taken on for support	24	22	23		69
Supported households closed	24	24	20		68

Time on support

	Q1	Q2	Q3	Q4	Year-to-date
Average number of days on support	487	490	450		441
Households supported for 1000 days	20	20	16		22
1000 day households as % of total	19%	19%	16%		15%

Support Costs

	Q1	Q2	Q3	Q4	Year-to-date
Supported households	106	104	103		151
Dependents of supported households	193	183	182		272
Person-related cost	£77.0K	£83.5K	£91.2K		£251.7K
Property-related cost	£348.6K	£329.6K	£325.0K		£1.0M
Total quarterly cost	£425.6K	£413.1K	£416.2K		£1.3M
Average quarterly cost per household	£4.0K	£4.0K	£4.0K		£8.3K

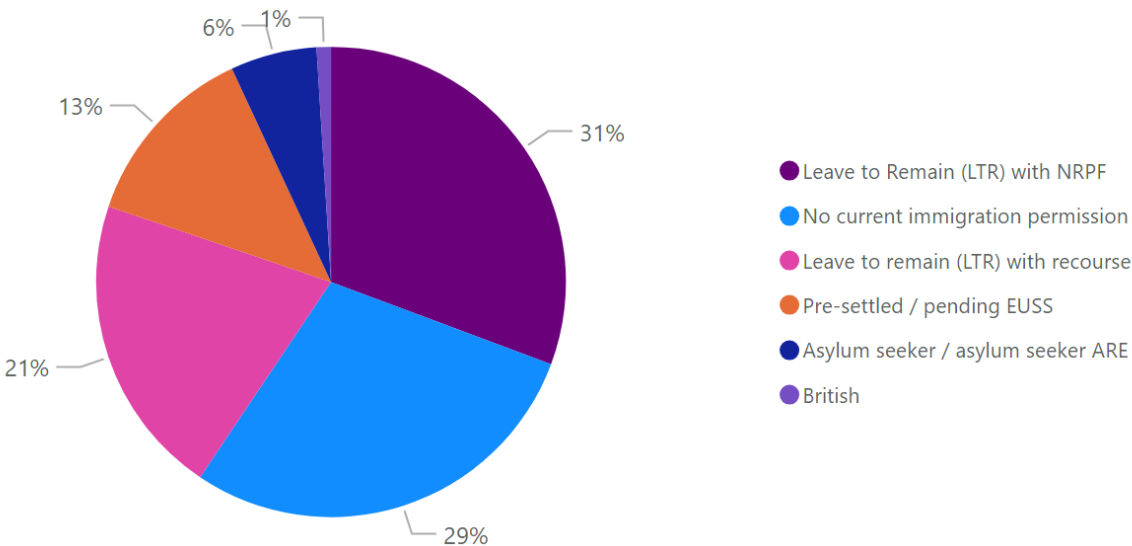
Immigration status - financially supported in Q3

Immigration Status	Immigration Status Group	Count	Percentage
Illegal entrant / Deception - claimed asylum	Asylum seeker / asylum seeker ARE	2	1.94%
In Country Asylum Seeker	Asylum seeker / asylum seeker ARE	1	0.97%
Overstayer / Breach - claimed asylum	Asylum seeker / asylum seeker ARE	3	2.91%
Awaiting first immigration check	Awaiting first immigration check	2	1.94%
British	British	1	0.97%
Leave to Enter as visitor - NRPF	Leave to Remain (LTR) with NRPF	2	1.94%
Limited leave with NRPF (10 year route)	Leave to Remain (LTR) with NRPF	5	4.85%
Limited leave with NRPF (other)	Leave to Remain (LTR) with NRPF	24	23.30%
DDV Concession	Leave to remain (LTR) with recourse	4	3.88%
Indefinite Leave	Leave to remain (LTR) with recourse	1	0.97%
Limited leave with recourse to public funds (10 year route)	Leave to remain (LTR) with recourse	2	1.94%
Limited leave with recourse to public funds (other)	Leave to remain (LTR) with recourse	12	11.65%
Refugee Status	Leave to remain (LTR) with recourse	1	0.97%
Settled status ILR (EUSS)	Leave to remain (LTR) with recourse	1	0.97%
EEA national - no record on HO systems	No current immigration permission	1	0.97%
Illegal entrant / Deception - did not claim asylum	No current immigration permission	3	2.91%
Overstayer / Breach - did not claim asylum	No current immigration permission	20	19.42%
Status not confirmed	No current immigration permission	5	4.85%
EUSS application submitted after 30 June 2021	Pre-settled / pending EUSS	2	1.94%
Pre-settled status LTR (EUSS)	Pre-settled / pending EUSS	11	10.68%
Total		103	100.00%

Summary of immigration status - supported in Q3‡

Immigration Status Group	Count	Percentage
Leave to Remain (LTR) with NRPF	31	30.69%
No current immigration permission	29	28.71%
Leave to remain (LTR) with recourse	21	20.79%
Pre-settled / pending EUSS	13	12.87%
Asylum seeker / asylum seeker ARE	6	5.94%
British	1	0.99%
Total	101	100.00%

Summary of immigration status - supported in Q3‡



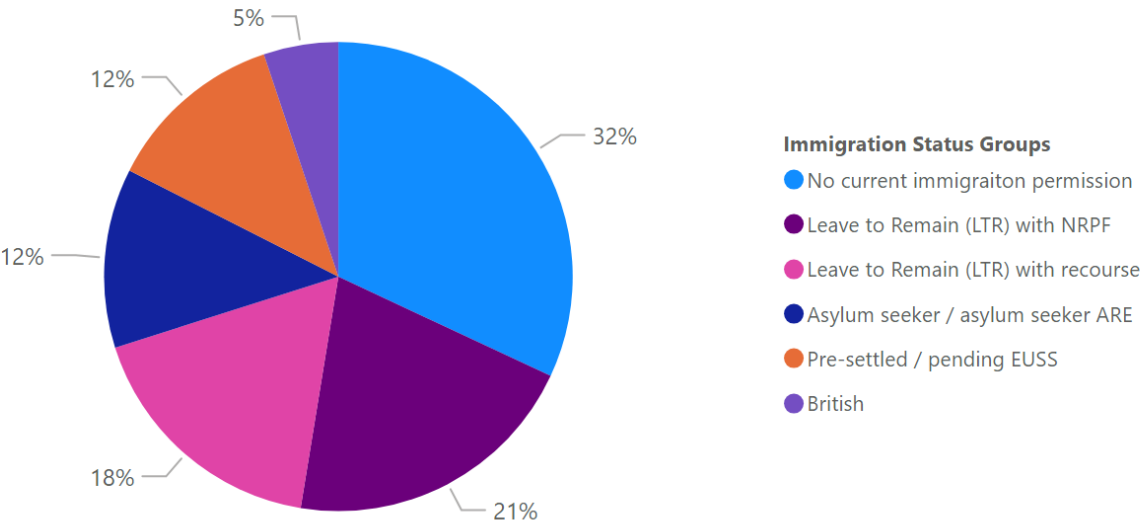
Immigration status - all referrals in Q3

Immigration Status	Immigration Status Groups	Count	Percentage
Illegal entrant / Deception - claimed asylum	Asylum seeker / asylum seeker ARE	7	6.93%
In Country Asylum Seeker	Asylum seeker / asylum seeker ARE	3	2.97%
Overstayer / Breach - claimed asylum	Asylum seeker / asylum seeker ARE	2	1.98%
Awaiting first immigration check	Awaiting first immigration status check	4	3.96%
British	British	5	4.95%
Leave to Enter as visitor - NRPF	Leave to Remain (LTR) with NRPF	1	0.99%
Limited leave with NRPF (10 year route)	Leave to Remain (LTR) with NRPF	4	3.96%
Limited leave with NRPF (other)	Leave to Remain (LTR) with NRPF	15	14.85%
DDV Concession	Leave to Remain (LTR) with recourse	1	0.99%
Indefinite Leave	Leave to Remain (LTR) with recourse	6	5.94%
Limited leave with recourse to public funds (other)	Leave to Remain (LTR) with recourse	7	6.93%
Refugee Status	Leave to Remain (LTR) with recourse	1	0.99%
Settled status ILR (EUSS)	Leave to Remain (LTR) with recourse	2	1.98%
Illegal entrant / Deception - did not claim asylum	No current immigraiton permission	3	2.97%
Overstayer / Breach - did not claim asylum	No current immigraiton permission	16	15.84%
Status not confirmed	No current immigraiton permission	12	11.88%
EUSS application submitted after 30 June 2021	Pre-settled / pending EUSS	1	0.99%
EUSS application submitted in time	Pre-settled / pending EUSS	2	1.98%
Pre-settled status LTR (EUSS)	Pre-settled / pending EUSS	9	8.91%
Total		101	100.00%

Immigration status - all referrals in Q3‡

Immigration Status Groups	Count	Percentage
No current immigraiton permission	31	31.96%
Leave to Remain (LTR) with NRPF	20	20.62%
Leave to Remain (LTR) with recourse	17	17.53%
Asylum seeker / asylum seeker ARE	12	12.37%
Pre-settled / pending EUSS	12	12.37%
British	5	5.15%
Total	97	100.00%

Immigration status - all referrals in Q3‡



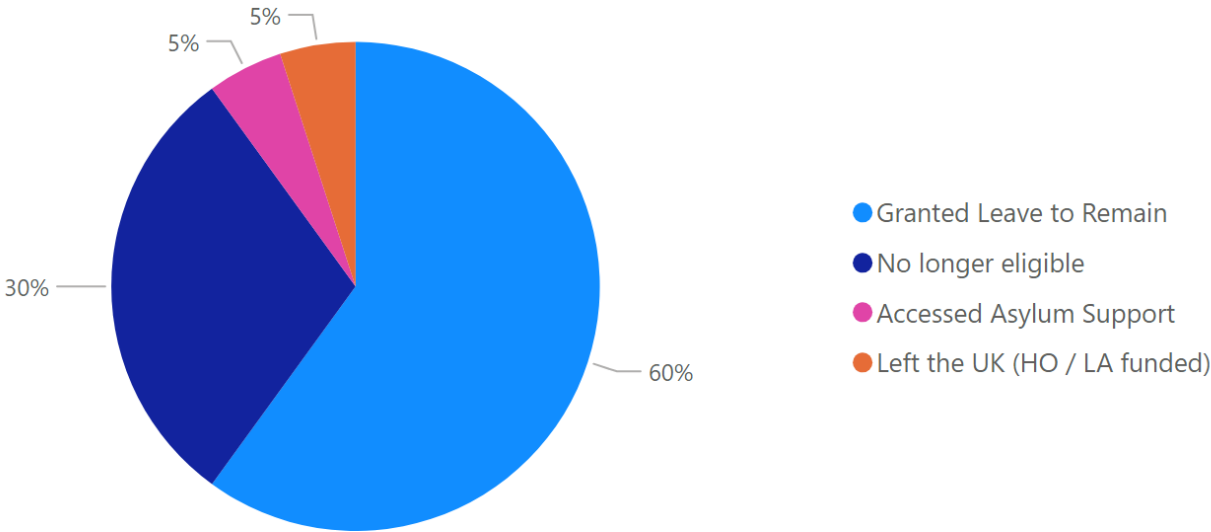
Closure reason - all closures in Q3

Reason for closure	Count	Percentage	Avg days on support
Granted Leave to Remain	12	60%	441
No longer eligible	6	30%	298
Accessed Asylum Support	1	5%	112
Left the UK (HO / LA funded)	1	5%	43
Total	20	100%	362

Onward referral for those no longer eligible

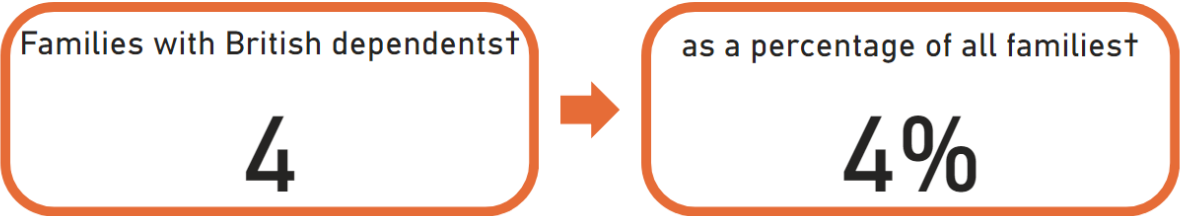
Referral	Count	Percentage
Support accessed through friends / family	3	50%
Employment	1	17%
Mainstream benefits and housing services	1	17%
Referred to borough where ordinary resident	1	17%
Total	6	100%

Closure reason - all closures in Q3

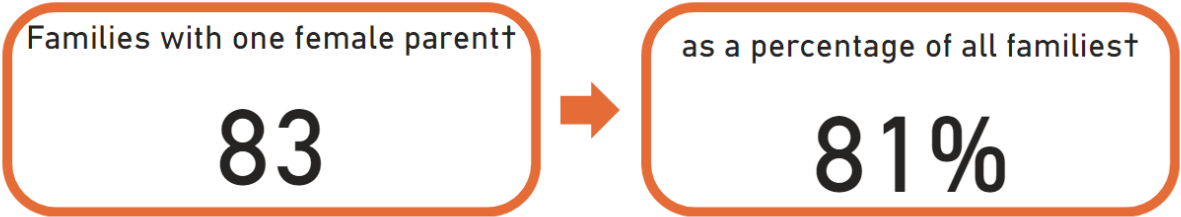
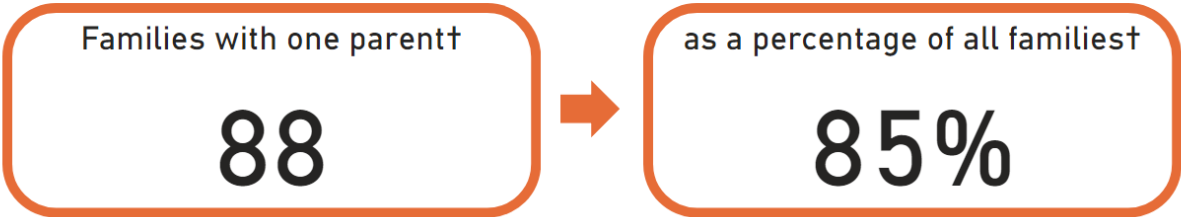


Following requests from our members, we have calculated the following figures:

Families with British Dependents



Single Parent Families



Looked after Children and Care Leavers

Local authorities uploading financial data:

3 / 8 subscribers

Bedford

Norfolk

Peterborough

Referrals and Supported Households

	Q1	Q2	Q3	Q4	Year-to-date
New cases taken on for support	3	(Blank)	(Blank)		3
New cases	11	3	3		17
Cases closed	4	26	4		34

Open Cases

	Q1	Q2	Q3	Q4	Year-to-date
Open cases	318	311	313		324
Open cases under age of 18	71	43	90		73
Open cases aged 18-20	170	175	161		174
Open cases aged 21-24	77	93	62		77

Support Costs

	Q1	Q2	Q3	Q4	Year-to-date
Financially supported cases	55	57	65		68
Person-related cost	£120K	£126K	£133K		£379.4K
Property-related cost	£231.29K	£303.76K	£389.56K		£924.6K
Total cost	£351.73K	£429.86K	£522.47K		£1.3M
Average cost per case	£6.4K	£7.54K	£8.04K		£19.2K

Immigration status - open cases in Q3

Immigration Status	Immigration Status Groups	Count	Percentage
Illegal entrant / Deception - claimed asylum	Asylum seeker / asylum seeker ARE	135	43.69%
In Country Asylum Seeker	Asylum seeker / asylum seeker ARE	41	13.27%
Overstayer / Breach - claimed asylum	Asylum seeker / asylum seeker ARE	5	1.62%
Port Case	Asylum seeker / asylum seeker ARE	15	4.85%
Awaiting first immigration check	Awaiting first immigration status check	2	0.65%
Limited leave with NRPF (other)	Leave to Remain (LTR) with NRPF	3	0.97%
Humanitarian Protection	Leave to Remain (LTR) with recourse	2	0.65%
Limited leave with recourse to public funds (other)	Leave to Remain (LTR) with recourse	9	2.91%
Refugee Status	Leave to Remain (LTR) with recourse	60	19.42%
UASC leave	Leave to Remain (LTR) with recourse	8	2.59%
EEA national	No current immigraiton permission	1	0.32%
EEA national - no record on HO systems	No current immigraiton permission	1	0.32%
Illegal entrant / Deception - did not claim asylum	No current immigraiton permission	9	2.91%
No record held by Home Office	No current immigraiton permission	6	1.94%
Overstayer / Breach - did not claim asylum	No current immigraiton permission	1	0.32%
Status not confirmed	No current immigraiton permission	10	3.24%
Pre-settled status LTR (EUSS)	Pre-settled / pending EUSS	1	0.32%
Total		309	100.00%

Summary of immigration status - open cases in Q3‡

Immigration Status Groups	Count	Percentage
Asylum seeker / asylum seeker ARE	196	63.84%
Leave to Remain (LTR) with recourse	79	25.73%
No current immigraiton permission	28	9.12%
Leave to Remain (LTR) with NRPF	3	0.98%
Pre-settled / pending EUSS	1	0.33%
Total	307	100.00%

Summary of immigration status - open cases in Q3‡

