



NRPF Connect Data Report Q1 2024/25

East Midlands

What is the NRPF Connect data report Q1 2024/25?

This data report collates and analyses the data recorded by councils in the East Midlands region using NRPF Connect in the first quarter of the 2024/25 financial year. It provides a summary of referrals made and the support provided by social care services around the UK for people with no recourse to public funds (NRPF). The data is used to inform policy recommendations.

What is NRPF Connect?

NRPF Connect is the national database and case management tool for councils to record details of households with NRPF that are being provided with accommodation and/or financial support by social services, hosted by the NRPF Network.

What support is recorded on NRPF Connect?

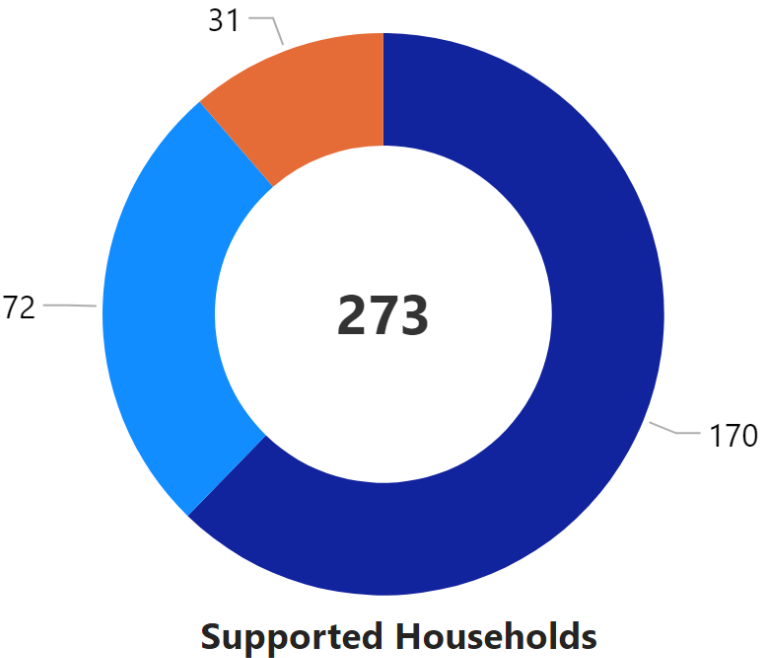
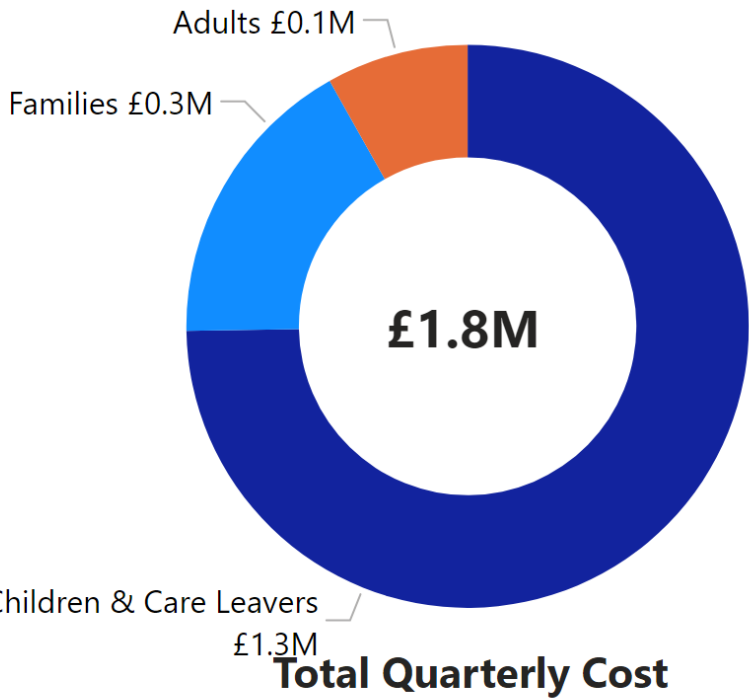
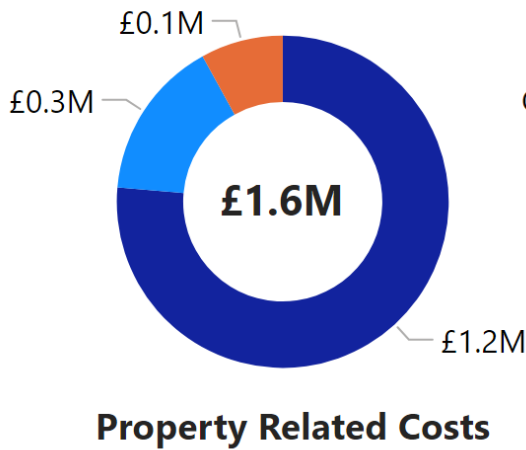
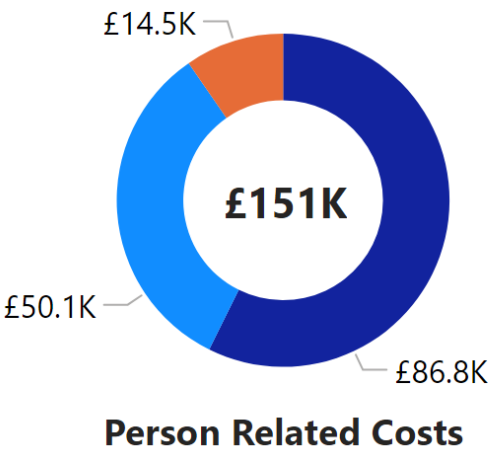
Councils can provide accommodation and financial support to people who are excluded from claiming benefits and mainstream housing assistance when statutory duties are engaged under social care legislation. Local authorities across the UK record the social care services they provide to families, adults with care needs, and care leavers with no recourse to public funds (NRPF). You can read more about NRPF support on the [NRPF Network website](#).

Notes on the data

- “Adults” refers to adults with care needs provided with support under S18(1) Care Act 2014, S19(1) Care Act 2014, S12 Social Work (Scotland) Act 1968, P7 Housing Act 1996, S1 Localism Act 2011, or S117 Mental Health Act 1983.
- “Families” refers to families with a child in need with support under S17 Children Act 1989 or S22 Children (Scotland) Act 1995.
- “Children and care leavers” refers to looked after children and young people leaving care supported under Children (Leaving Care) Act 2000, S20 Children Act 1989, S25 Children (Scotland) Act 1995, or S29 & S30 Children (Scotland) Act 1995.
- “Support costs” relate to accommodation and financial support (subsistence) costs only, and do not include staffing or other costs incurred by councils delivering support to NRPF households.
- Data was last downloaded from NRPF Connect on 22/10/2024

Key

‡ - Those awaiting a first immigration check have been removed from the summary



- Families
- Children & Care Leavers
- Adults

5 local authority subscribers

Adults with care and support needs

Local authorities uploading financial data:

2 / 5 subscribers

Derby

Leicester

Referrals and Supported Households

	Q1	Q2	Q3	Q4
New referrals	15			
New households taken on for support	3			
Supported households closed	4			

Time on support

	Q1	Q2	Q3	Q4
Average number of days on support	1K			
Households supported for 1000 days	9			
1000 day households as % of total	29%			

Support Costs

	Q1	Q2	Q3	Q4
Supported households	31			
Dependents of supported households	2			
Person-related cost	£14.5K			
Property-related cost	£128.8K			
Total quarterly cost	£143.4K			
Average quarterly cost per household	£4.6K			

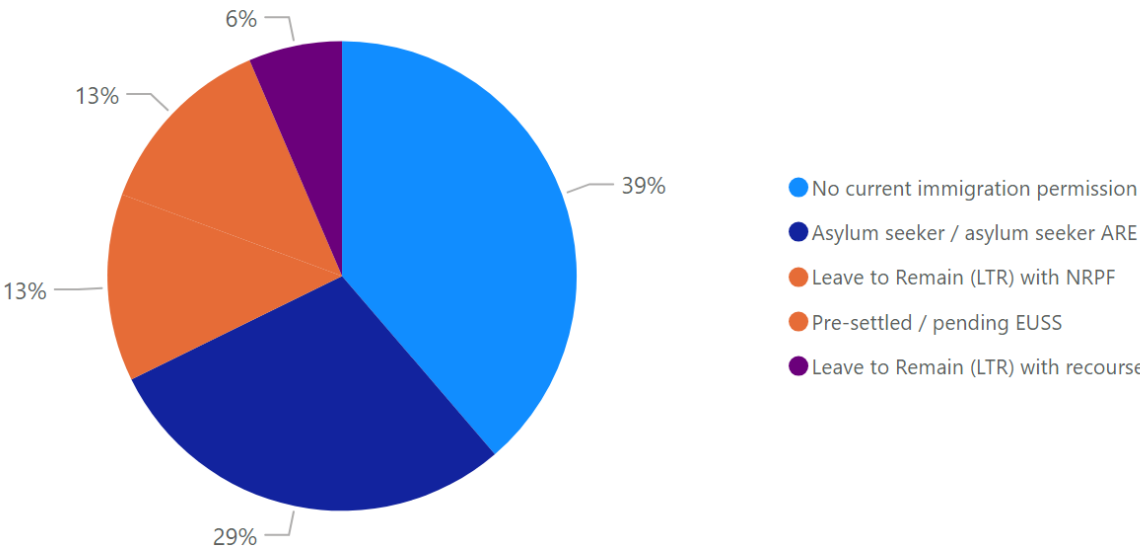
Immigration status - financially supported in Q1

Immigration Status	Immigration Status Groups	Count	Percentage
Illegal entrant / Deception - claimed asylum	Asylum seeker / asylum seeker ARE	1	3.23%
Overstay / Breach - claimed asylum	Asylum seeker / asylum seeker ARE	6	19.35%
Port Case	Asylum seeker / asylum seeker ARE	2	6.45%
Leave to Enter as visitor - NRPF	Leave to Remain (LTR) with NRPF	1	3.23%
Limited leave with NRPF (10 year route)	Leave to Remain (LTR) with NRPF	1	3.23%
Limited leave with NRPF (other)	Leave to Remain (LTR) with NRPF	2	6.45%
Discretionary Leave (DL) - other	Leave to Remain (LTR) with recourse	1	3.23%
Limited leave with recourse to public funds (other)	Leave to Remain (LTR) with recourse	1	3.23%
Illegal entrant / Deception - did not claim asylum	No current immigration permission	2	6.45%
Overstay / Breach - did not claim asylum	No current immigration permission	8	25.81%
Status not confirmed	No current immigration permission	2	6.45%
Pre-settled status LTR (EUSS)	Pre-settled / pending EUSS	4	12.90%
Total		31	100.00%

Summary of immigration status - supported in Q1‡

Immigration Status Groups	Count	Percentage
Asylum seeker / asylum seeker ARE	9	29.03%
Leave to Remain (LTR) with NRPF	4	12.90%
Leave to Remain (LTR) with recourse	2	6.45%
No current immigration permission	12	38.71%
Pre-settled / pending EUSS	4	12.90%
Total	31	100.00%

Summary of immigration status - supported in Q1‡



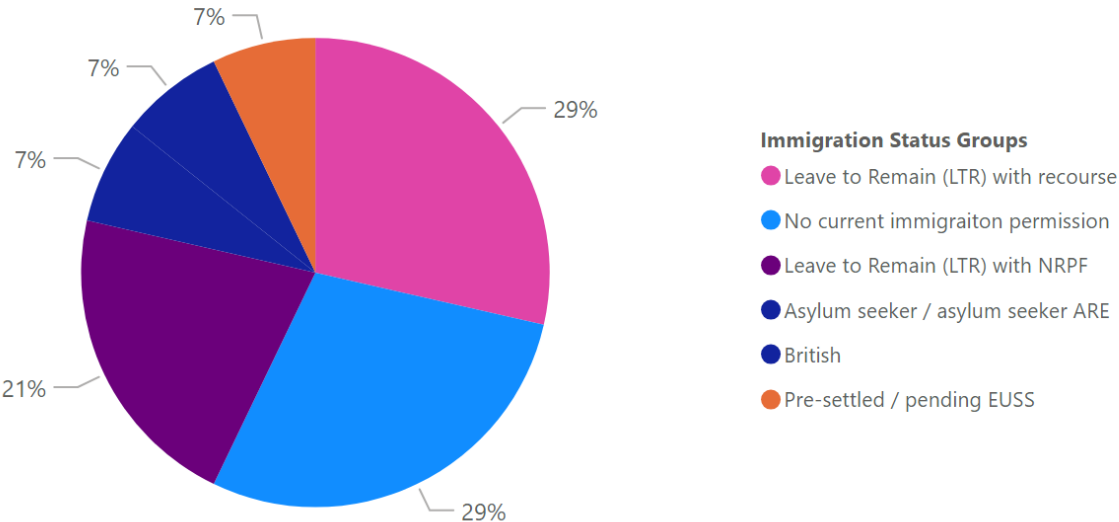
Immigration status - all referrals in Q1

Immigration Status	Immigration Status Groups	Count	Percentage
Illegal entrant / Deception - claimed asylum	Asylum seeker / asylum seeker ARE	1	6.67%
Awaiting first immigration check	Awaiting first immigration status check	1	6.67%
British	British	1	6.67%
Limited leave with NRPF (other)	Leave to Remain (LTR) with NRPF	2	13.33%
Settled status ILR (EUSS)	Leave to Remain (LTR) with NRPF	1	6.67%
Indefinite Leave	Leave to Remain (LTR) with recourse	2	13.33%
Limited leave with recourse to public funds (other)	Leave to Remain (LTR) with recourse	2	13.33%
Overstay / Breach - did not claim asylum	No current immigration permission	2	13.33%
Status not confirmed	No current immigration permission	2	13.33%
Pre-settled status LTR (EUSS)	Pre-settled / pending EUSS	1	6.67%
Total		15	100.00%

Immigration status - all referrals in Q1‡

Immigration Status Groups	Count	Percentage
Leave to Remain (LTR) with recourse	4	28.57%
No current immigration permission	4	28.57%
Leave to Remain (LTR) with NRPF	3	21.43%
Asylum seeker / asylum seeker ARE	1	7.14%
British	1	7.14%
Pre-settled / pending EUSS	1	7.14%
Total	14	100.00%

Immigration status - all referrals in Q1‡



Case Closure Reasons - Adults with care and support needs

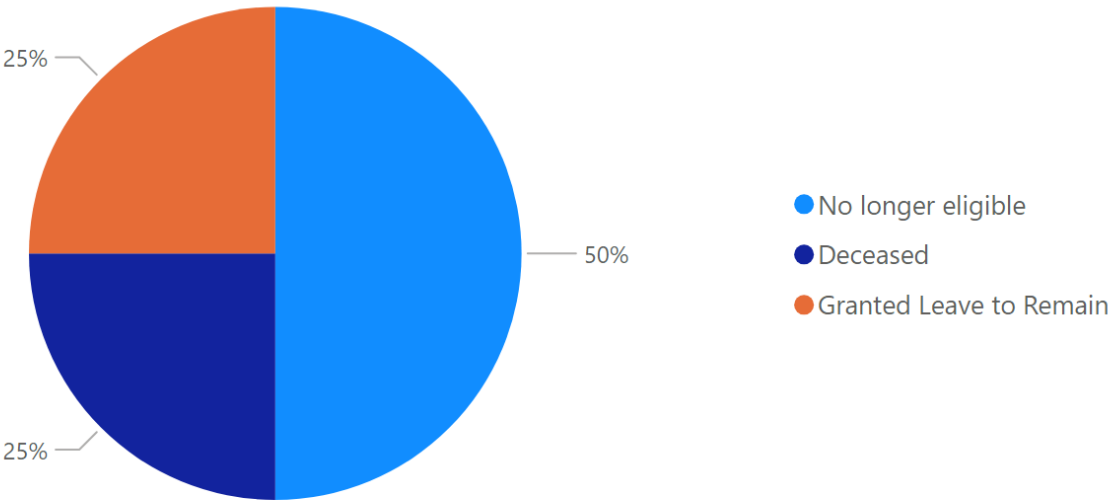
Closure reason - all closures in Q1

Reason for closure	Count	Percentage	Avg days on support
No longer eligible	2	50%	545
Deceased	1	25%	146
Granted Leave to Remain	1	25%	594
Total	4	100%	458

Onward referral for those no longer eligible

Referral	Count	Avg days on support
Mainstream benefits and housing services	1	932
Support accessed through friends / family	1	158
Total	2	545

Closure reason - all closures in Q1



Families with Children in Need

Local authorities uploading financial data:

4 / 5 subscribers

Derby

Leicester

Northamptonshire

Nottinghamshire

Referrals and Supported Households

	Q1	Q2	Q3	Q4
New referrals	64			
New households taken on for support	15			
Supported households closed	9			

Time on support

	Q1	Q2	Q3	Q4
Average number of days on support	327			
Households supported for 1000 days	2			
1000 day households as % of total	3%			

Support Costs

	Q1	Q2	Q3	Q4
Supported households	72			
Dependents of supported households	125			
Person-related cost	£50.1K			
Property-related cost	£250.3K			
Total cost	£300.4K			
Average cost per household	£4.2K			

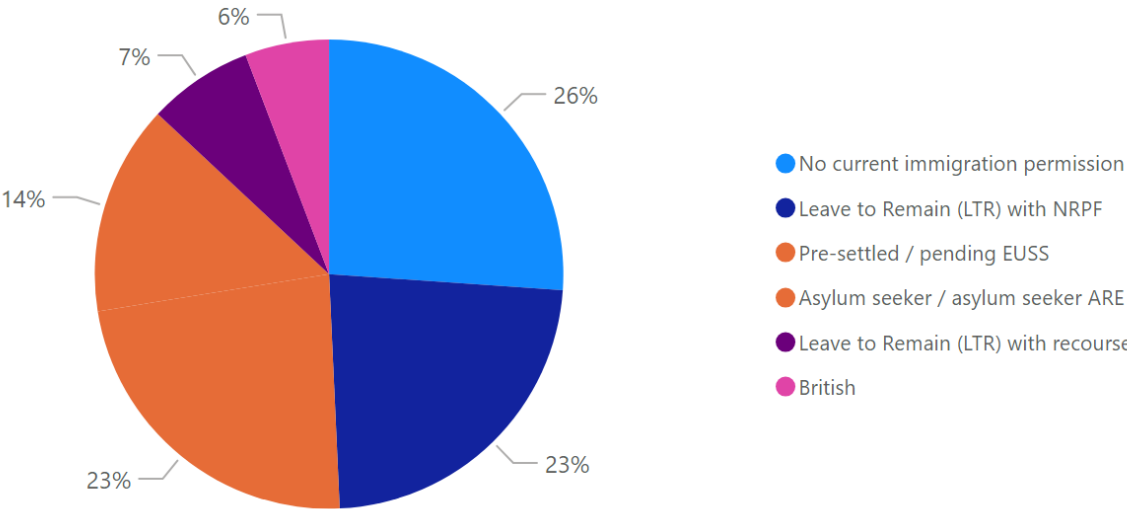
Immigration status - financially supported in Q1

Immigration Status	Immigration Status Groups	Count	Percentage
Illegal entrant / Deception - claimed asylum	Asylum seeker / asylum seeker ARE	4	5.56%
In Country Asylum Seeker	Asylum seeker / asylum seeker ARE	1	1.39%
Overstayer / Breach - claimed asylum	Asylum seeker / asylum seeker ARE	4	5.56%
Port Case	Asylum seeker / asylum seeker ARE	1	1.39%
Awaiting first immigration check	Awaiting first immigration status check	3	4.17%
British	British	4	5.56%
Leave to Enter as visitor - NRPF	Leave to Remain (LTR) with NRPF	2	2.78%
Limited leave with NRPF (10 year route)	Leave to Remain (LTR) with NRPF	3	4.17%
Limited leave with NRPF (other)	Leave to Remain (LTR) with NRPF	11	15.28%
DDV Concession	Leave to Remain (LTR) with recourse	4	5.56%
Limited leave with recourse to public funds (other)	Leave to Remain (LTR) with recourse	1	1.39%
Overstayer / Breach - did not claim asylum	No current immigration permission	15	20.83%
Status not confirmed	No current immigration permission	3	4.17%
EUSS application submitted after 30 June 2021	Pre-settled / pending EUSS	1	1.39%
EUSS application submitted pre-30 June 2021	Pre-settled / pending EUSS	1	1.39%
Pre-settled status LTR (EUSS)	Pre-settled / pending EUSS	14	19.44%
Total		72	100.00%

Summary of immigration status - supported in Q1‡

Immigration Status Groups	Count	Percentage
Asylum seeker / asylum seeker ARE	10	14.49%
British	4	5.80%
Leave to Remain (LTR) with NRPF	16	23.19%
Leave to Remain (LTR) with recourse	5	7.25%
No current immigration permission	18	26.09%
Pre-settled / pending EUSS	16	23.19%
Total	69	100.00%

Summary of immigration status - supported in Q1‡



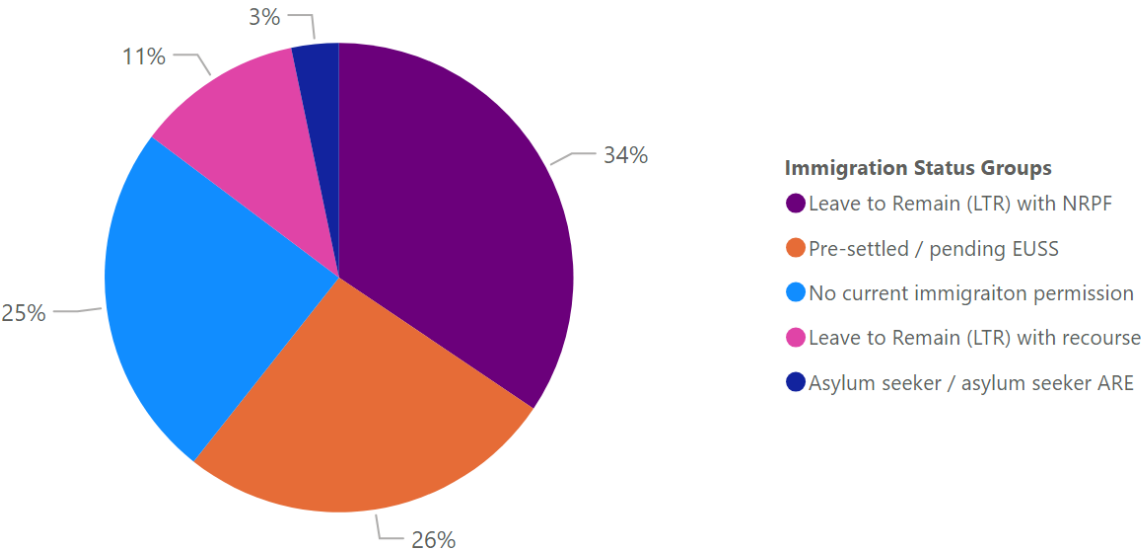
Immigration status - all referrals in Q1

Immigration Status	Immigration Status Groups	Count	Percentage
Illegal entrant / Deception - claimed asylum	Asylum seeker / asylum seeker ARE	2	3.13%
Awaiting first immigration check	Awaiting first immigration status check	3	4.69%
Leave to Enter as visitor - NRPF	Leave to Remain (LTR) with NRPF	1	1.56%
Limited leave with NRPF (10 year route)	Leave to Remain (LTR) with NRPF	1	1.56%
Limited leave with NRPF (other)	Leave to Remain (LTR) with NRPF	18	28.13%
Settled status ILR (EUSS)	Leave to Remain (LTR) with NRPF	1	1.56%
DDV Concession	Leave to Remain (LTR) with recourse	3	4.69%
Indefinite Leave	Leave to Remain (LTR) with recourse	3	4.69%
Limited leave with recourse to public funds (10 year route)	Leave to Remain (LTR) with recourse	1	1.56%
Overstayer / Breach - did not claim asylum	No current immigraiton permission	7	10.94%
Status not confirmed	No current immigraiton permission	8	12.50%
EUSS application submitted in time	Pre-settled / pending EUSS	1	1.56%
EUSS application submitted out of time	Pre-settled / pending EUSS	1	1.56%
EUSS family member permit	Pre-settled / pending EUSS	2	3.13%
Pre-settled status LTR (EUSS)	Pre-settled / pending EUSS	12	18.75%
Total		64	100.00%

Immigration status - all referrals in Q1‡

Immigration Status Groups	Count	Percentage
Leave to Remain (LTR) with NRPF	21	34.43%
Pre-settled / pending EUSS	16	26.23%
No current immigraiton permission	15	24.59%
Leave to Remain (LTR) with recourse	7	11.48%
Asylum seeker / asylum seeker ARE	2	3.28%
Total	61	100.00%

Immigration status - all referrals in Q1‡



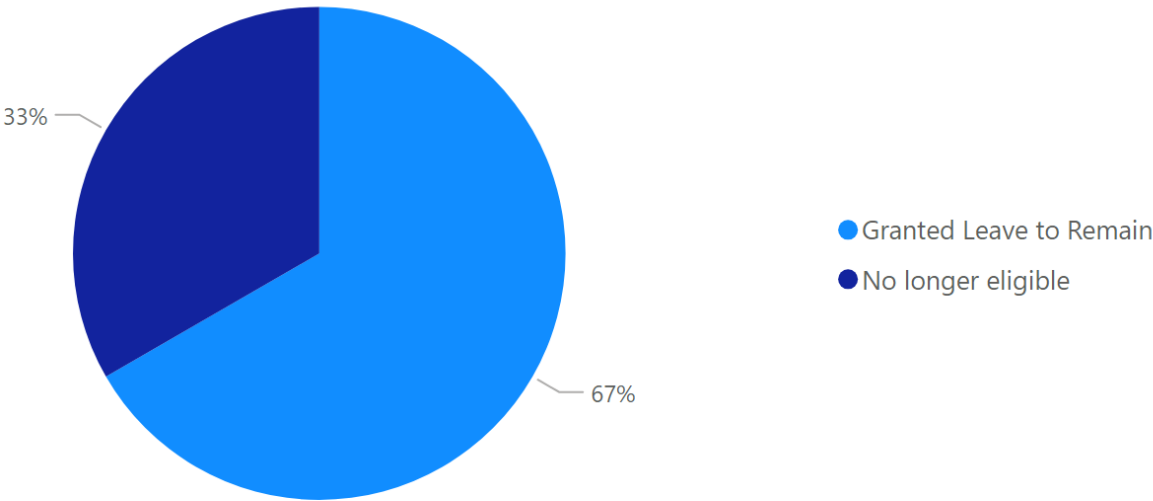
Closure reason - all closures in Q1

Reason for closure	Count	Percentage	Avg days on support
Granted Leave to Remain	6	67%	321
No longer eligible	3	33%	155
Total	9	100%	266

Onward referral for those no longer eligible

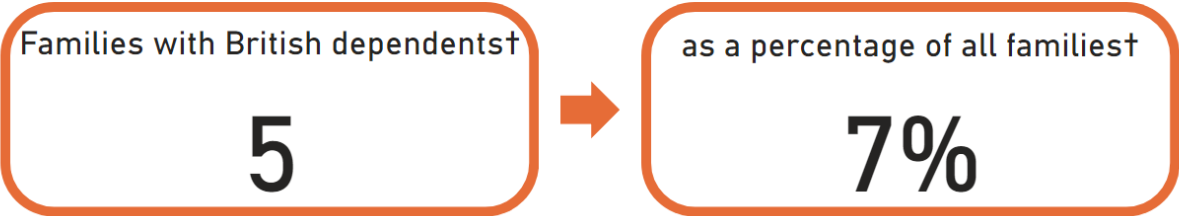
Referral	Count	Avg days on support
Mainstream benefits and housing services	3	155
Total	3	155

Closure reason - all closures in Q1

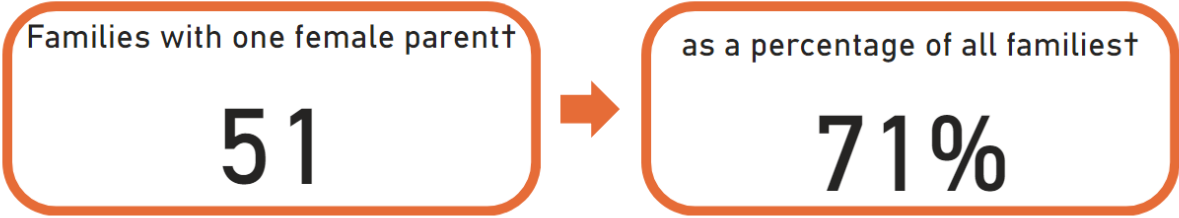
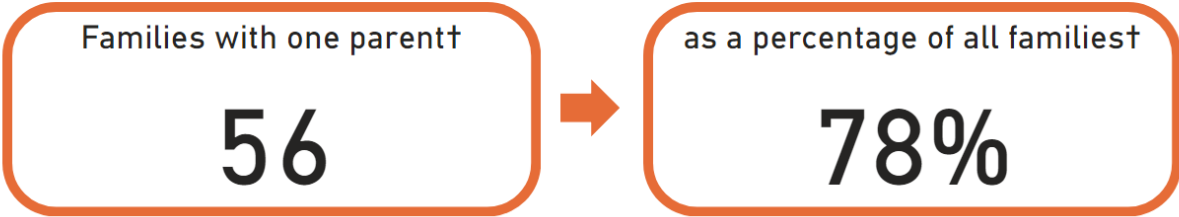


Following requests from our members, we have calculated the following figures:

Families with British Dependents



Single Parent Families



Looked after Children and Care Leavers

Local authorities uploading financial data:

3 / 5 subscribers

Leicester

Northamptonshire

Nottinghamshire

Referrals and Supported Households

	Q1	Q2	Q3	Q4
New cases taken on for support	15			
New cases	31			
Cases closed	3			

Open Cases

	Q1	Q2	Q3	Q4
Open cases	500			
Open cases under age of 18	161			
Open cases aged 18-20	236			
Open cases aged 21-24	103			

Support Costs

	Q1	Q2	Q3	Q4
Financially supported cases	168			
Person-related cost	£85K			
Property-related cost	£1.21M			
Total cost	£1.3M			
Average cost per case	£7.74K			

Immigration Status of Supported Households - Children and Care Leavers

East Midlands
Data Report - Q1 FY 2024/25

Immigration status - open cases in Q1

Immigration Status	Immigration Status Groups	Count	Percentage
Awaiting first immigration check	Awaiting first immigration status check	7	1.40%
EEA national	No current immigraiton permission	1	0.20%
EUSS application submitted pre-30 June 2021	Pre-settled / pending EUSS	2	0.40%
Family member of EEA national	No current immigraiton permission	1	0.20%
Humanitarian Protection	Leave to Remain (LTR) with recourse	4	0.80%
Illegal entrant / Deception - claimed asylum	Asylum seeker / asylum seeker ARE	263	52.60%
Illegal entrant / Deception - did not claim asylum	No current immigraiton permission	26	5.20%
In Country Asylum Seeker	Asylum seeker / asylum seeker ARE	27	5.40%
Indefinite Leave	Leave to Remain (LTR) with recourse	5	1.00%
Leave to Enter as visitor - NRPF	Leave to Remain (LTR) with NRPF	1	0.20%
Limited leave with NRPF (10 year route)	Leave to Remain (LTR) with NRPF	1	0.20%
Limited leave with NRPF (other)	Leave to Remain (LTR) with NRPF	1	0.20%
Limited leave with recourse to public funds (other)	Leave to Remain (LTR) with recourse	7	1.40%
No record held by Home Office	No current immigraiton permission	11	2.20%
Overstay / Breach - claimed asylum	Asylum seeker / asylum seeker ARE	11	2.20%
Overstay / Breach - did not claim asylum	No current immigraiton permission	5	1.00%
Port Case	Asylum seeker / asylum seeker ARE	17	3.40%
Pre-settled status LTR (EUSS)	Pre-settled / pending EUSS	1	0.20%
Refugee Status	Leave to Remain (LTR) with recourse	45	9.00%
Settled status ILR (EUSS)	Leave to Remain (LTR) with NRPF	2	0.40%
Status not confirmed	No current immigraiton permission	58	11.60%
UASC leave	Leave to Remain (LTR) with recourse	4	0.80%
Total		500	100.00%

Summary of immigration status - open cases in Q1‡

Immigration Status Groups	Count	Percentage
Asylum seeker / asylum seeker ARE	318	64.50%
No current immigraiton permission	102	20.69%
Leave to Remain (LTR) with recourse	65	13.18%
Leave to Remain (LTR) with NRPF	5	1.01%
Pre-settled / pending EUSS	3	0.61%
Total	493	100.00%

Summary of immigration status - open cases in Q1‡

