



NRPF Connect Data Report 2023/24

Greater London

What is the NRPF Connect data report 2023/24?

This data report collates and analyses the data recorded by councils in Greater London using NRPF Connect in the 2023/24 financial year. It provides a snapshot of referrals made and the support provided by social care services around the UK for people with no recourse to public funds (NRPF). The data is used to inform policy recommendations.

What is NRPF Connect?

NRPF Connect is the national database and case management tool for councils to record details of households with NRPF that are being provided with accommodation and/or financial support by social services, hosted by the NRPF Network.

What support is recorded on NRPF Connect?

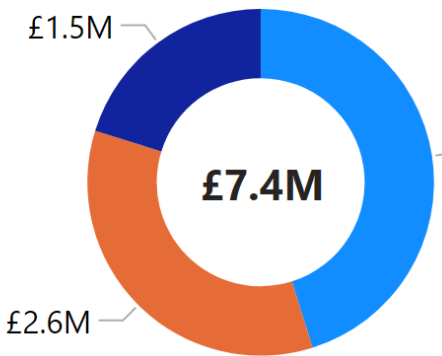
Councils can provide accommodation and financial support to people who are excluded from claiming benefits and mainstream housing assistance when statutory duties are engaged under social care legislation. Local authorities across the UK record the social care services they provide to families, adults with care needs, and care leavers with no recourse to public funds (NRPF). You can read more about NRPF support on the [NRPF Network website](#).

Notes on the data

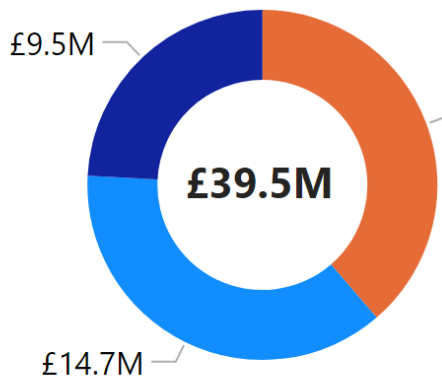
- “Adults” refers to adults with care needs provided with support under S18(1) Care Act 2014, S19(1) Care Act 2014, S12 Social Work (Scotland) Act 1968, P7 Housing Act 1996, S1 Localism Act 2011, or S117 Mental Health Act 1983.
- “Families” refers to families with a child in need with support under S17 Children Act 1989 or S22 Children (Scotland) Act 1995.
- “Children and care leavers” refers to looked after children and young people leaving care supported under Children (Leaving Care) Act 2000, S20 Children Act 1989, S25 Children (Scotland) Act 1995, or S29 & S30 Children (Scotland) Act 1995.
- “Support costs” relate to accommodation and financial support (subsistence) costs only, and do not include staffing or other costs incurred by councils delivering support to NRPF households.
- Data was last downloaded from NRPF Connect on 29/07/2024

Key

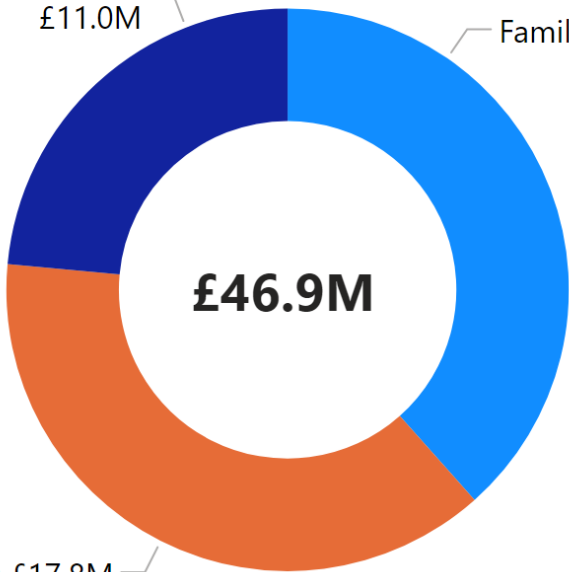
- * - Weekly cost at end of quarter/year x 52
- † - For supported cases open at end of quarter/year
- ‡ - Those awaiting a first immigration check have been removed from the summary



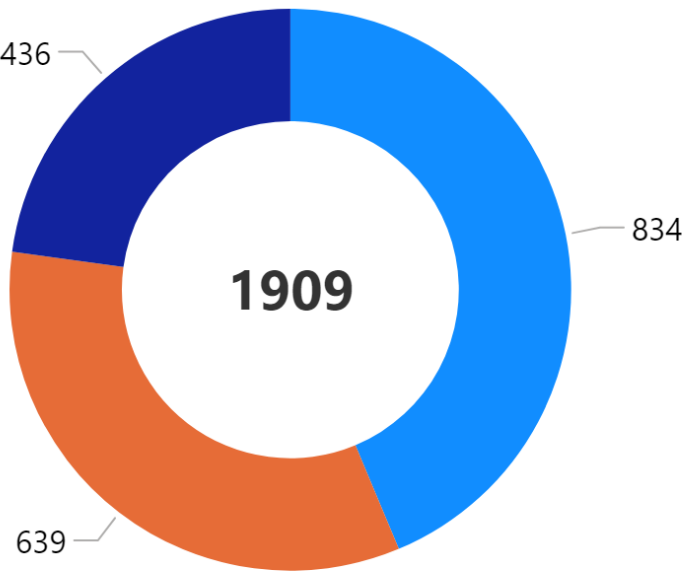
Person Related Costs



Property Related Costs



Total Annual Cost*



Supported Households†

- Families
- Children & Care Leavers
- Adults

30 local authority subscribers

Adults with care and support needs

Local authorities uploading financial data:

25/30 subscribers

Barking and Dage...	Barnet	Bexley
Camden	Croydon	Ealing
Enfield	Greenwich	Hackney
Hammersmith and...	Haringey	Havering
Hillingdon	Hounslow	Islington
Kensington and C...	Lambeth	Lewisham
Merton	Newham	Redbridge
Southwark	Tower Hamlets	Wandsworth
Westminster		

Referrals and Supported Households

	Q1	Q2	Q3	Q4	Total
New referrals	344	305	339	374	1362
New households taken on for support	96	64	40	46	246
Supported households closed	89	83	56	54	282

Time on support

	Q1	Q2	Q3	Q4
Average number of days on support†	848	890	936	975
Households supported for 1000 days†	179	186	204	215
1000 day households as % of total†	26%	28%	32%	34%

Support Costs

	Q1	Q2	Q3	Q4
Supported households†	680	661	645	639
Dependents of supported households†	83	79	70	61
Annual person-related cost†*	£2.5M	£2.6M	£2.6M	£2.6M
Annual property-related cost†*	£16.8M	£16.3M	£15.1M	£15.3M
Total annual cost†*	£19.3M	£18.9M	£17.6M	£17.8M
Average annual cost per household†*	£29.7K	£28.6K	£27.3K	£27.9K

Immigration Status of Supported Households - Adults with care and support needs

Greater London

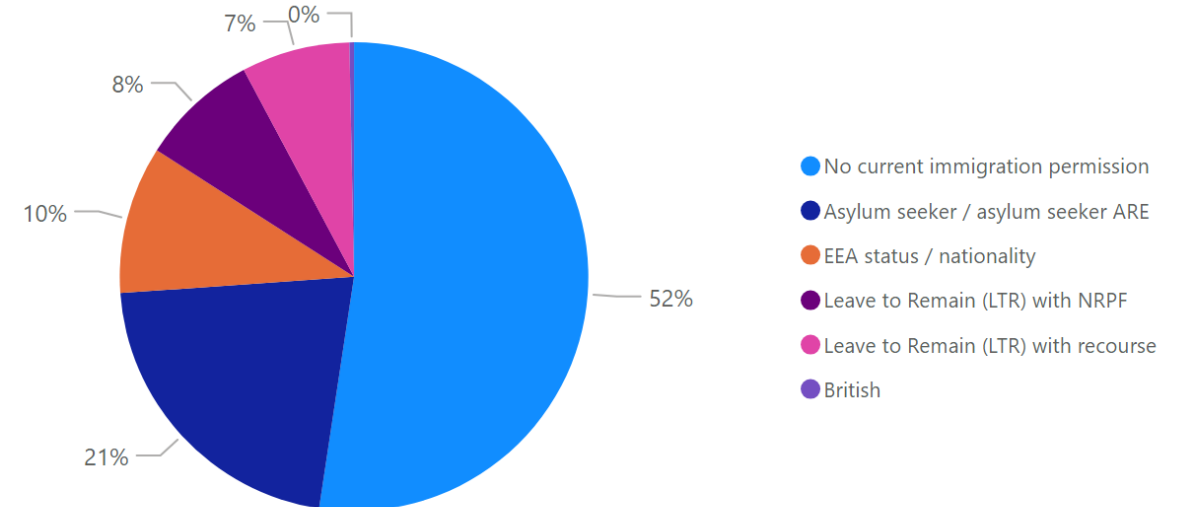
Immigration status - financially supported as end Q4

Immigration Status	Immigration Status Groups	Count	Percentage
Illegal entrant / Deception - claimed asylum	Asylum seeker / asylum seeker ARE	51	8.01%
In Country Asylum Seeker	Asylum seeker / asylum seeker ARE	9	1.41%
Overstayer / Breach - claimed asylum	Asylum seeker / asylum seeker ARE	67	10.52%
Port Case	Asylum seeker / asylum seeker ARE	8	1.26%
Awaiting first immigration check	Awaiting first immigration status check	9	1.41%
British	British	2	0.31%
EEA / family member (resident Dec 20)- unlawfully present	EEA status / nationality	9	1.41%
EEA national - no record on HO systems	EEA status / nationality	2	0.31%
EEA National / Dependant	EEA status / nationality	1	0.16%
EUSS application submitted after 30 June 2021	EEA status / nationality	2	0.31%
EUSS application submitted in time	EEA status / nationality	1	0.16%
EUSS application submitted out of time	EEA status / nationality	1	0.16%
EUSS application submitted pre-30 June 2021	EEA status / nationality	6	0.94%
Pre-settled status LTR (EUSS)	EEA status / nationality	36	5.65%
Settled status ILR (EUSS)	EEA status / nationality	6	0.94%
Hong Kong BN(O) Visa	Leave to Remain (LTR) with NRPF	1	0.16%
Leave to Enter as visitor - NRPF	Leave to Remain (LTR) with NRPF	11	1.73%
Limited leave with NRPF (10 year route)	Leave to Remain (LTR) with NRPF	10	1.57%
Limited leave with NRPF (other)	Leave to Remain (LTR) with NRPF	29	4.55%
DDV Concession	Leave to Remain (LTR) with recourse	1	0.16%
Discretionary Leave (DL) - other	Leave to Remain (LTR) with recourse	4	0.63%
Humanitarian Protection	Leave to Remain (LTR) with recourse	1	0.16%
Indefinite Leave	Leave to Remain (LTR) with recourse	4	0.63%
Limited leave with recourse to public funds (10 year route)	Leave to Remain (LTR) with recourse	22	3.45%
Limited leave with recourse to public funds (following COC)	Leave to Remain (LTR) with recourse	3	0.47%
Limited leave with recourse to public funds (other)	Leave to Remain (LTR) with recourse	7	1.10%
Refugee Status	Leave to Remain (LTR) with recourse	5	0.78%
Illegal entrant / Deception - did not claim asylum	No current immigration permission	42	6.59%
No record held by Home Office	No current immigration permission	6	0.94%
Overstayer / Breach - did not claim asylum	No current immigration permission	210	32.97%
Status not confirmed	No current immigration permission	71	11.15%
Total		637	100.00%

Summary of immigration status - supported as end Q4‡

Immigration Status Groups	Count	Percentage
Asylum seeker / asylum seeker ARE	135	21.50%
British	2	0.32%
EEA status / nationality	64	10.19%
Leave to Remain (LTR) with NRPF	51	8.12%
Leave to Remain (LTR) with recourse	47	7.48%
No current immigration permission	329	52.39%
Total	628	100.00%

Summary of immigration status - supported as end Q4‡



Immigration Status of Referred Households - Adults with care and support needs

Greater London

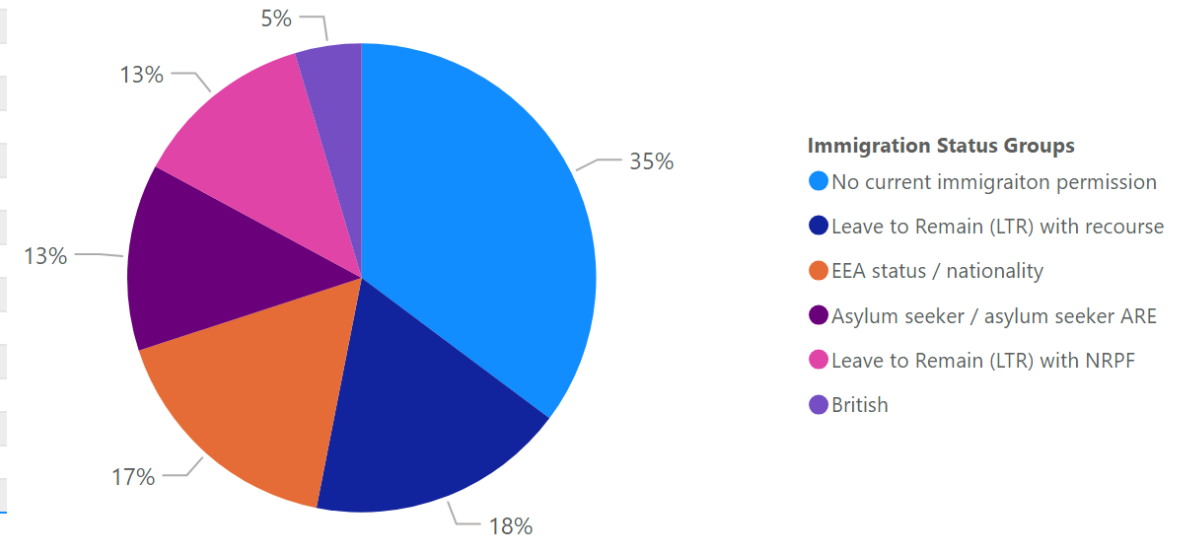
Immigration status - all referrals for the year

Immigration Status	Immigration Status Groups	Count	Percentage
Illegal entrant / Deception - claimed asylum	Asylum seeker / asylum seeker ARE	67	4.92%
In Country Asylum Seeker	Asylum seeker / asylum seeker ARE	23	1.69%
Overstayer / Breach - claimed asylum	Asylum seeker / asylum seeker ARE	64	4.70%
Port Case	Asylum seeker / asylum seeker ARE	17	1.25%
Awaiting first immigration check	Awaiting first immigration status check	36	2.64%
British	British	61	4.48%
EEA / family member (resident Dec 20)- unlawfully present	EEA status / nationality	12	0.88%
EEA family permit	EEA status / nationality	2	0.15%
EEA national	EEA status / nationality	1	0.07%
EUSS application submitted after 30 June 2021	EEA status / nationality	13	0.95%
EUSS application submitted in time	EEA status / nationality	3	0.22%
EUSS application submitted out of time	EEA status / nationality	1	0.07%
EUSS application submitted pre-30 June 2021	EEA status / nationality	4	0.29%
Pre-settled status LTR (EUSS)	EEA status / nationality	109	8.00%
Settled status ILR (EUSS)	EEA status / nationality	79	5.80%
Hong Kong BN(O) Visa	Leave to Remain (LTR) with NRPF	2	0.15%
Leave to Enter as visitor - NRPF	Leave to Remain (LTR) with NRPF	23	1.69%
Limited leave with NRPF (10 year route)	Leave to Remain (LTR) with NRPF	45	3.30%
Limited leave with NRPF (other)	Leave to Remain (LTR) with NRPF	96	7.05%
DDV Concession	Leave to Remain (LTR) with recourse	11	0.81%
Discretionary Leave (DL) - other	Leave to Remain (LTR) with recourse	3	0.22%
Humanitarian Protection	Leave to Remain (LTR) with recourse	4	0.29%
Indefinite Leave	Leave to Remain (LTR) with recourse	72	5.29%
Limited leave with recourse to public funds (10 year route)	Leave to Remain (LTR) with recourse	49	3.60%
Limited leave with recourse to public funds (following COC)	Leave to Remain (LTR) with recourse	18	1.32%
Limited leave with recourse to public funds (other)	Leave to Remain (LTR) with recourse	44	3.23%
Refugee Status	Leave to Remain (LTR) with recourse	36	2.64%
Illegal entrant / Deception - did not claim asylum	No current immigration permission	36	2.64%
Overstayer / Breach - did not claim asylum	No current immigration permission	217	15.93%
Status not confirmed	No current immigration permission	214	15.71%
Total		1362	100.00%

Immigration status - all referrals for the year†

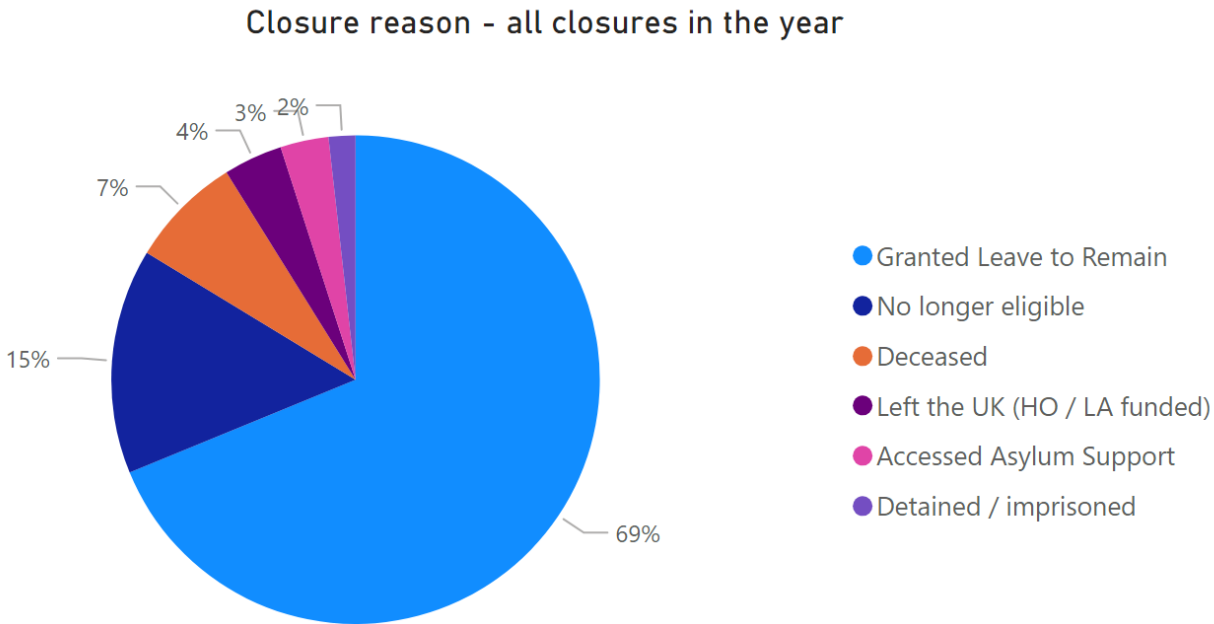
Immigration Status Groups	Count	Percentage
No current immigration permission	467	35.22%
Leave to Remain (LTR) with recourse	237	17.87%
EEA status / nationality	224	16.89%
Asylum seeker / asylum seeker ARE	171	12.90%
Leave to Remain (LTR) with NRPF	166	12.52%
British	61	4.60%
Total	1326	100.00%

Immigration status - all referrals for the year†



Closure reason - all closures in the year			
Reason for closure	Count	Percentage	Avg days on support
Granted Leave to Remain	194	69%	865
No longer eligible	42	15%	429
Deceased	21	7%	836
Left the UK (HO / LA funded)	11	4%	476
Accessed Asylum Support	9	3%	526
Detained / imprisoned	5	2%	186
Total	282	100%	760

Onward referral for those no longer eligible		
Referral	Count	Avg days on support
Referred to borough where ordinary resident	17	368
Support accessed through friends / family	13	256
Refuge accommodation (not LA funded)	5	627
Support accessed through VCS	4	1195
Mainstream benefits and housing services	2	53
Employment	1	401
Total	42	429



Families with Children in Need

Local authorities uploading financial data:
29/30 subscribers

Barking and Dage...	Barnet	Bexley
Brent	Camden	Croydon
Ealing	Enfield	Greenwich
Hackney	Hammersmith and...	Haringey
Harrow	Havering	Hillingdon
Hounslow	Islington	Kensington and C...
Lambeth	Lewisham	Merton
Newham	Redbridge	Southwark
Sutton	Tower Hamlets	Waltham Forest
Wandsworth	Westminster	

Referrals and Supported Households

	Q1	Q2	Q3	Q4	Total
New referrals	371	360	350	391	1472
New households taken on for support	144	146	108	123	521
Supported households closed	207	156	119	93	575

Time on support

	Q1	Q2	Q3	Q4
Average number of days on support†	530	547	567	586
Households supported for 1000 days†	127	135	139	163
1000 day households as % of total†	15%	17%	17%	20%

Support Costs

	Q1	Q2	Q3	Q4
Supported households†	822	812	803	834
Dependents of supported households†	1407	1381	1368	1425
Annual person-related cost†*	£3.3M	£3.3M	£3.2M	£3.4M
Annual property-related cost†*	£12.8M	£12.9M	£13.5M	£14.7M
Total annual cost†*	£16.0M	£16.1M	£16.7M	£18.0M
Average annual cost per household†*	£19.2K	£20.0K	£20.7K	£21.5K

Immigration Status of Supported Households - Families

Greater London

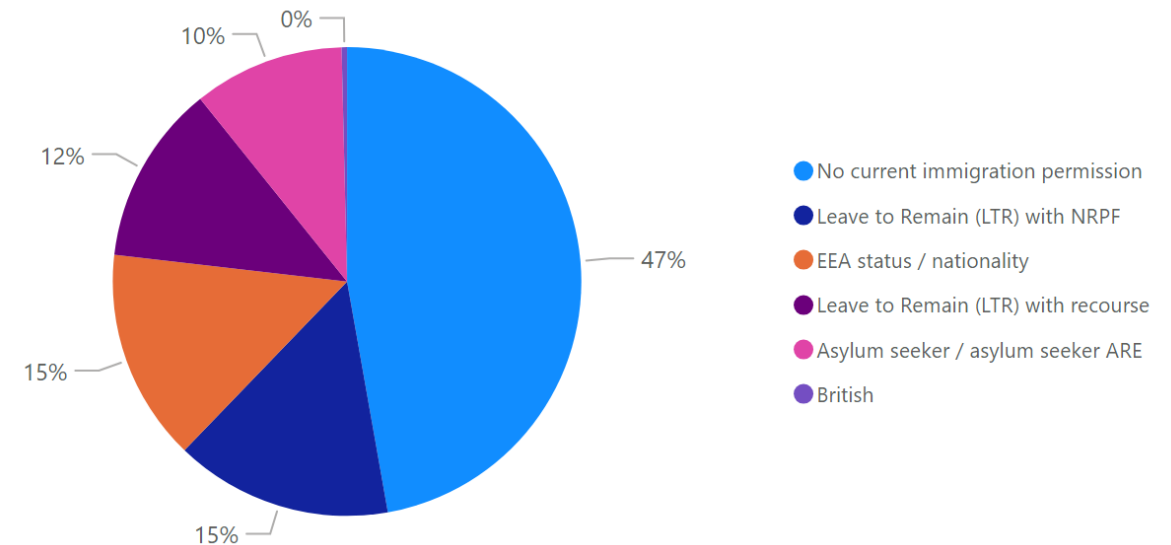
Immigration status - financially supported as end Q4

Immigration Status	Immigration Status Groups	Count	Percentage
Illegal entrant / Deception - claimed asylum	Asylum seeker / asylum seeker ARE	24	2.90%
In Country Asylum Seeker	Asylum seeker / asylum seeker ARE	6	0.72%
Overstayer / Breach - claimed asylum	Asylum seeker / asylum seeker ARE	45	5.43%
Port Case	Asylum seeker / asylum seeker ARE	9	1.09%
Awaiting first immigration check	Awaiting first immigration status check	22	2.65%
British	British	3	0.36%
EEA / family member (resident Dec 20)- unlawfully present	EEA status / nationality	12	1.45%
EUSS application submitted after 30 June 2021	EEA status / nationality	5	0.60%
EUSS application submitted pre-30 June 2021	EEA status / nationality	4	0.48%
Pre-settled status LTR (EUSS)	EEA status / nationality	94	11.34%
Settled status ILR (EUSS)	EEA status / nationality	3	0.36%
Leave to Enter as visitor - NRPF	Leave to Remain (LTR) with NRPF	11	1.33%
Limited leave with NRPF (10 year route)	Leave to Remain (LTR) with NRPF	34	4.10%
Limited leave with NRPF (other)	Leave to Remain (LTR) with NRPF	76	9.17%
DDV Concession	Leave to Remain (LTR) with recourse	16	1.93%
Indefinite Leave	Leave to Remain (LTR) with recourse	8	0.97%
Limited leave with recourse to public funds (10 year route)	Leave to Remain (LTR) with recourse	57	6.88%
Limited leave with recourse to public funds (following COC)	Leave to Remain (LTR) with recourse	6	0.72%
Limited leave with recourse to public funds (other)	Leave to Remain (LTR) with recourse	8	0.97%
Refugee Status	Leave to Remain (LTR) with recourse	5	0.60%
Illegal entrant / Deception - did not claim asylum	No current immigration permission	20	2.41%
Overstayer / Breach - did not claim asylum	No current immigration permission	328	39.57%
Status not confirmed	No current immigration permission	33	3.98%
Total		829	100.00%

Summary of immigration status - supported as end Q4‡

Immigration Status Groups	Count	Percentage
Asylum seeker / asylum seeker ARE	84	10.41%
British	3	0.37%
EEA status / nationality	118	14.62%
Leave to Remain (LTR) with NRPF	121	14.99%
Leave to Remain (LTR) with recourse	100	12.39%
No current immigration permission	381	47.21%
Total	807	100.00%

Summary of immigration status - supported as end Q4‡



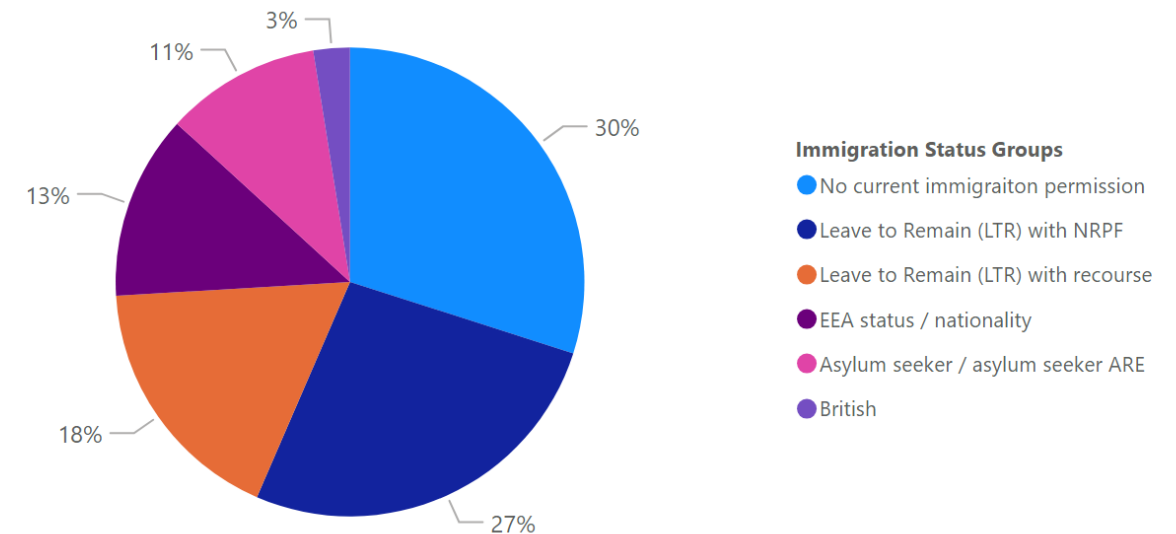
Immigration status - all referrals for the year

Immigration Status	Immigration Status Groups	Count	Percentage
Illegal entrant / Deception - claimed asylum	Asylum seeker / asylum seeker ARE	61	4.14%
In Country Asylum Seeker	Asylum seeker / asylum seeker ARE	26	1.77%
Overstay / Breach - claimed asylum	Asylum seeker / asylum seeker ARE	55	3.74%
Port Case	Asylum seeker / asylum seeker ARE	11	0.75%
Awaiting first immigration check	Awaiting first immigration status check	42	2.85%
British	British	36	2.45%
EEA / family member (resident Dec 20)- unlawfully present	EEA status / nationality	11	0.75%
EEA national	EEA status / nationality	1	0.07%
EUSS application submitted after 30 June 2021	EEA status / nationality	14	0.95%
EUSS application submitted in time	EEA status / nationality	3	0.20%
EUSS application submitted out of time	EEA status / nationality	1	0.07%
EUSS application submitted pre-30 June 2021	EEA status / nationality	4	0.27%
EUSS family member permit	EEA status / nationality	1	0.07%
Pre-settled status LTR (EUSS)	EEA status / nationality	118	8.02%
Settled status ILR (EUSS)	EEA status / nationality	29	1.97%
Leave to Enter as visitor - NRPF	Leave to Remain (LTR) with NRPF	40	2.72%
Limited leave with NRPF (10 year route)	Leave to Remain (LTR) with NRPF	103	7.00%
Limited leave with NRPF (other)	Leave to Remain (LTR) with NRPF	237	16.10%
DDV Concession	Leave to Remain (LTR) with recourse	56	3.80%
Discretionary Leave (DL) - other	Leave to Remain (LTR) with recourse	4	0.27%
Humanitarian Protection	Leave to Remain (LTR) with recourse	2	0.14%
Indefinite Leave	Leave to Remain (LTR) with recourse	46	3.13%
Limited leave with recourse to public funds (10 year route)	Leave to Remain (LTR) with recourse	62	4.21%
Limited leave with recourse to public funds (following COC)	Leave to Remain (LTR) with recourse	32	2.17%
Limited leave with recourse to public funds (other)	Leave to Remain (LTR) with recourse	31	2.11%
Refugee Status	Leave to Remain (LTR) with recourse	18	1.22%
Illegal entrant / Deception - did not claim asylum	No current immigration permission	15	1.02%
Overstay / Breach - did not claim asylum	No current immigration permission	285	19.36%
Status not confirmed	No current immigration permission	128	8.70%
Total		1472	100.00%

Immigration status - all referrals for the year†

Immigration Status Groups	Count	Percentage
No current immigration permission	428	29.93%
Leave to Remain (LTR) with NRPF	380	26.57%
Leave to Remain (LTR) with recourse	251	17.55%
EEA status / nationality	182	12.73%
Asylum seeker / asylum seeker ARE	153	10.70%
British	36	2.52%
Total	1430	100.00%

Immigration status - all referrals for the year†



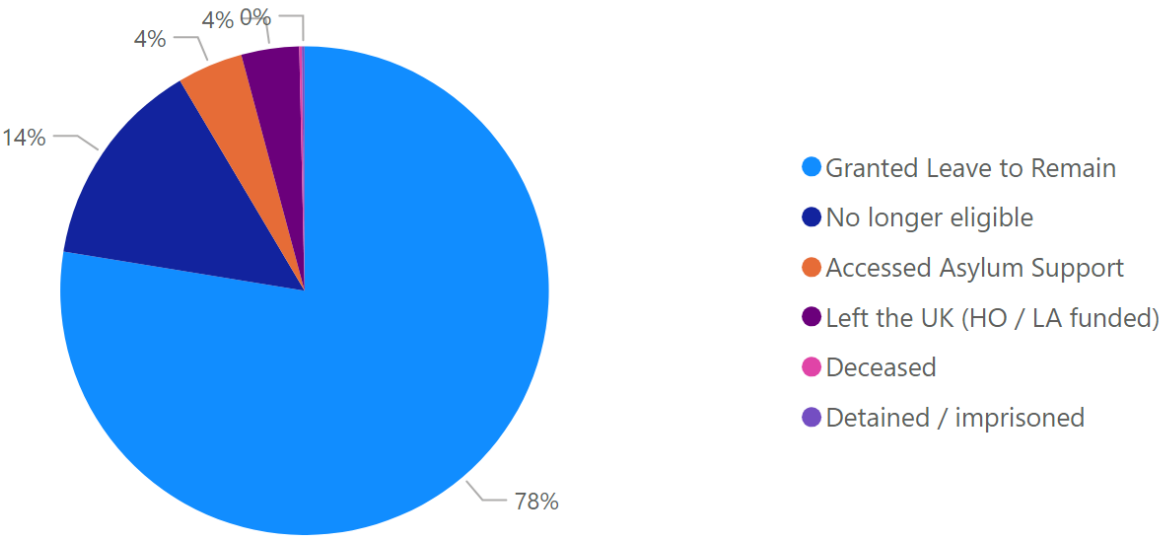
Closure reason - all closures in the year

Reason for closure	Count	Percentage	Avg days on support
Granted Leave to Remain	446	78%	549
No longer eligible	80	14%	390
Accessed Asylum Support	25	4%	454
Left the UK (HO / LA funded)	22	4%	572
Deceased	1	0%	282
Detained / imprisoned	1	0%	905
Total	575	100%	524

Onward referral for those no longer eligible

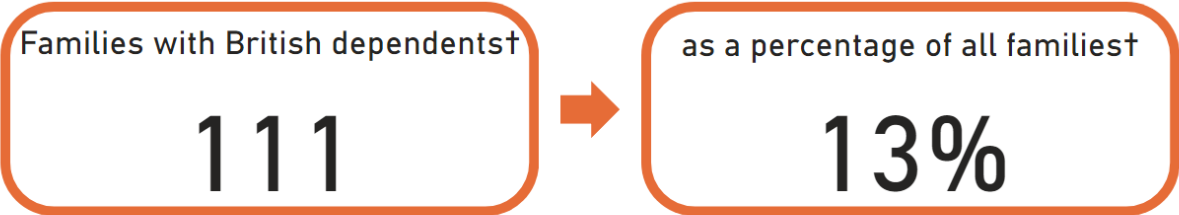
Referral	Count	Avg days on support
Referred to borough where ordinary resident	27	472
Support accessed through friends / family	27	322
Employment	12	492
Mainstream benefits and housing services	10	251
Support accessed through VCS	2	316
NRM accommodation	1	460
Refuge accommodation (not LA funded)	1	244
Total	80	390

Closure reason - all closures in the year

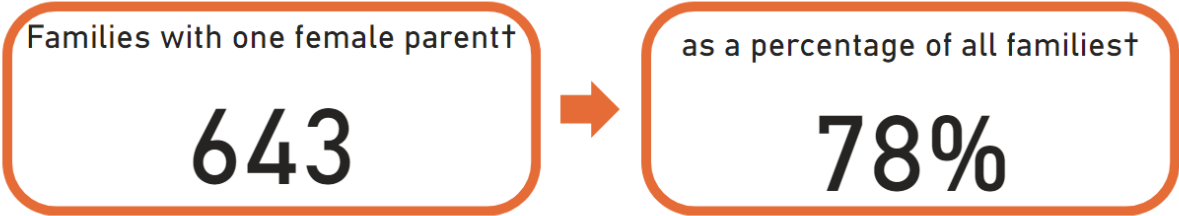
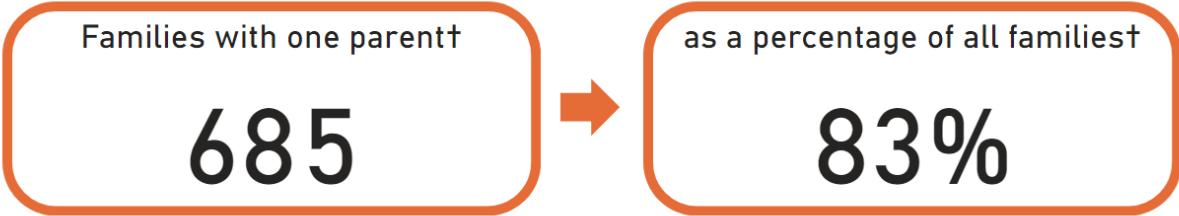


Following requests from our members, we have calculated the following figures:

Families with British Dependents



Single Parent Families



Looked after Children and Care Leavers

Local authorities uploading financial data:

16/30 subscribers

Bromley	Camden	Croydon
Ealing	Hackney	Haringey
Havering	Hillingdon	Hounslow
Islington	Lambeth	Lewisham
Newham	Redbridge	Tower Hamlets
Waltham Forest		

Referrals and Supported Households

	Q1	Q2	Q3	Q4	Total
New cases taken on for support	24	58	41	8	131
New cases	56	55	78	84	273
Cases closed	112	65	82	96	355

Open Cases

	Q1	Q2	Q3	Q4
Open cases [†]	1396	1366	1331	1277
Open cases under age of 18 [†]	116	114	127	161
Open cases aged 18-20 [†]	585	528	478	446
Open cases aged 21-24 [†]	695	724	726	696

Support Costs

	Q1	Q2	Q3	Q4
Financially supported cases [†]	516	537	518	462
Annual person-related cost ^{†*}	£1.38M	£1.63M	£1.59M	£1.57M
Annual property-related cost ^{†*}	£9.53M	£10.75M	£11M	£9.82M
Total annual cost ^{†*}	£10.91M	£12.38M	£12.6M	£11.39M
Average annual cost per case ^{†*}	£22.04K	£23.6K	£24.85K	£24.49K

Immigration Status of Supported Households - Children and Care Leavers

Greater London

Immigration status - open cases as end Q4

Immigration Status	Immigration Status Groups	Count	Percentage
Awaiting first immigration check	Awaiting first immigration status check	11	0.86%
British	British	11	0.86%
Discretionary leave - trafficking	Leave to Remain (LTR) with recourse	1	0.08%
Discretionary Leave (DL) - other	Leave to Remain (LTR) with recourse	10	0.78%
EEA / family member (resident Dec 20)- unlawfully present	EEA status / nationality	3	0.23%
EEA national	EEA status / nationality	2	0.16%
EEA national - no record on HO systems	EEA status / nationality	1	0.08%
EUSS application submitted after 30 June 2021	EEA status / nationality	1	0.08%
EUSS application submitted pre-30 June 2021	EEA status / nationality	6	0.47%
Family member of EEA national	EEA status / nationality	3	0.23%
Humanitarian Protection	Leave to Remain (LTR) with recourse	18	1.41%
Illegal entrant / Deception - claimed asylum	Asylum seeker / asylum seeker ARE	632	49.49%
Illegal entrant / Deception - did not claim asylum	No current immigration permission	21	1.64%
In Country Asylum Seeker	Asylum seeker / asylum seeker ARE	59	4.62%
Indefinite Leave	Leave to Remain (LTR) with recourse	8	0.63%
Leave to Enter as visitor - NRPF	Leave to Remain (LTR) with NRPF	3	0.23%
Limited leave with NRPF (10 year route)	Leave to Remain (LTR) with NRPF	4	0.31%
Limited leave with NRPF (other)	Leave to Remain (LTR) with NRPF	6	0.47%
Limited leave with recourse to public funds (10 year route)	Leave to Remain (LTR) with recourse	7	0.55%
Limited leave with recourse to public funds (other)	Leave to Remain (LTR) with recourse	38	2.98%
No record held by Home Office	No current immigration permission	23	1.80%
Overstayer / Breach - claimed asylum	Asylum seeker / asylum seeker ARE	63	4.93%
Overstayer / Breach - did not claim asylum	No current immigration permission	16	1.25%
Port Case	Asylum seeker / asylum seeker ARE	15	1.17%
Pre-settled status LTR (EUSS)	EEA status / nationality	7	0.55%
Refugee Status	Leave to Remain (LTR) with recourse	249	19.50%
Settled status ILR (EUSS)	EEA status / nationality	1	0.08%
Status not confirmed	No current immigration permission	44	3.45%
UASC leave	Leave to Remain (LTR) with recourse	14	1.10%
Total		1277	100.00%

Summary of immigration status - open cases as end Q4‡

Immigration Status Groups	Count	Percentage
Asylum seeker / asylum seeker ARE	769	60.74%
Leave to Remain (LTR) with recourse	345	27.25%
No current immigration permission	104	8.21%
EEA status / nationality	24	1.90%
Leave to Remain (LTR) with NRPF	13	1.03%
British	11	0.87%
Total	1266	100.00%

Summary of immigration status - open cases as end Q4‡

