



NRPF Connect Data Report 2022/23

Greater London

What is the NRPF Connect data report 2022/23?

This data report collates and analyses the data recorded by councils in Greater London using NRPF Connect in the 2022/23 financial year. It provides a snapshot of referrals made and the support provided by social care services around the UK for people with no recourse to public funds (NRPF). The data is used to inform policy recommendations.

What is NRPF Connect?

NRPF Connect is the national database and case management tool for councils to record details of households with NRPF that are being provided with accommodation and/or financial support by social services, hosted by the NRPF Network.

What support is recorded on NRPF Connect?

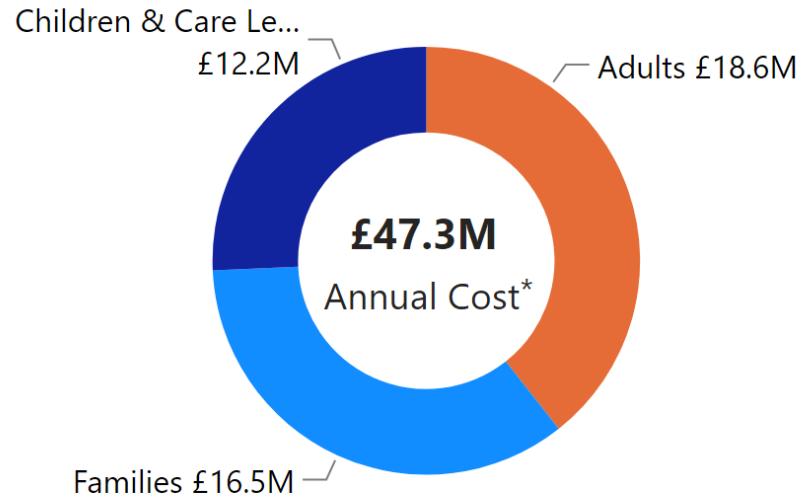
Councils can provide accommodation and financial support to people who are excluded from claiming benefits and mainstream housing assistance when statutory duties are engaged under social care legislation. Local authorities across the UK record the social care services they provide to families, adults with care needs, and care leavers with no recourse to public funds (NRPF). You can read more about NRPF support on the [NRPF Network website](#).

Notes on the data

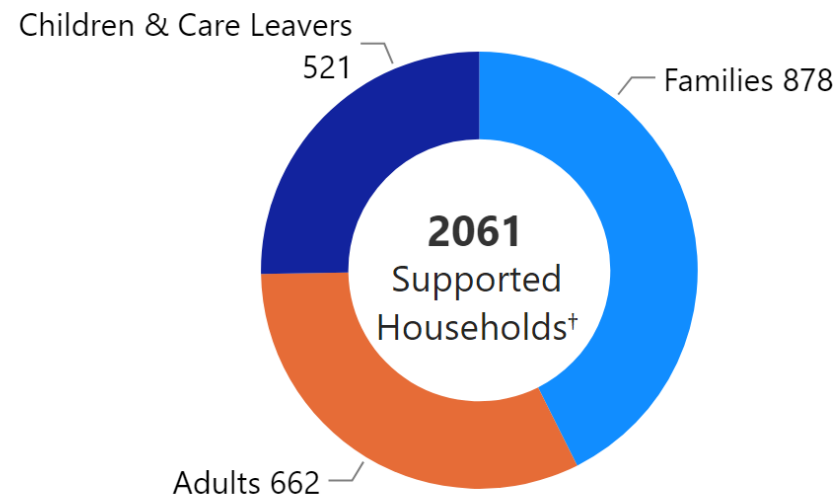
- "Adults" refers to adults with care needs provided with support under S18(1) Care Act 2014, S19(1) Care Act 2014, S12 Social Work (Scotland) Act 1968, P7 Housing Act 1996, S1 Localism Act 2011, or S117 Mental Health Act 1983.
- "Families" refers to families with a child in need with support under S17 Children Act 1989 or S22 Children (Scotland) Act 1995.
- "Children and care leavers" refers to looked after children and young people leaving care supported under Children (Leaving Care) Act 2000, S20 Children Act 1989, S25 Children (Scotland) Act 1995, or S29 & S30 Children (Scotland) Act 1995.
- "Support costs" relate to accommodation and financial support (subsistence) costs only, and do not include staffing or other costs incurred by councils delivering support to NRPF households.
- Data was last downloaded from NRPF Connect on 05/12/2023

Key

- * - Weekly cost at end of quarter/year x 52
- † - For supported cases open at end of quarter/year
- ‡ - Those awaiting a first immigration check have been removed from the summary



Support ended due to grant of Leave to Remain	
Adults	Families
71%	81%



Average days on support†	
Adults	Families
879	557

Adults with care and support needs

Local authorities uploading financial data:

24/30 subscribers

Barking and Dage...	Bexley	Camden
Croydon	Ealing	Enfield
Greenwich	Hackney	Hammersmith and...
Haringey	Havering	Hillingdon
Hounslow	Islington	Kensington and C...
Lambeth	Lewisham	Merton
Newham	Redbridge	Southwark
Tower Hamlets	Wandsworth	Westminster

Referrals and Supported Households

	Q1	Q2	Q3	Q4	Total
New referrals	254	286	272	256	1068
New households taken on for support	68	84	78	68	298
Supported households closed	53	80	69	74	276

Time on support

	Q1	Q2	Q3	Q4
Average number of days on support†	914	912	887	879
Households supported for 1000 days†	189	182	176	175
1000 day households as % of total†	29%	28%	26%	26%

Support Costs

	Q1	Q2	Q3	Q4
Supported households†	655	659	668	662
Dependents of supported households†	69	67	75	73
Total weekly cost †	£269.7K	£289.3K	£317.0K	£357.9K
Average annual cost per household†*	£21.4K	£22.8K	£24.7K	£28.1K
Total annual cost†*	£14.0M	£15.0M	£16.5M	£18.6M

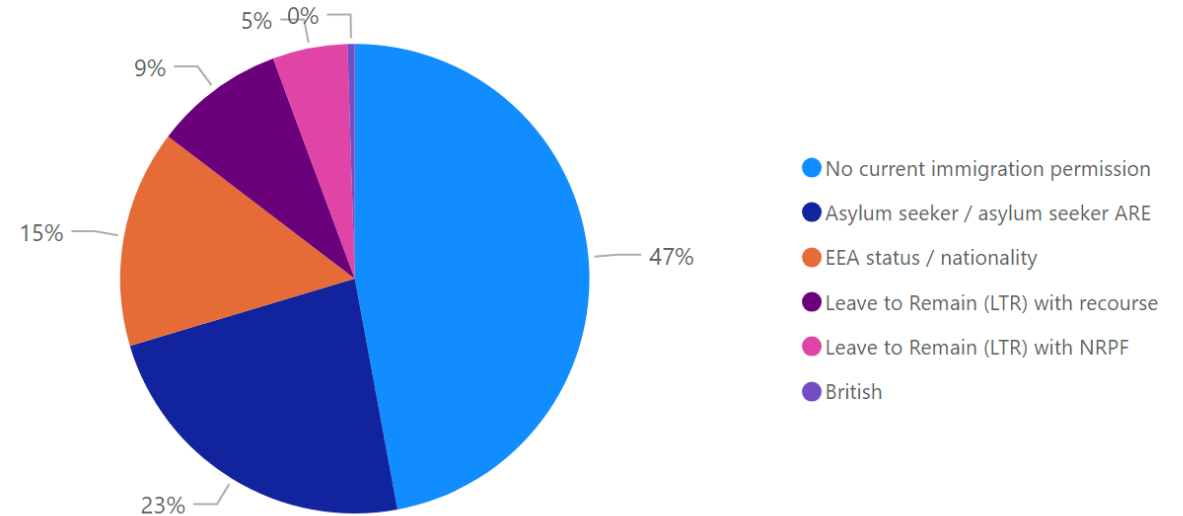
Immigration status - financially supported as of 31 March 2023

Immigration Status	Immigration Status Groups	Count	Percentage
Illegal entrant / Deception - claimed asylum	Asylum seeker / asylum seeker ARE	60	9%
In Country Asylum Seeker	Asylum seeker / asylum seeker ARE	6	1%
Overstay / Breach - claimed asylum	Asylum seeker / asylum seeker ARE	66	10%
Port Case	Asylum seeker / asylum seeker ARE	8	1%
Awaiting first immigration check	Awaiting first immigration check	61	9%
British	British	3	0%
EEA / family member (resident Dec 20)- unlawfully present	EEA status / nationality	15	2%
EEA family permit	EEA status / nationality	1	0%
EEA national	EEA status / nationality	10	2%
EEA national - no record on HO systems	EEA status / nationality	5	1%
EEA National / Dependant	EEA status / nationality	1	0%
EUSS application submitted pre-30 June 2021	EEA status / nationality	7	1%
Pre-settled status LTR (EUSS)	EEA status / nationality	41	6%
Settled status ILR (EUSS)	EEA status / nationality	10	2%
Leave to Enter as visitor - NRPF	Leave to Remain (LTR) with NRPF	6	1%
Limited leave with NRPF (10 year route)	Leave to Remain (LTR) with NRPF	11	2%
Limited leave with NRPF (other)	Leave to Remain (LTR) with NRPF	14	2%
Discretionary Leave (DL) - other	Leave to Remain (LTR) with recourse	6	1%
Indefinite Leave	Leave to Remain (LTR) with recourse	8	1%
Limited leave with recourse to public funds (10 year route)	Leave to Remain (LTR) with recourse	21	3%
Limited leave with recourse to public funds (following COC)	Leave to Remain (LTR) with recourse	3	0%
Limited leave with recourse to public funds (other)	Leave to Remain (LTR) with recourse	11	2%
Refugee Status	Leave to Remain (LTR) with recourse	5	1%
Illegal entrant / Deception - did not claim asylum	No current immigration permission	35	5%
No record held by Home Office	No current immigration permission	13	2%
Overstay / Breach - did not claim asylum	No current immigration permission	177	27%
Status not confirmed	No current immigration permission	58	9%
Total		662	100%

Summary of immigration status - supported as of 31 March 2023

Immigration Status Groups	Count	Percentage
No current immigration permission	283	47%
Asylum seeker / asylum seeker ARE	140	23%
EEA status / nationality	90	15%
Leave to Remain (LTR) with recourse	54	9%
Leave to Remain (LTR) with NRPF	31	5%
British	3	0%
Total	601	100%

Summary of immigration status - supported as of 31 March 2023



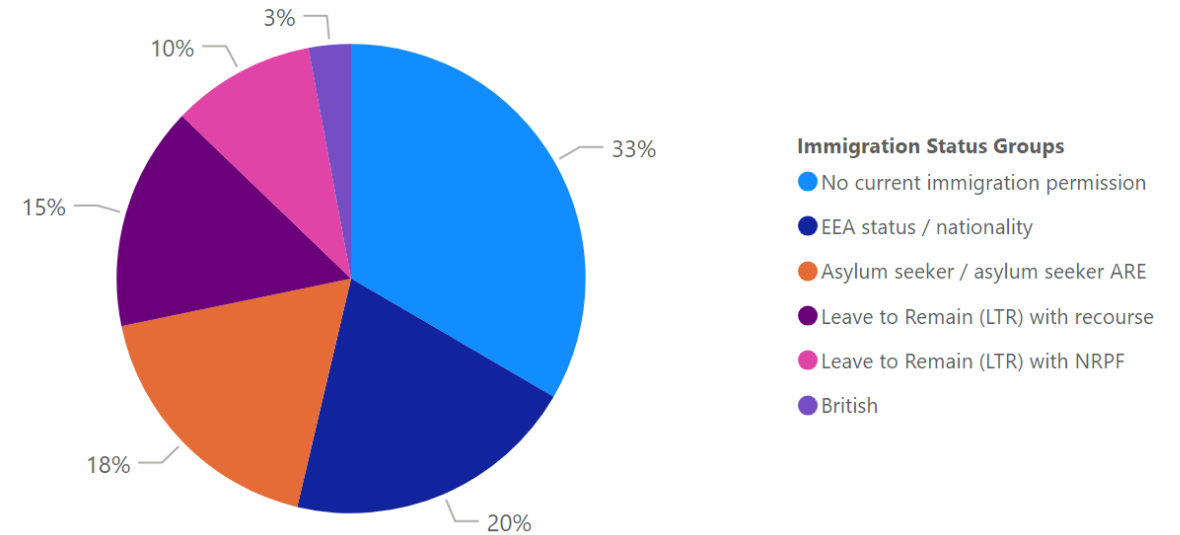
Immigration status - all referrals for the year

Immigration Status	Immigration Status Groups	Count	Percentage
Illegal entrant / Deception - claimed asylum	Asylum seeker / asylum seeker ARE	89	8%
In Country Asylum Seeker	Asylum seeker / asylum seeker ARE	26	2%
Overstay / Breach - claimed asylum	Asylum seeker / asylum seeker ARE	51	5%
Port Case	Asylum seeker / asylum seeker ARE	20	2%
Awaiting first immigration check	Awaiting first immigration check	38	4%
British	British	30	3%
EEA / family member (resident Dec 20)- unlawfully present	EEA status / nationality	49	5%
EEA family permit	EEA status / nationality	2	0%
EUSS application submitted pre-30 June 2021	EEA status / nationality	16	1%
EUSS family member permit	EEA status / nationality	5	0%
Family member of EEA national	EEA status / nationality	1	0%
Pre-settled status LTR (EUSS)	EEA status / nationality	84	8%
Settled status ILR (EUSS)	EEA status / nationality	52	5%
Hong Kong BN(O) Visa	Leave to Remain (LTR) with NRPF	2	0%
Leave to Enter as visitor - NRPF	Leave to Remain (LTR) with NRPF	19	2%
Limited leave with NRPF (10 year route)	Leave to Remain (LTR) with NRPF	35	3%
Limited leave with NRPF (other)	Leave to Remain (LTR) with NRPF	46	4%
DDV Concession	Leave to Remain (LTR) with recourse	11	1%
Discretionary leave - trafficking	Leave to Remain (LTR) with recourse	1	0%
Discretionary Leave (DL) - other	Leave to Remain (LTR) with recourse	5	0%
Humanitarian Protection	Leave to Remain (LTR) with recourse	1	0%
Indefinite Leave	Leave to Remain (LTR) with recourse	51	5%
Limited leave with recourse to public funds (10 year route)	Leave to Remain (LTR) with recourse	41	4%
Limited leave with recourse to public funds (following COC)	Leave to Remain (LTR) with recourse	10	1%
Limited leave with recourse to public funds (other)	Leave to Remain (LTR) with recourse	23	2%
Refugee Status	Leave to Remain (LTR) with recourse	16	1%
Illegal entrant / Deception - did not claim asylum	No current immigration permission	29	3%
No record held by Home Office	No current immigration permission	1	0%
Overstay / Breach - did not claim asylum	No current immigration permission	169	16%
Status not confirmed	No current immigration permission	145	14%
Total		1068	100%

Immigration status - all referrals for the year‡

Immigration Status Groups	Count	Percentage
No current immigration permission	344	33%
EEA status / nationality	209	20%
Asylum seeker / asylum seeker ARE	186	18%
Leave to Remain (LTR) with recourse	159	15%
Leave to Remain (LTR) with NRPF	102	10%
British	30	3%
Total	1030	100%

Immigration status - all referrals for the year‡



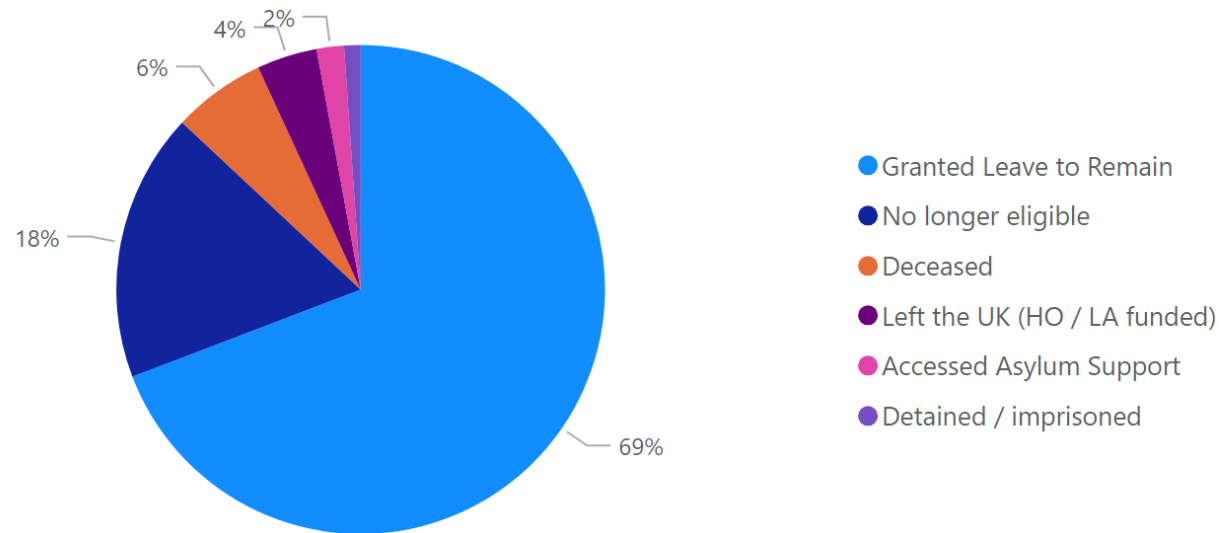
Closure reason - all closures in the year

Reason for closure	Count	Percentage	Avg days on support
Granted Leave to Remain	191	69%	959
No longer eligible	49	18%	575
Deceased	17	6%	1007
Left the UK (HO / LA funded)	11	4%	499
Accessed Asylum Support	5	2%	728
Detained / imprisoned	3	1%	665
Total	276	100%	868

Onward referral for those no longer eligible

Referral	Count	Avg days on support
Support accessed through friends / family	26	492
Referred to borough where ordinary resident	13	984
Mainstream benefits and housing services	4	353
Support accessed through VCS	3	319
Employment	1	192
NRM accommodation	1	29
Refuge accommodation (not LA funded)	1	28
Total	49	575

Closure reason - all closures in the year



Families with Children in Need

Local authorities uploading financial data:

30/30 subscribers

Barking and Dage...	Barnet	Bexley
Brent	Bromley	Camden
Croydon	Ealing	Enfield
Greenwich	Hackney	Hammersmith and...
Haringey	Harrow	Havering
Hillingdon	Hounslow	Islington
Kensington and C...	Lambeth	Lewisham
Merton	Newham	Redbridge
Southwark	Sutton	Tower Hamlets
Waltham Forest	Wandsworth	Westminster

Referrals and Supported Households

	Q1	Q2	Q3	Q4	Total
New referrals	351	395	392	384	1522
New households taken on for support	144	158	152	137	591
Supported households closed	175	139	195	185	694

Time on support

	Q1	Q2	Q3	Q4
Average number of days on support†	537	538	552	557
Households supported for 1000 days†	118	118	116	126
1000 day households as % of total†	12%	12%	13%	14%

Support Costs

	Q1	Q2	Q3	Q4
Supported households†	950	969	926	878
Dependents of supported households†	1645	1642	1570	1473
Total weekly cost †	£337.3K	£340.6K	£331.9K	£317.4K
Average annual cost per household†*	£18.5K	£18.3K	£18.6K	£18.8K
Total annual cost†*	£17.5M	£17.7M	£17.3M	£16.5M

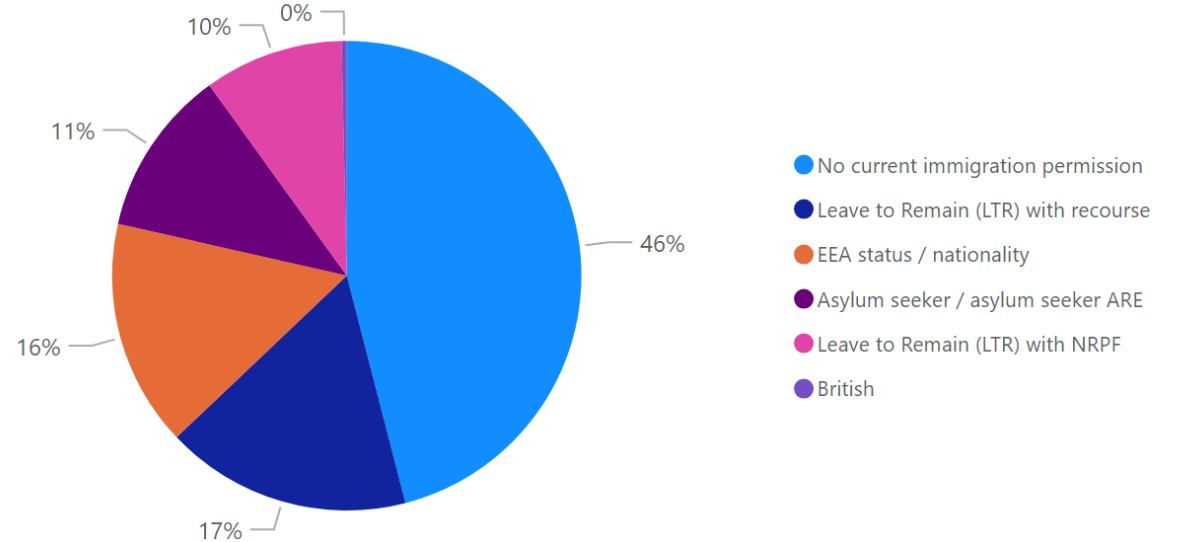
Immigration status - financially supported as of 31 March 2023

Immigration Status	Immigration Status Groups	Count	Percentage
Illegal entrant / Deception - claimed asylum	Asylum seeker / asylum seeker ARE	29	3%
In Country Asylum Seeker	Asylum seeker / asylum seeker ARE	10	1%
Overstayer / Breach - claimed asylum	Asylum seeker / asylum seeker ARE	49	6%
Port Case	Asylum seeker / asylum seeker ARE	9	1%
Awaiting first immigration check	Awaiting first immigration check	34	4%
British	British	3	0%
EEA / family member (resident Dec 20)- unlawfully present	EEA status / nationality	24	3%
EEA family permit	EEA status / nationality	1	0%
EEA national	EEA status / nationality	2	0%
EEA national - no record on HO systems	EEA status / nationality	3	0%
EUSS application submitted pre-30 June 2021	EEA status / nationality	4	0%
EUSS family member permit	EEA status / nationality	1	0%
Pre-settled status LTR (EUSS)	EEA status / nationality	90	10%
Settled status ILR (EUSS)	EEA status / nationality	7	1%
Leave to Enter as visitor - NRPF	Leave to Remain (LTR) with NRPF	10	1%
Limited leave with NRPF (10 year route)	Leave to Remain (LTR) with NRPF	27	3%
Limited leave with NRPF (other)	Leave to Remain (LTR) with NRPF	44	5%
DDV Concession	Leave to Remain (LTR) with recourse	29	3%
Indefinite Leave	Leave to Remain (LTR) with recourse	9	1%
Limited leave with recourse to public funds (10 year route)	Leave to Remain (LTR) with recourse	77	9%
Limited leave with recourse to public funds (following COC)	Leave to Remain (LTR) with recourse	7	1%
Limited leave with recourse to public funds (other)	Leave to Remain (LTR) with recourse	18	2%
Refugee Status	Leave to Remain (LTR) with recourse	3	0%
Illegal entrant / Deception - did not claim asylum	No current immigration permission	22	3%
No record held by Home Office	No current immigration permission	3	0%
Overstayer / Breach - did not claim asylum	No current immigration permission	332	38%
Status not confirmed	No current immigration permission	31	4%
Total		878	100%

Summary of immigration status - supported as of 31 March 2023†

Immigration Status Groups	Count	Percentage
No current immigration permission	388	46%
Leave to Remain (LTR) with recourse	143	17%
EEA status / nationality	132	16%
Asylum seeker / asylum seeker ARE	97	11%
Leave to Remain (LTR) with NRPF	81	10%
British	3	0%
Total	844	100%

Summary of immigration status - supported as of 31 March 2023†



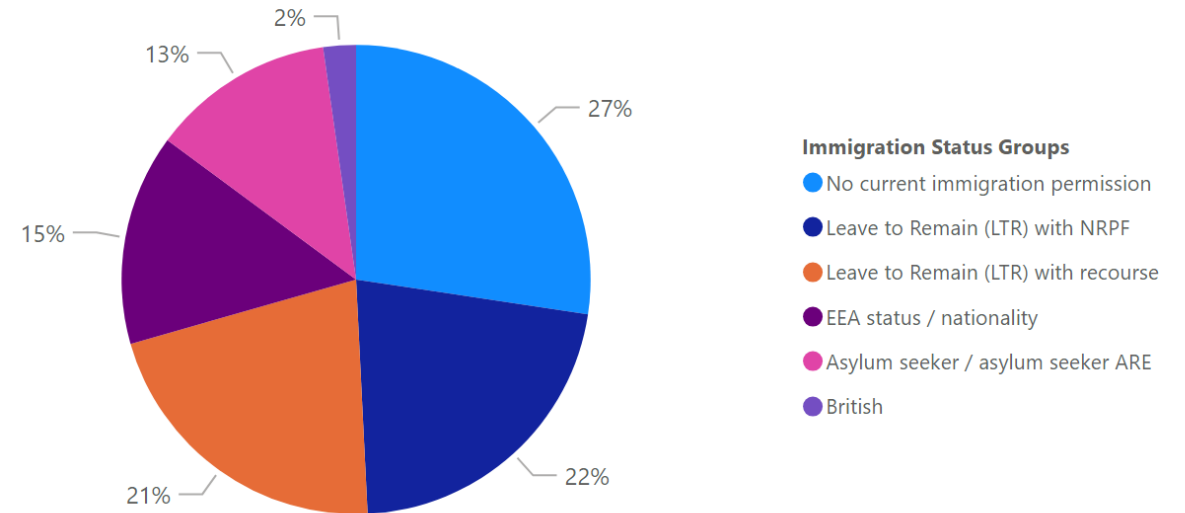
Immigration status - all referrals for the year

Immigration Status	Immigration Status Groups	Count	Percentage
Illegal entrant / Deception - claimed asylum	Asylum seeker / asylum seeker ARE	82	5%
In Country Asylum Seeker	Asylum seeker / asylum seeker ARE	30	2%
Overstay / Breach - claimed asylum	Asylum seeker / asylum seeker ARE	54	4%
Port Case	Asylum seeker / asylum seeker ARE	19	1%
Awaiting first immigration check	Awaiting first immigration check	57	4%
British	British	33	2%
EEA / family member (resident Dec 20)- unlawfully present	EEA status / nationality	48	3%
EEA family permit	EEA status / nationality	2	0%
EUSS application submitted pre-30 June 2021	EEA status / nationality	4	0%
EUSS family member permit	EEA status / nationality	1	0%
Pre-settled status LTR (EUSS)	EEA status / nationality	134	9%
Settled status ILR (EUSS)	EEA status / nationality	24	2%
Hong Kong BN(O) Visa	Leave to Remain (LTR) with NRPF	1	0%
Leave to Enter as visitor - NRPF	Leave to Remain (LTR) with NRPF	34	2%
Limited leave with NRPF (10 year route)	Leave to Remain (LTR) with NRPF	127	8%
Limited leave with NRPF (other)	Leave to Remain (LTR) with NRPF	158	10%
DDV Concession	Leave to Remain (LTR) with recourse	63	4%
Humanitarian Protection	Leave to Remain (LTR) with recourse	10	1%
Indefinite Leave	Leave to Remain (LTR) with recourse	32	2%
Limited leave with recourse to public funds (10 year route)	Leave to Remain (LTR) with recourse	124	8%
Limited leave with recourse to public funds (following COC)	Leave to Remain (LTR) with recourse	34	2%
Limited leave with recourse to public funds (other)	Leave to Remain (LTR) with recourse	39	3%
Refugee Status	Leave to Remain (LTR) with recourse	11	1%
Illegal entrant / Deception - did not claim asylum	No current immigration permission	13	1%
Overstay / Breach - did not claim asylum	No current immigration permission	266	17%
Status not confirmed	No current immigration permission	122	8%
Total		1522	100%

Immigration status - all referrals for the year‡

Immigration Status Groups	Count	Percentage
No current immigration permission	401	27%
Leave to Remain (LTR) with NRPF	320	22%
Leave to Remain (LTR) with recourse	313	21%
EEA status / nationality	213	15%
Asylum seeker / asylum seeker ARE	185	13%
British	33	2%
Total	1465	100%

Immigration status - all referrals for the year‡



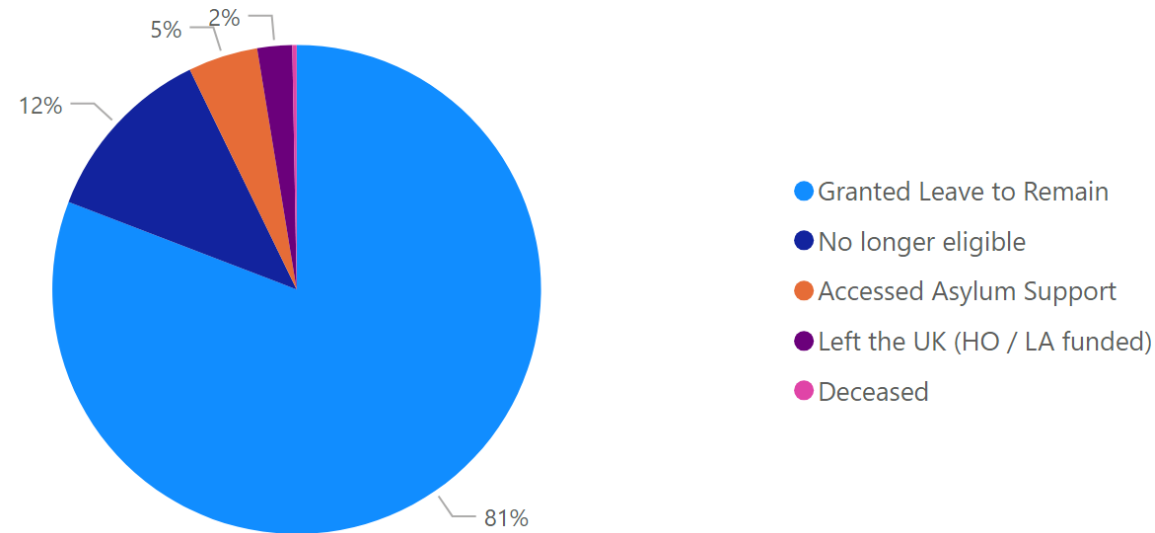
Closure reason - all closures in the year

Reason for closure	Count	Percentage	Avg days on support
Granted Leave to Remain	561	81%	577
No longer eligible	83	12%	351
Accessed Asylum Support	32	5%	435
Left the UK (HO / LA funded)	16	2%	200
Deceased	2	0%	167
Total	694	100%	533

Onward referral for those no longer eligible

Referral	Count	Avg days on support
Support accessed through friends / family	47	287
Referred to borough where ordinary resident	15	477
Employment	12	486
Mainstream benefits and housing services	8	316
NRM accommodation	1	176
Total	83	351

Closure reason - all closures in the year



Looked after Children and Care Leavers

Local authorities uploading financial data:

15/30 subscribers

Bromley	Croydon	Ealing
Hackney	Haringey	Havering
Hillingdon	Hounslow	Islington
Lambeth	Lewisham	Newham
Redbridge	Tower Hamlets	Waltham Forest

Referrals and Supported Households

	Q1	Q2	Q3	Q4	Total
New households taken on for support	26	37	35	38	136
New households added	88	123	133	47	391
Households closed	72	51	70	98	291

Open Households

	Q1	Q2	Q3	Q4
Open households†	1441	1497	1540	1465
Open households under age of 18†	178	192	229	160
Open households aged 18-20†	646	655	635	616
Open households aged 21-24†	617	650	676	689

Support Costs

	Q1	Q2	Q3	Q4
Financially supported households†	510	524	517	521
Total weekly cost†	£212.5K	£223.8K	£224.1K	£233.9K
Average annual cost per household†*	£21.7K	£22.2K	£22.5K	£23.3K
Total annual cost†*	£11.1M	£11.6M	£11.7M	£12.2M

Immigration status - open cases as of 31 March 2023

Immigration Status	Immigration Status Groups	Count	Percentage
Awaiting first immigration check	Awaiting first immigration check	46	3%
British	British	8	1%
Discretionary leave - trafficking	Leave to Remain (LTR) with recourse	1	0%
Discretionary Leave (DL) - other	Leave to Remain (LTR) with recourse	3	0%
EEA / family member (resident Dec 20)- unlawfully present	EEA status / nationality	3	0%
EEA national	EEA status / nationality	5	0%
EEA national - no record on HO systems	EEA status / nationality	1	0%
EEA National / Dependant	EEA status / nationality	1	0%
EUSS application submitted pre-30 June 2021	EEA status / nationality	6	0%
Family member of EEA national	EEA status / nationality	3	0%
Family member of EEA national - no record on HO systems	No current immigration permission	1	0%
Humanitarian Protection	Leave to Remain (LTR) with recourse	17	1%
Illegal entrant / Deception - claimed asylum	Asylum seeker / asylum seeker ARE	769	52%
Illegal entrant / Deception - did not claim asylum	No current immigration permission	23	2%
In Country Asylum Seeker	Asylum seeker / asylum seeker ARE	40	3%
Indefinite Leave	Leave to Remain (LTR) with recourse	12	1%
Leave to Enter as visitor - NRPF	Leave to Remain (LTR) with NRPF	2	0%
Limited leave with NRPF (10 year route)	Leave to Remain (LTR) with NRPF	5	0%
Limited leave with NRPF (other)	Leave to Remain (LTR) with NRPF	11	1%
Limited leave with recourse to public funds (10 year route)	Leave to Remain (LTR) with recourse	8	1%
Limited leave with recourse to public funds (following COC)	Leave to Remain (LTR) with recourse	2	0%
Limited leave with recourse to public funds (other)	Leave to Remain (LTR) with recourse	39	3%
No record held by Home Office	No current immigration permission	27	2%
Overstayer / Breach - claimed asylum	Asylum seeker / asylum seeker ARE	82	6%
Overstayer / Breach - did not claim asylum	No current immigration permission	16	1%
Port Case	Asylum seeker / asylum seeker ARE	16	1%
Pre-settled status LTR (EUSS)	EEA status / nationality	5	0%
Refugee Status	Leave to Remain (LTR) with recourse	259	18%
Settled status ILR (EUSS)	EEA status / nationality	4	0%
Status not confirmed	No current immigration permission	33	2%
UASC leave	Leave to Remain (LTR) with recourse	17	1%
Total		1465	100%

Summary of immigration status - open cases as of 31 March 2023

Immigration Status Groups	Count	Percentage
Asylum seeker / asylum seeker ARE	907	64%
Leave to Remain (LTR) with recourse	358	25%
No current immigration permission	100	7%
EEA status / nationality	28	2%
Leave to Remain (LTR) with NRPF	18	1%
British	8	1%
Total	1419	100%

Summary of immigration status - open cases as of 31 March 2023

