



NRPF Connect Data Report Q3 2024/25

UK Data Report

What is the NRPF Connect data report Q3 2024/25?

This data report collates and analyses the data recorded by councils in the UK using NRPF Connect in the year up to the end of quarter three of the 2024/25 financial year. It provides a summary of referrals made and the support provided by social care services around the UK for people with no recourse to public funds (NRPF). The data is used to inform policy recommendations.

What is NRPF Connect?

NRPF Connect is the national database and case management tool for councils to record details of households with NRPF that are being provided with accommodation and/or financial support by social services, hosted by the NRPF Network.

What support is recorded on NRPF Connect?

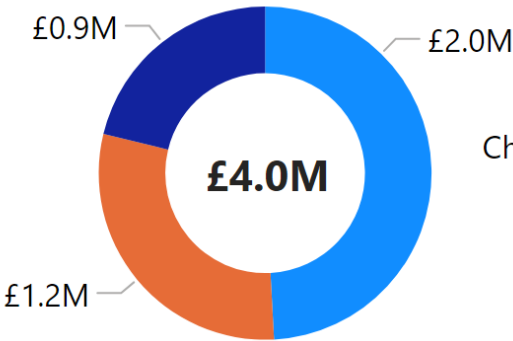
Councils can provide accommodation and financial support to people who are excluded from claiming benefits and mainstream housing assistance when statutory duties are engaged under social care legislation. Local authorities across the UK record the social care services they provide to families, adults with care needs, and care leavers with no recourse to public funds (NRPF). You can read more about NRPF support on the [NRPF Network website](#).

Notes on the data

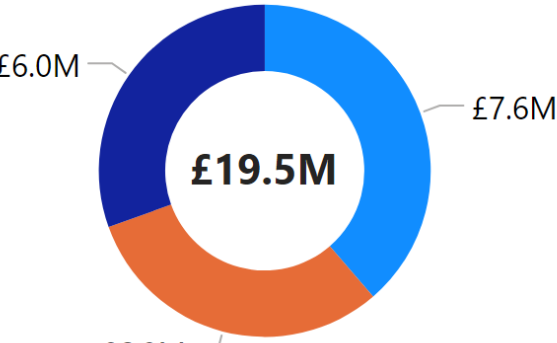
- “Adults” refers to adults with care needs provided with support under S18(1) Care Act 2014, S19(1) Care Act 2014, S12 Social Work (Scotland) Act 1968, P7 Housing Act 1996, S1 Localism Act 2011, or S117 Mental Health Act 1983.
- “Families” refers to families with a child in need with support under S17 Children Act 1989 or S22 Children (Scotland) Act 1995.
- “Children and care leavers” refers to looked after children and young people leaving care supported under Children (Leaving Care) Act 2000, S20 Children Act 1989, S25 Children (Scotland) Act 1995, or S29 & S30 Children (Scotland) Act 1995.
- “Support costs” relate to accommodation and financial support (subsistence) costs only, and do not include staffing or other costs incurred by councils delivering support to NRPF households.
- Data was last downloaded from NRPF Connect on 01/04/2025

Key

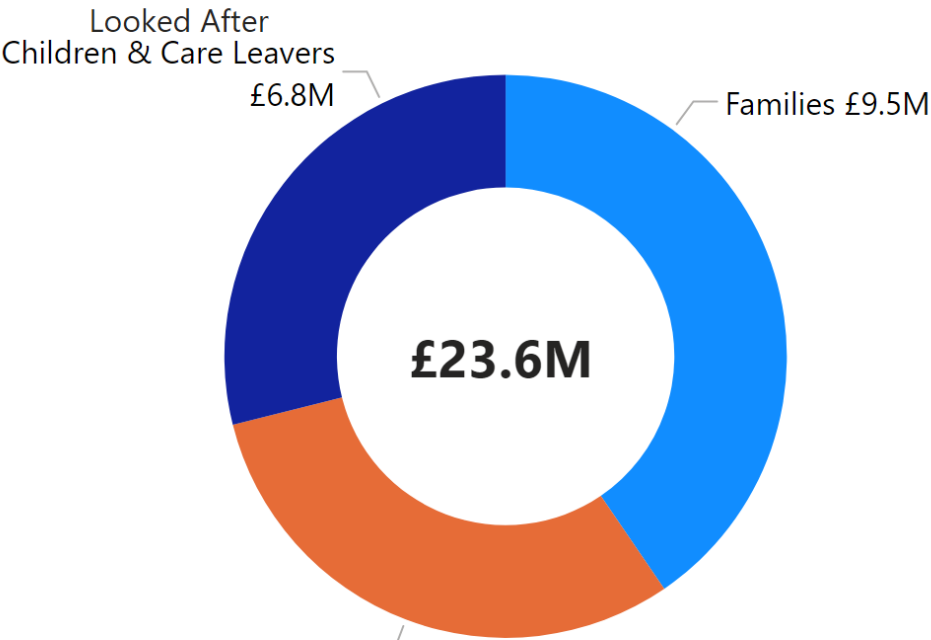
‡ - Those awaiting a first immigration check have been removed from the summary



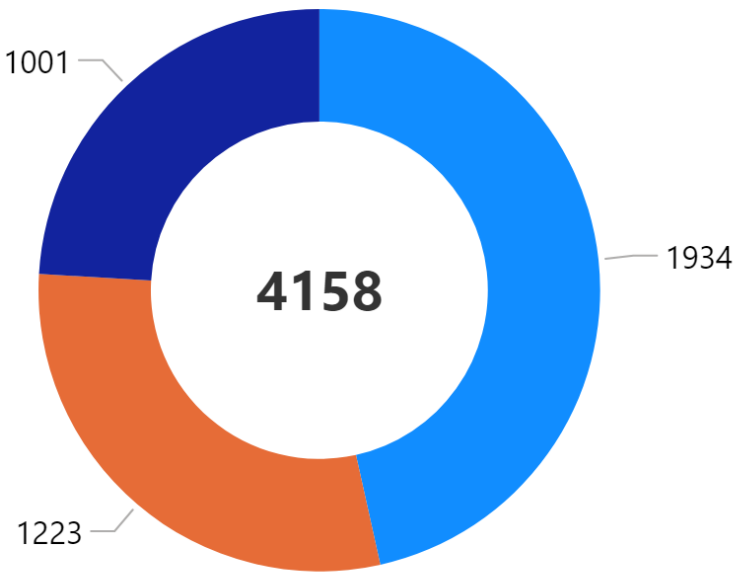
Person Related Costs



Property Related Costs



Total Quarterly Cost

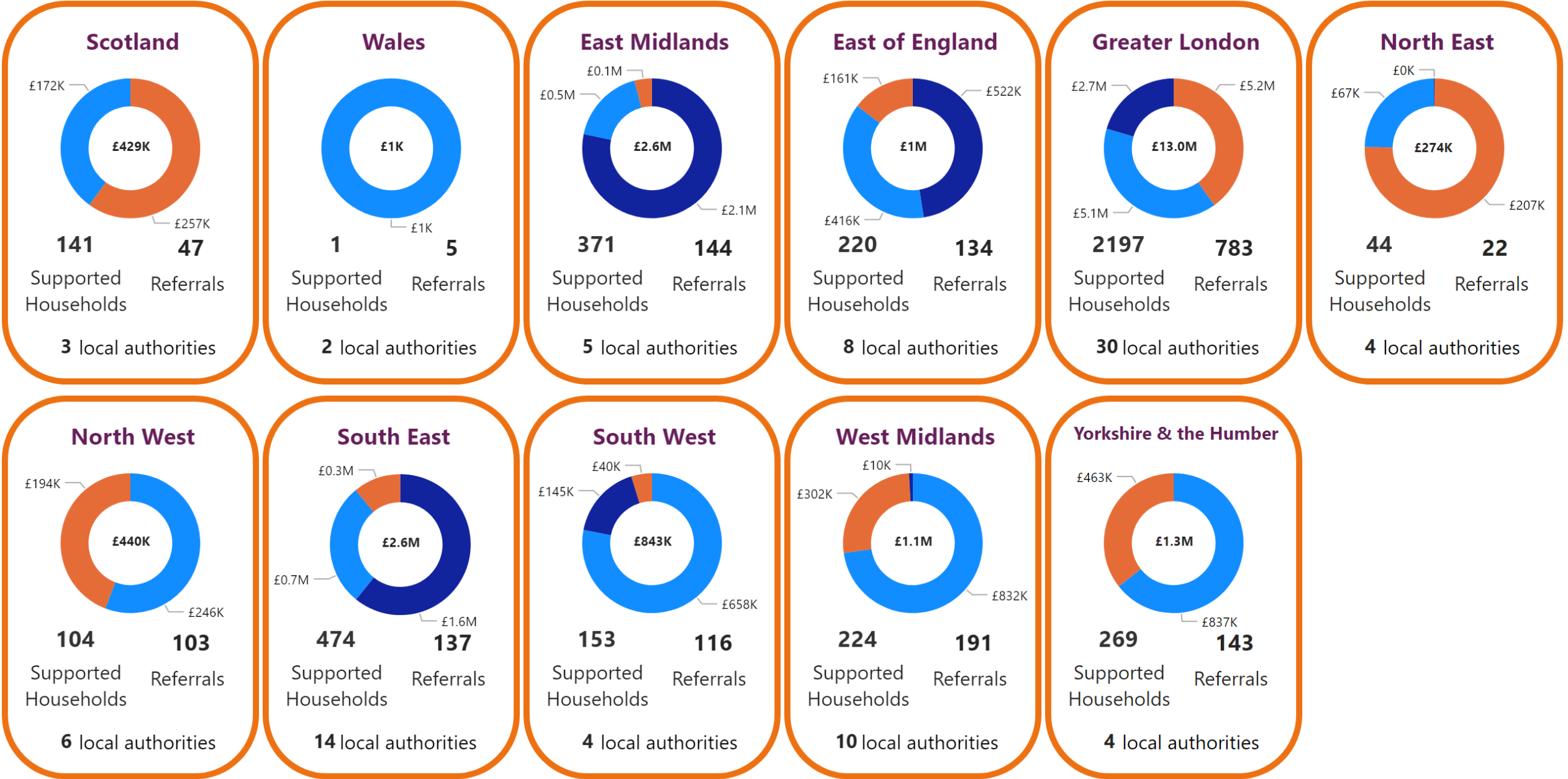


Supported Households

- Families
- Children & Care Leavers
- Adults

89 local authority subscribers

Geographical Breakdown



Adults with care and support needs

Local authorities uploading financial data:
59/89 subscribers

Barking and Dagenha	Barnet	Bexley
Birmingham	Bradford	Brighton and Hove
Bristol	Camden	Coventry
Croydon	Derby	Durham
Ealing	East Sussex	Edinburgh
Enfield	Gateshead	Glasgow
Greenwich	Hackney	Hammersmith and Fu
Hampshire	Haringey	Havering
Hillingdon	Hounslow	Islington
Kensington and Chels	Kent	Kirklees
Lambeth	Lancashire	Leeds
Leicester	Lewisham	Luton
Manchester	Merton	Middlesbrough
Milton Keynes	Newcastle	Newham
Norfolk	Redbridge	Rochdale
Salford	Sheffield	Slough
Southampton	Southend on Sea	Southwark
Stoke	Surrey	Thurrock
Tower Hamlets	Walsall	Wandsworth
Westminster	Wolverhampton	

Referrals and Supported Households

	Q1	Q2	Q3	Q4	Year-to-date
New referrals	682	608	645		1935
New households taken on for support	146	146	126		418
Supported households closed	125	126	129		380

Time on support

	Q1	Q2	Q3	Q4	Year-to-date
Average number of days on support	913	922	966		881
Households supported for 1000 days	369	381	407		441
1000 day households as % of total	31%	31%	33%		30%

Support Costs

	Q1	Q2	Q3	Q4	Year-to-date
Supported households	1202	1223	1223		1474
Dependents of supported households	124	138	129		170
Person-related cost	£1.1M	£1.1M	£1.2M		£3.4M
Property-related cost	£5.9M	£6.0M	£6.0M		£17.9M
Total quarterly cost	£7.0M	£7.1M	£7.2M		£21.4M
Average quarterly cost per household	£5.8K	£5.8K	£5.9K		£14.5K

Immigration Status of Supported Households - Adults with care and support needs

UK Data Report -
Q3 FY 2024/25

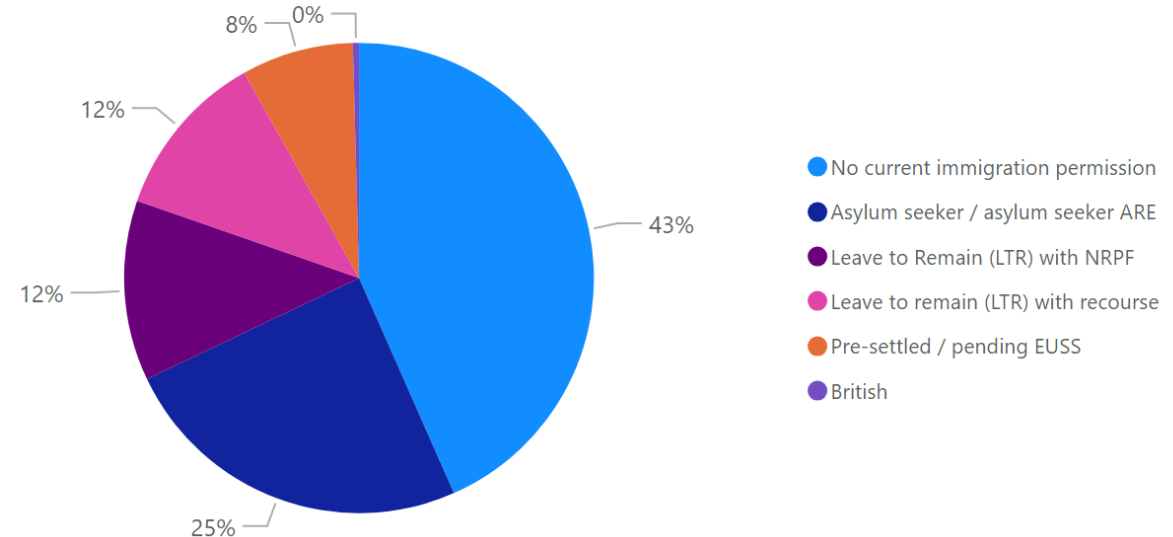
Immigration status - financially supported in Q3

Immigration Status	Immigration Status Group	Count	Percentage
Illegal entrant / Deception - claimed asylum	Asylum seeker / asylum seeker ARE	117	9.57%
In Country Asylum Seeker	Asylum seeker / asylum seeker ARE	17	1.39%
Overstayer / Breach - claimed asylum	Asylum seeker / asylum seeker ARE	142	11.61%
Port Case	Asylum seeker / asylum seeker ARE	17	1.39%
Awaiting first immigration check	Awaiting first immigration check	29	2.37%
British	British	5	0.41%
Hong Kong BN(O) Visa	Leave to Remain (LTR) with NRPF	3	0.25%
Leave to Enter as visitor - NRPF	Leave to Remain (LTR) with NRPF	7	0.57%
Limited leave with NRPF (10 year route)	Leave to Remain (LTR) with NRPF	19	1.55%
Limited leave with NRPF (other)	Leave to Remain (LTR) with NRPF	119	9.73%
DDV Concession	Leave to remain (LTR) with recourse	7	0.57%
Discretionary Leave (DL) - other	Leave to remain (LTR) with recourse	8	0.65%
Humanitarian Protection	Leave to remain (LTR) with recourse	1	0.08%
Indefinite Leave	Leave to remain (LTR) with recourse	13	1.06%
Limited leave with recourse to public funds (10 year route)	Leave to remain (LTR) with recourse	25	2.04%
Limited leave with recourse to public funds (following COC)	Leave to remain (LTR) with recourse	4	0.33%
Limited leave with recourse to public funds (other)	Leave to remain (LTR) with recourse	55	4.50%
Refugee Status	Leave to remain (LTR) with recourse	12	0.98%
Settled status ILR (EUSS)	Leave to remain (LTR) with recourse	13	1.06%
EEA / family member (resident Dec 20)- unlawfully present	No current immigration permission	18	1.47%
EEA family permit	No current immigration permission	2	0.16%
EEA national	No current immigration permission	2	0.16%
EEA national - no record on HO systems	No current immigration permission	2	0.16%
EEA National / Dependant	No current immigration permission	2	0.16%
Illegal entrant / Deception - did not claim asylum	No current immigration permission	58	4.74%
No record held by Home Office	No current immigration permission	3	0.25%
Overstayer / Breach - did not claim asylum	No current immigration permission	317	25.92%
Status not confirmed	No current immigration permission	114	9.32%
EUSS application submitted after 30 June 2021	Pre-settled / pending EUSS	2	0.16%
EUSS application submitted in time	Pre-settled / pending EUSS	10	0.82%
EUSS application submitted pre-30 June 2021	Pre-settled / pending EUSS	8	0.65%
Pre-settled status LTR (EUSS)	Pre-settled / pending EUSS	72	5.89%
Total		1223	100.00%

Summary of immigration status - supported in Q3‡

Immigration Status Group	Count	Percentage
No current immigration permission	518	43.38%
Asylum seeker / asylum seeker ARE	293	24.54%
Leave to Remain (LTR) with NRPF	148	12.40%
Leave to remain (LTR) with recourse	138	11.56%
Pre-settled / pending EUSS	92	7.71%
British	5	0.42%
Total	1194	100.00%

Summary of immigration status - supported in Q3‡



Immigration Status of Referred Households - Adults with care and support needs

UK Data Report -
Q3 FY 2024/25

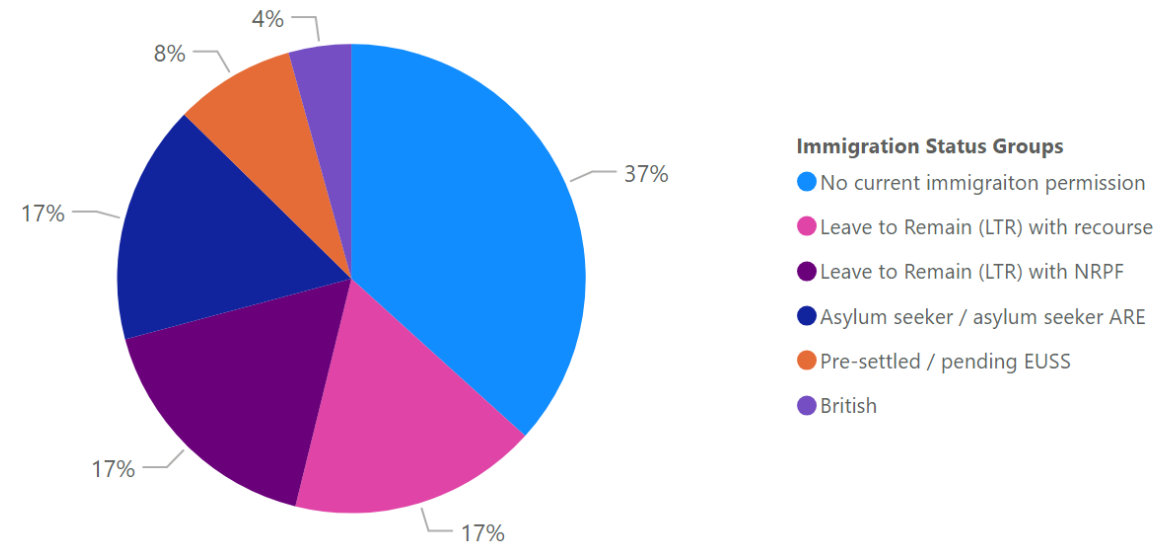
Immigration status - all referrals in Q3

Immigration Status	Immigration Status Groups	Count	Percentage
Illegal entrant / Deception - claimed asylum	Asylum seeker / asylum seeker ARE	36	5.58%
In Country Asylum Seeker	Asylum seeker / asylum seeker ARE	23	3.57%
Overstayer / Breach - claimed asylum	Asylum seeker / asylum seeker ARE	40	6.20%
Port Case	Asylum seeker / asylum seeker ARE	4	0.62%
Awaiting first immigration check	Awaiting first immigration status check	21	3.26%
British	British	27	4.19%
Hong Kong BN(O) Visa	Leave to Remain (LTR) with NRPF	2	0.31%
Leave to Enter as visitor - NRPF	Leave to Remain (LTR) with NRPF	7	1.09%
Limited leave with NRPF (10 year route)	Leave to Remain (LTR) with NRPF	13	2.02%
Limited leave with NRPF (other)	Leave to Remain (LTR) with NRPF	84	13.02%
DDV Concession	Leave to Remain (LTR) with recourse	3	0.47%
Humanitarian Protection	Leave to Remain (LTR) with recourse	1	0.16%
Indefinite Leave	Leave to Remain (LTR) with recourse	34	5.27%
Limited leave with recourse to public funds (10 year route)	Leave to Remain (LTR) with recourse	4	0.62%
Limited leave with recourse to public funds (other)	Leave to Remain (LTR) with recourse	27	4.19%
Refugee Status	Leave to Remain (LTR) with recourse	12	1.86%
Settled status ILR (EUSS)	Leave to Remain (LTR) with recourse	26	4.03%
Illegal entrant / Deception - did not claim asylum	No current immigration permission	17	2.64%
Overstayer / Breach - did not claim asylum	No current immigration permission	114	17.67%
Status not confirmed	No current immigration permission	98	15.19%
EUSS application submitted after 30 June 2021	Pre-settled / pending EUSS	2	0.31%
EUSS application submitted in time	Pre-settled / pending EUSS	4	0.62%
EUSS application submitted out of time	Pre-settled / pending EUSS	4	0.62%
EUSS application submitted pre-30 June 2021	Pre-settled / pending EUSS	1	0.16%
EUSS family member permit	Pre-settled / pending EUSS	1	0.16%
Pre-settled status LTR (EUSS)	Pre-settled / pending EUSS	40	6.20%
Total		645	100.00%

Immigration status - all referrals in Q3‡

Immigration Status Groups	Count	Percentage
No current immigration permission	229	36.70%
Leave to Remain (LTR) with recourse	107	17.15%
Leave to Remain (LTR) with NRPF	106	16.99%
Asylum seeker / asylum seeker ARE	103	16.51%
Pre-settled / pending EUSS	52	8.33%
British	27	4.33%
Total	624	100.00%

Immigration status - all referrals in Q3‡



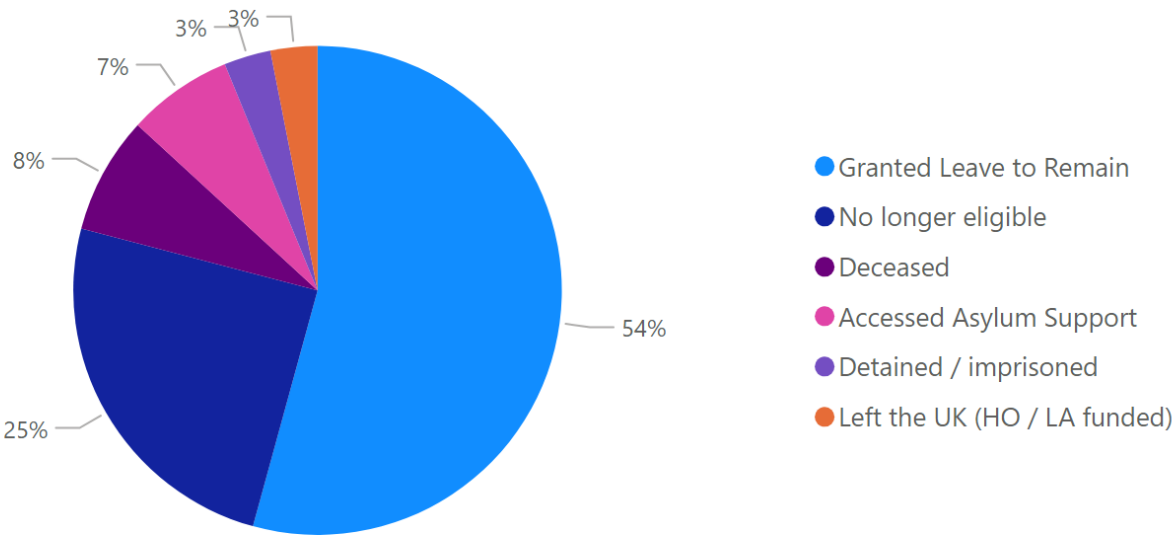
Closure reason - all closures in Q3

Reason for closure	Count	Percentage	Avg days on support
Granted Leave to Remain	70	54%	803
No longer eligible	32	25%	281
Deceased	10	8%	840
Accessed Asylum Support	9	7%	258
Detained / imprisoned	4	3%	620
Left the UK (HO / LA funded)	4	3%	764
Total	129	100%	632

Onward referral for those no longer eligible

Referral	Count	Percentage
Support accessed through friends / family	16	50%
Referred to borough where ordinary resident	5	16%
Employment	3	9%
NRM accommodation	3	9%
Mainstream benefits and housing services	2	6%
Refuge accommodation (not LA funded)	2	6%
Total	32	100%

Closure reason - all closures in Q3



Families with Children in Need

Local authorities uploading financial data:
81/89 subscribers

Barking and Dagenha	Barnet	Bedford
Bexley	Birmingham	Bradford
Brent	Brighton and Hove	Bristol
Bromley	Buckinghamshire	Camden
Coventry	Croydon	Derby
Dudley	Durham	Ealing
East Sussex	Edinburgh	Enfield
Essex	Gateshead	Glasgow
Gloucestershire	Greenwich	Hackney
Hammersmith and Fu	Hampshire	Haringey
Harrow	Havering	Hertfordshire
Hillingdon	Hounslow	Islington
Kensington and Chels	Kent	Kirklees
Lambeth	Lancashire	Leeds
Leicester	Lewisham	Liverpool
Luton	Manchester	Medway
Merton	Middlesbrough	Milton Keynes
Newham	Newport	Norfolk
Northamptonshire	Nottingham	Nottinghamshire
Oxfordshire	Peterborough	Portsmouth
Reading	Redbridge	Salford
Sandwell	Sheffield	Southampton
Southend on Sea	Southwark	Stoke
Surrey	Sutton	Telford and Wrekin
Thurrock	Tower Hamlets	Walsall
Waltham Forest	Wandsworth	Warwickshire
West Sussex	Westminster	Wolverhampton

Referrals and Supported Households

	Q1	Q2	Q3	Q4	Year-to-date
New referrals	945	939	940		2824
New households taken on for support	332	328	293		953
Supported households closed	278	322	293		893

Time on support

	Q1	Q2	Q3	Q4	Year-to-date
Average number of days on support	527	536	555		517
Households supported for 1000 days	325	356	371		433
1000 day households as % of total	17%	18%	19%		17%

Support Costs

	Q1	Q2	Q3	Q4	Year-to-date
Supported households	1913	1963	1934		2534
Dependents of supported households	3489	3510	3438		4570
Person-related cost	£2.0M	£2.0M	£2.0M		£5.9M
Property-related cost	£7.2M	£7.4M	£7.6M		£22.2M
Total quarterly cost	£9.2M	£9.4M	£9.5M		£28.1M
Average quarterly cost per household	£4.8K	£4.8K	£4.9K		£11.1K

Immigration Status of Supported Households - Families

UK Data Report -
Q3 FY 2024/25

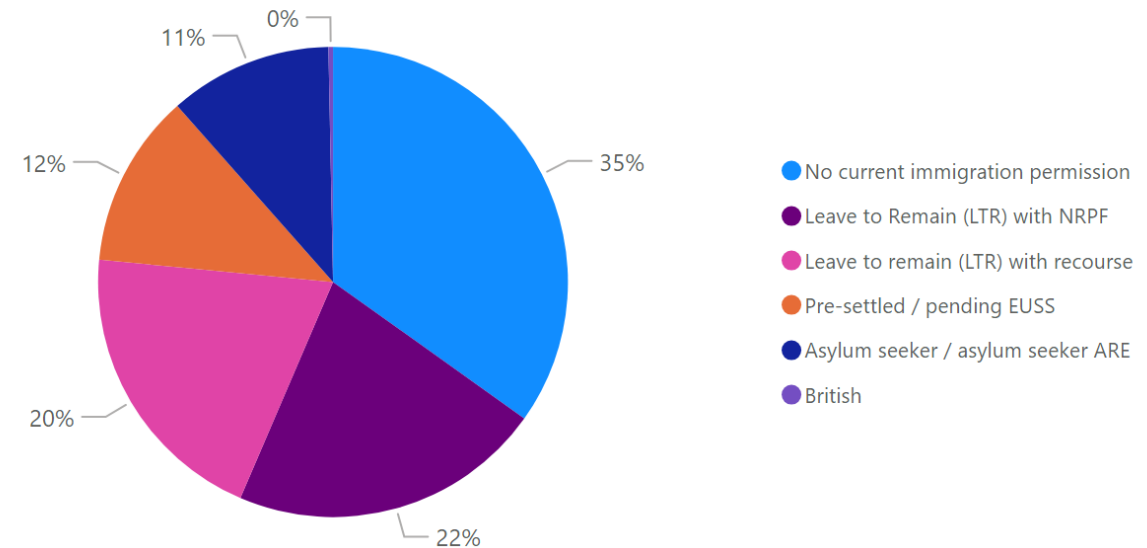
Immigration status - financially supported in Q3

Immigration Status	Immigration Status Group	Count	Percentage
Illegal entrant / Deception - claimed asylum	Asylum seeker / asylum seeker ARE	54	2.79%
In Country Asylum Seeker	Asylum seeker / asylum seeker ARE	28	1.45%
Overstayer / Breach - claimed asylum	Asylum seeker / asylum seeker ARE	119	6.15%
Port Case	Asylum seeker / asylum seeker ARE	12	0.62%
Awaiting first immigration check	Awaiting first immigration check	35	1.81%
British	British	6	0.31%
Leave to Enter as visitor - NRPF	Leave to Remain (LTR) with NRPF	22	1.14%
Limited leave with NRPF (10 year route)	Leave to Remain (LTR) with NRPF	49	2.53%
Limited leave with NRPF (other)	Leave to Remain (LTR) with NRPF	339	17.53%
DDV Concession	Leave to remain (LTR) with recourse	48	2.48%
Humanitarian Protection	Leave to remain (LTR) with recourse	2	0.10%
Indefinite Leave	Leave to remain (LTR) with recourse	24	1.24%
Limited leave with recourse to public funds (10 year route)	Leave to remain (LTR) with recourse	105	5.43%
Limited leave with recourse to public funds (following COC)	Leave to remain (LTR) with recourse	13	0.67%
Limited leave with recourse to public funds (other)	Leave to remain (LTR) with recourse	150	7.76%
Refugee Status	Leave to remain (LTR) with recourse	18	0.93%
Settled status ILR (EUSS)	Leave to remain (LTR) with recourse	21	1.09%
EEA / family member (resident Dec 20)- unlawfully present	No current immigration permission	18	0.93%
EEA derived right of residence (other)	No current immigration permission	2	0.10%
EEA national - no record on HO systems	No current immigration permission	1	0.05%
Illegal entrant / Deception - did not claim asylum	No current immigration permission	42	2.17%
Overstayer / Breach - did not claim asylum	No current immigration permission	519	26.84%
Status not confirmed	No current immigration permission	80	4.14%
EUSS application submitted after 30 June 2021	Pre-settled / pending EUSS	15	0.78%
EUSS application submitted in time	Pre-settled / pending EUSS	8	0.41%
EUSS application submitted out of time	Pre-settled / pending EUSS	2	0.10%
EUSS application submitted pre-30 June 2021	Pre-settled / pending EUSS	6	0.31%
Pre-settled status LTR (EUSS)	Pre-settled / pending EUSS	196	10.13%
Total		1934	100.00%

Summary of immigration status - supported in Q3‡

Immigration Status Group	Count	Percentage
No current immigration permission	662	34.86%
Leave to Remain (LTR) with NRPF	410	21.59%
Leave to remain (LTR) with recourse	381	20.06%
Pre-settled / pending EUSS	227	11.95%
Asylum seeker / asylum seeker ARE	213	11.22%
British	6	0.32%
Total	1899	100.00%

Summary of immigration status - supported in Q3‡



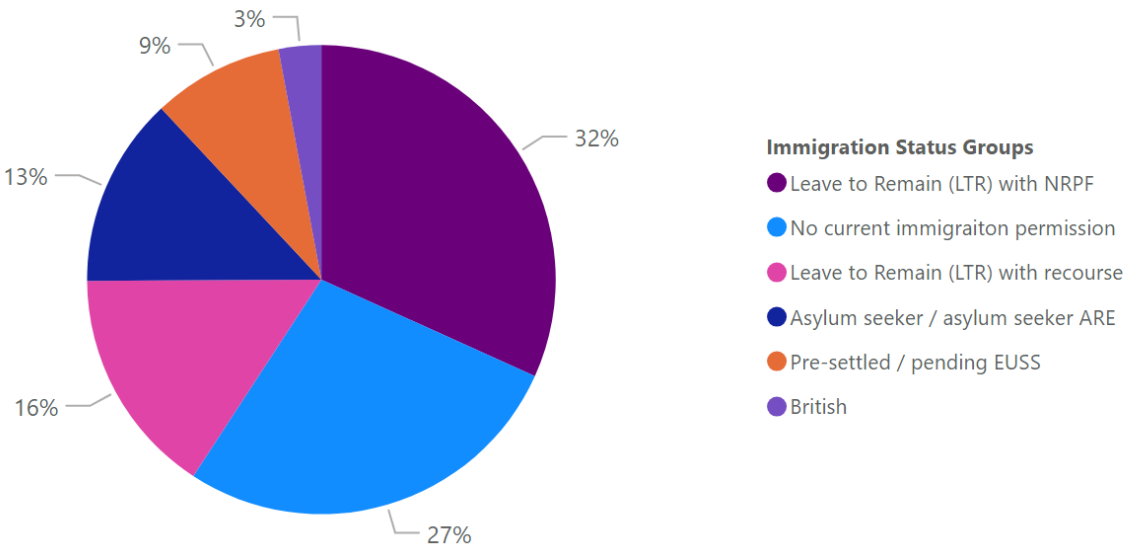
Immigration status - all referrals in Q3

Immigration Status	Immigration Status Groups	Count	Percentage
Illegal entrant / Deception - claimed asylum	Asylum seeker / asylum seeker ARE	51	5.43%
In Country Asylum Seeker	Asylum seeker / asylum seeker ARE	27	2.87%
Overstayer / Breach - claimed asylum	Asylum seeker / asylum seeker ARE	34	3.62%
Port Case	Asylum seeker / asylum seeker ARE	4	0.43%
Awaiting first immigration check	Awaiting first immigration status check	55	5.85%
British	British	26	2.77%
Leave to Enter as visitor - NRPF	Leave to Remain (LTR) with NRPF	8	0.85%
Limited leave with NRPF (10 year route)	Leave to Remain (LTR) with NRPF	33	3.51%
Limited leave with NRPF (other)	Leave to Remain (LTR) with NRPF	240	25.53%
DDV Concession	Leave to Remain (LTR) with recourse	12	1.28%
Humanitarian Protection	Leave to Remain (LTR) with recourse	1	0.11%
Indefinite Leave	Leave to Remain (LTR) with recourse	25	2.66%
Limited leave with recourse to public funds (10 year route)	Leave to Remain (LTR) with recourse	6	0.64%
Limited leave with recourse to public funds (following COC)	Leave to Remain (LTR) with recourse	2	0.21%
Limited leave with recourse to public funds (other)	Leave to Remain (LTR) with recourse	65	6.91%
Refugee Status	Leave to Remain (LTR) with recourse	11	1.17%
Settled status ILR (EUSS)	Leave to Remain (LTR) with recourse	17	1.81%
Illegal entrant / Deception - did not claim asylum	No current immigraiton permission	27	2.87%
Overstayer / Breach - did not claim asylum	No current immigraiton permission	139	14.79%
Status not confirmed	No current immigraiton permission	77	8.19%
EUSS application submitted after 30 June 2021	Pre-settled / pending EUSS	4	0.43%
EUSS application submitted in time	Pre-settled / pending EUSS	4	0.43%
EUSS application submitted out of time	Pre-settled / pending EUSS	3	0.32%
EUSS family member permit	Pre-settled / pending EUSS	3	0.32%
Pre-settled status LTR (EUSS)	Pre-settled / pending EUSS	66	7.02%
Total		940	100.00%

Immigration status - all referrals in Q3‡

Immigration Status Groups	Count	Percentage
Leave to Remain (LTR) with NRPF	281	31.75%
No current immigraiton permission	243	27.46%
Leave to Remain (LTR) with recourse	139	15.71%
Asylum seeker / asylum seeker ARE	116	13.11%
Pre-settled / pending EUSS	80	9.04%
British	26	2.94%
Total	885	100.00%

Immigration status - all referrals in Q3‡



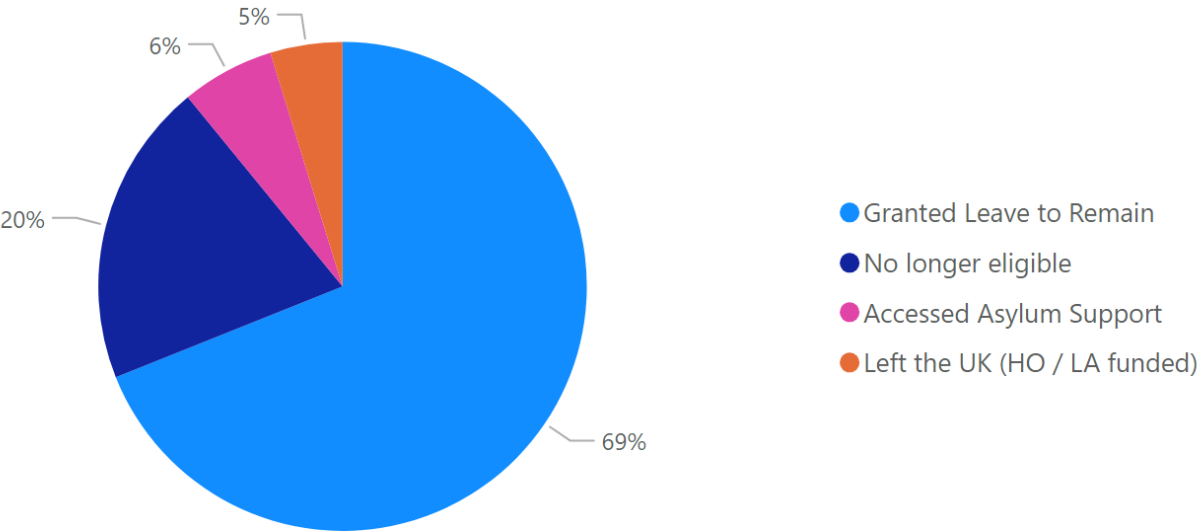
Closure reason - all closures in Q3

Reason for closure	Count	Percentage	Avg days on support
Granted Leave to Remain	202	69%	465
No longer eligible	59	20%	376
Accessed Asylum Support	18	6%	452
Left the UK (HO / LA funded)	14	5%	226
Total	293	100%	435

Onward referral for those no longer eligible

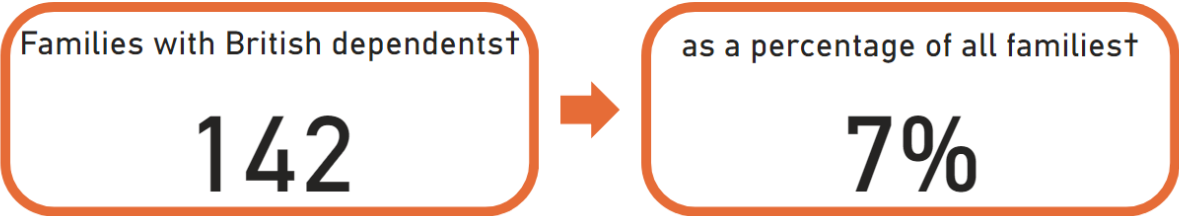
Referral	Count	Percentage
Support accessed through friends / family	29	49%
Mainstream benefits and housing services	11	19%
Employment	10	17%
Referred to borough where ordinary resident	8	14%
Refuge accommodation (not LA funded)	1	2%
Total	59	100%

Closure reason - all closures in Q3

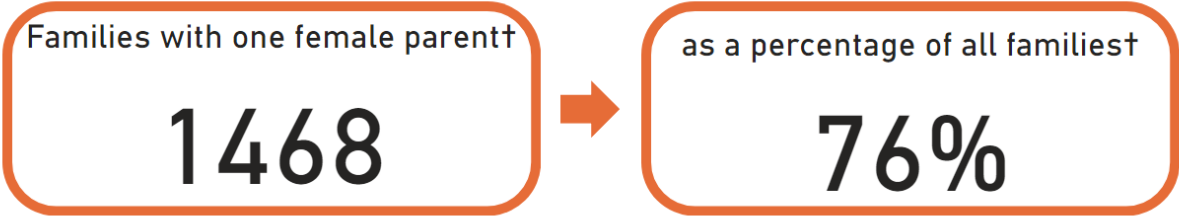
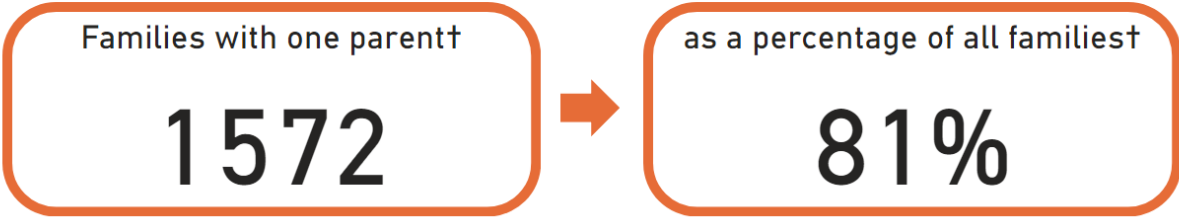


Following requests from our members, we have calculated the following figures:

Families with British Dependents



Single Parent Families



Looked after Children and Care Leavers

Local authorities uploading financial data:

36/89 subscribers

Bedford	Birmingham	Bristol
Bromley	Buckinghamshire	Croydon
Ealing	Gateshead	Gloucestershire
Hackney	Hampshire	Haringey
Havering	Hillingdon	Hounslow
Islington	Kent	Lambeth
Leicester	Lewisham	Milton Keynes
Newham	Norfolk	Northamptonshire
Nottingham	Nottinghamshire	Oxfordshire
Peterborough	Portsmouth	Reading
Redbridge	Surrey	Telford and Wrekin
Tower Hamlets	Waltham Forest	West Sussex

Referrals and Supported Households

	Q1	Q2	Q3	Q4	Year-to-date
New cases taken on for support	44	49	43		136
New cases	226	144	240		610
Cases closed	181	117	113		411

Open Cases

	Q1	Q2	Q3	Q4	Year-to-date
Open cases	3317	3235	3486		3683
Open cases under age of 18	589	499	942		869
Open cases aged 18-20	1526	1521	1420		1587
Open cases aged 21-24	1202	1215	1124		1227

Support Costs

	Q1	Q2	Q3	Q4	Year-to-date
Financially supported cases	1028	996	1001		1142
Person-related cost	£944K	£865K	£855K		£2.7M
Property-related cost	£5.63M	£5.89M	£5.96M		£17.5M
Total cost	£6.57M	£6.76M	£6.82M		£20.2M
Average cost per case	£6.4K	£6.79K	£6.81K		£17.5K

Immigration Status of Supported Households - Children and Care Leavers

UK Data Report -
Q3 FY 2024/25

Immigration status - open cases in Q3

Immigration Status	Immigration Status Groups	Count	Percentage
Illegal entrant / Deception - claimed asylum	Asylum seeker / asylum seeker ARE	1629	48.21%
In Country Asylum Seeker	Asylum seeker / asylum seeker ARE	267	7.90%
Overstayer / Breach - claimed asylum	Asylum seeker / asylum seeker ARE	125	3.70%
Port Case	Asylum seeker / asylum seeker ARE	111	3.28%
Awaiting first immigration check	Awaiting first immigration status check	36	1.07%
British	British	6	0.18%
Leave to Enter as visitor - NRPF	Leave to Remain (LTR) with NRPF	6	0.18%
Limited leave with NRPF (10 year route)	Leave to Remain (LTR) with NRPF	6	0.18%
Limited leave with NRPF (other)	Leave to Remain (LTR) with NRPF	23	0.68%
Discretionary leave - trafficking	Leave to Remain (LTR) with recourse	2	0.06%
Discretionary Leave (DL) - other	Leave to Remain (LTR) with recourse	13	0.38%
Humanitarian Protection	Leave to Remain (LTR) with recourse	38	1.12%
Indefinite Leave	Leave to Remain (LTR) with recourse	24	0.71%
Limited leave with recourse to public funds (10 year route)	Leave to Remain (LTR) with recourse	6	0.18%
Limited leave with recourse to public funds (other)	Leave to Remain (LTR) with recourse	92	2.72%
Refugee Status	Leave to Remain (LTR) with recourse	547	16.19%
Settled status ILR (EUSS)	Leave to Remain (LTR) with recourse	6	0.18%
UASC leave	Leave to Remain (LTR) with recourse	31	0.92%
EEA / family member (resident Dec 20)- unlawfully present	No current immigration permission	3	0.09%
EEA national	No current immigration permission	7	0.21%
EEA national - no record on HO systems	No current immigration permission	5	0.15%
Illegal entrant / Deception - did not claim asylum	No current immigration permission	81	2.40%
No record held by Home Office	No current immigration permission	47	1.39%
Overstayer / Breach - did not claim asylum	No current immigration permission	30	0.89%
Status not confirmed	No current immigration permission	201	5.95%
EUSS application submitted after 30 June 2021	Pre-settled / pending EUSS	1	0.03%
EUSS application submitted in time	Pre-settled / pending EUSS	1	0.03%
EUSS application submitted out of time	Pre-settled / pending EUSS	1	0.03%
EUSS application submitted pre-30 June 2021	Pre-settled / pending EUSS	13	0.38%
Family member of EEA national	Pre-settled / pending EUSS	5	0.15%
Pre-settled status LTR (EUSS)	Pre-settled / pending EUSS	16	0.47%
Total		3379	100.00%

Summary of immigration status - open cases in Q3†

Immigration Status Groups	Count	Percentage
Asylum seeker / asylum seeker ARE	2132	63.78%
Leave to Remain (LTR) with recourse	759	22.70%
No current immigration permission	374	11.19%
Pre-settled / pending EUSS	37	1.11%
Leave to Remain (LTR) with NRPF	35	1.05%
British	6	0.18%
Total	3343	100.00%

Summary of immigration status - open cases in Q3†

