



NRPF Connect Data Report Q1 2025/26

Yorkshire & the Humber

What is the NRPF Connect data report Q1 2025/26?

This data report collates and analyses the data recorded by councils in the Yorkshire & the Humber region using NRPF Connect in the first quarter of the 2025/26 financial year. It provides a summary of referrals made and the support provided by social care services for people with no recourse to public funds (NRPF). The data is used to inform policy recommendations.

What is NRPF Connect?

NRPF Connect is the national database and case management tool for councils to record details of households with NRPF that are being provided with accommodation and/or financial support by social services, hosted by the NRPF Network.

What support is recorded on NRPF Connect?

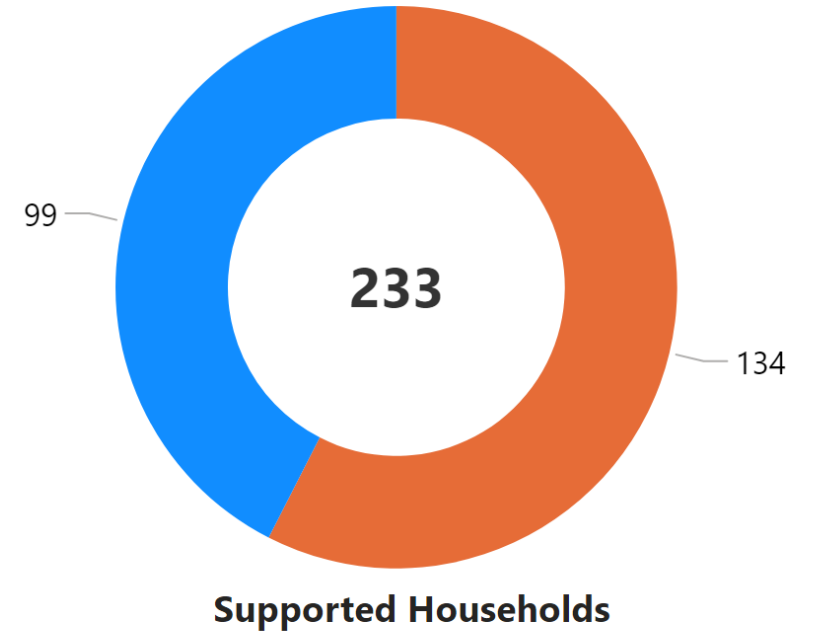
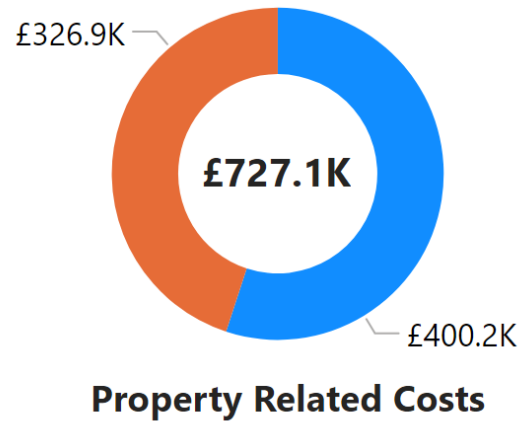
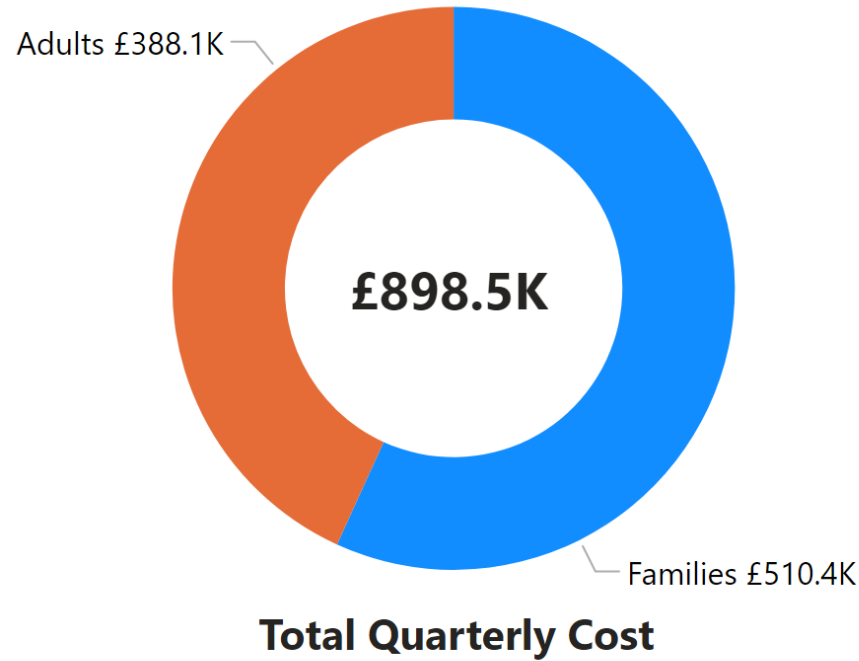
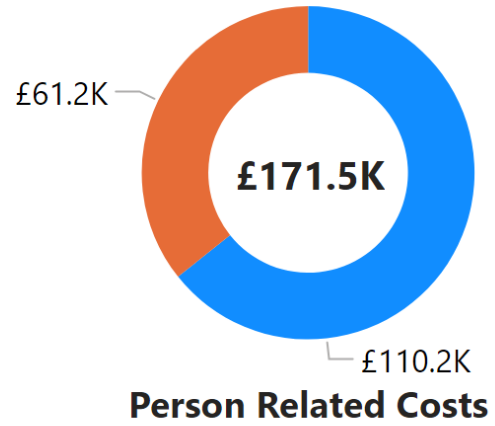
Councils can provide accommodation and financial support to people who are excluded from claiming benefits and mainstream housing assistance when statutory duties are engaged under social care legislation. Local authorities across the UK record the social care services they provide to families, adults with care needs, and care leavers with no recourse to public funds (NRPF). You can read more about NRPF support on the [NRPF Network website](#).

Notes on the data

- "Adults" refers to adults with care needs provided with support under S18(1) Care Act 2014, S19(1) Care Act 2014, S12 Social Work (Scotland) Act 1968, P7 Housing Act 1996, S1 Localism Act 2011, or S117 Mental Health Act 1983.
- "Families" refers to families with a child in need with support under S17 Children Act 1989 or S22 Children (Scotland) Act 1995.
- "Children and care leavers" refers to looked after children and young people leaving care supported under Children (Leaving Care) Act 2000, S20 Children Act 1989, S25 Children (Scotland) Act 1995, or S29 & S30 Children (Scotland) Act 1995.
- "Support costs" relate to accommodation and financial support (subsistence) costs only, and do not include staffing or other costs incurred by councils delivering support to NRPF households.
- Data was last downloaded from NRPF Connect on 13/10/2025

Key

‡ - Those awaiting a first immigration check have been removed from the summary



- Families
- Children & Care Leavers
- Adults

4 local authority subscribers

Adults with care and support needs

Local authorities uploading financial data:

4 / 4 subscribers

Bradford	Kirklees	Leeds
Sheffield		

Referrals and Supported Households

	Q1	Q2	Q3	Q4
New referrals	79			
New households taken on for support	29			
Supported households closed	42			

Time on support

	Q1	Q2	Q3	Q4
Average number of days on support	660			
Households supported for 1000 days	18			
1000 day households as % of total	13%			

Support Costs

	Q1	Q2	Q3	Q4
Supported households	134			
Dependents of supported households	8			
Person-related cost	£61.2K			
Property-related cost	£326.9K			
Total quarterly cost	£388.1K			
Average quarterly cost per household	£2.9K			

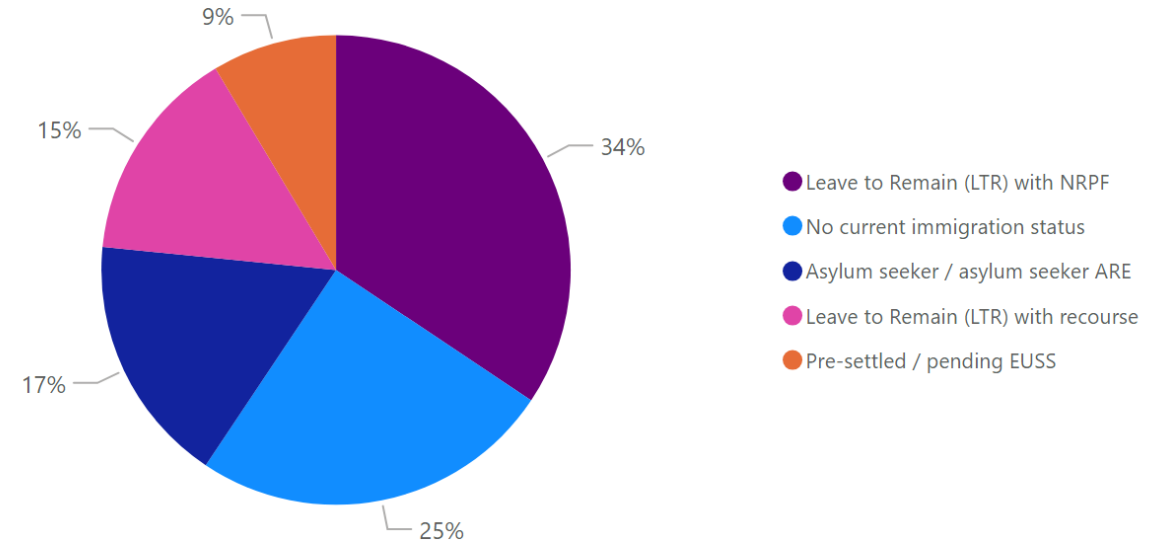
Immigration status - financially supported in Q1

Immigration Status	Immigration Status Group	Count	Percentage
Illegal entrant / Deception - claimed asylum	Asylum seeker / asylum seeker ARE	10	7.46%
Overstayer / Breach - claimed asylum	Asylum seeker / asylum seeker ARE	11	8.21%
Port Case	Asylum seeker / asylum seeker ARE	1	0.75%
Awaiting first immigration check	Awaiting first immigration check	6	4.48%
Leave to Enter as visitor - NRPF	Leave to Remain (LTR) with NRPF	2	1.49%
Limited leave with NRPF (10 year route)	Leave to Remain (LTR) with NRPF	1	0.75%
Limited leave with NRPF (other)	Leave to Remain (LTR) with NRPF	41	30.60%
DDV Concession	Leave to Remain (LTR) with recourse	2	1.49%
Limited leave with recourse to public funds (other)	Leave to Remain (LTR) with recourse	16	11.94%
Settled status ILR (EUSS)	Leave to Remain (LTR) with recourse	1	0.75%
EEA / family member (resident Dec 20)- unlawfully present	No current immigration status	1	0.75%
Illegal entrant / Deception - did not claim asylum	No current immigration status	2	1.49%
Overstayer / Breach - did not claim asylum	No current immigration status	21	15.67%
Status not confirmed	No current immigration status	8	5.97%
EUSS application submitted after 30 June 2021	Pre-settled / pending EUSS	1	0.75%
Pre-settled status LTR (EUSS)	Pre-settled / pending EUSS	10	7.46%
Total		134	100.00%

Summary of immigration status - supported in Q1‡

Immigration Status Group	Count	Percentage
Leave to Remain (LTR) with NRPF	44	34%
No current immigration status	32	25%
Asylum seeker / asylum seeker ARE	22	17%
Leave to Remain (LTR) with recourse	19	15%
Pre-settled / pending EUSS	11	9%
Total	128	100%

Summary of immigration status - supported in Q1‡



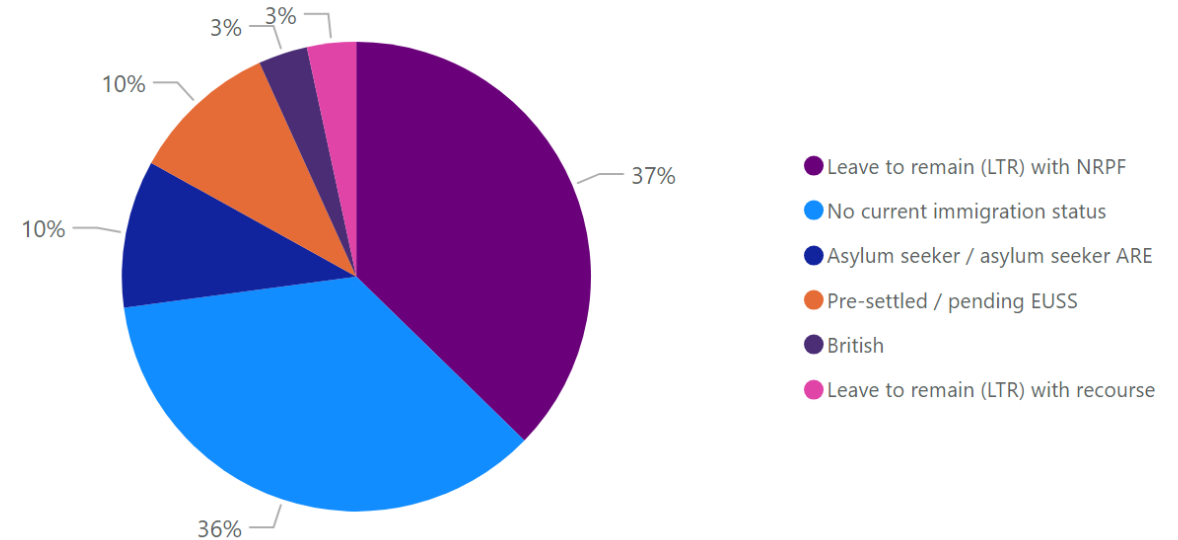
Immigration status - all referrals in Q1

Immigration Status	Immigration Status Groups	Count	Percentage
Illegal entrant / Deception - claimed asylum	Asylum seeker / asylum seeker ARE	1	1.27%
In Country Asylum Seeker	Asylum seeker / asylum seeker ARE	1	1.27%
Overstayer / Breach - claimed asylum	Asylum seeker / asylum seeker ARE	4	5.06%
Awaiting first immigration check	Awaiting first immigration check	20	25.32%
British	British	2	2.53%
Hong Kong BN(O) Visa	Leave to remain (LTR) with NRPF	1	1.27%
Limited leave with NRPF (other)	Leave to remain (LTR) with NRPF	21	26.58%
Refugee Status	Leave to remain (LTR) with recourse	1	1.27%
Settled status ILR (EUSS)	Leave to remain (LTR) with recourse	1	1.27%
Overstayer / Breach - did not claim asylum	No current immigration status	4	5.06%
Status not confirmed	No current immigration status	17	21.52%
EUSS application submitted in time	Pre-settled / pending EUSS	2	2.53%
Pre-settled status LTR (EUSS)	Pre-settled / pending EUSS	4	5.06%
Total		79	100.00%

Immigration status - all referrals in Q1‡

Immigration Status Groups	Count	Percentage
Leave to remain (LTR) with NRPF	22	37%
No current immigration status	21	36%
Asylum seeker / asylum seeker ARE	6	10%
Pre-settled / pending EUSS	6	10%
British	2	3%
Leave to remain (LTR) with recourse	2	3%
Total	59	100%

Immigration status - all referrals in Q1‡



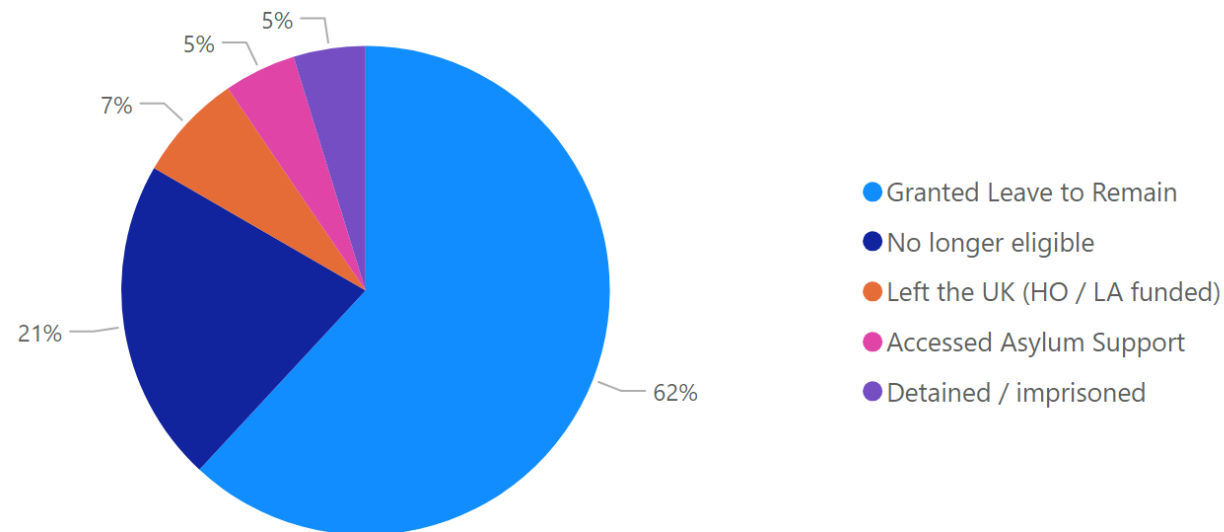
Closure reason - all closures in Q1

Reason for closure	Count	Percentage	Avg days on support
Granted Leave to Remain	26	62%	187
No longer eligible	9	21%	162
Left the UK (HO / LA funded)	3	7%	103
Accessed Asylum Support	2	5%	151
Detained / imprisoned	2	5%	817
Total	42	100%	204

Onward referral for those no longer eligible

Referral	Count	Avg days on support
NRM accommodation	4	88
Mainstream benefits and housing services	3	356
Support accessed through friends / family	2	17
Total	9	162

Closure reason - all closures in Q1



Families with Children in Need

Local authorities uploading financial data:

4 / 4 subscribers

Bradford

Kirklees

Leeds

Sheffield

Referrals and Supported Households

	Q1	Q2	Q3	Q4
New referrals	57			
New households taken on for support	22			
Supported households closed	32			

Time on support

	Q1	Q2	Q3	Q4
Average number of days on support	446			
Households supported for 1000 days	14			
1000 day households as % of total	14%			

Support Costs

	Q1	Q2	Q3	Q4
Supported households	99			
Dependents of supported households	180			
Person-related cost	£110.2K			
Property-related cost	£400.2K			
Total quarterly cost	£510.4K			
Average quarterly cost per household	£5.2K			

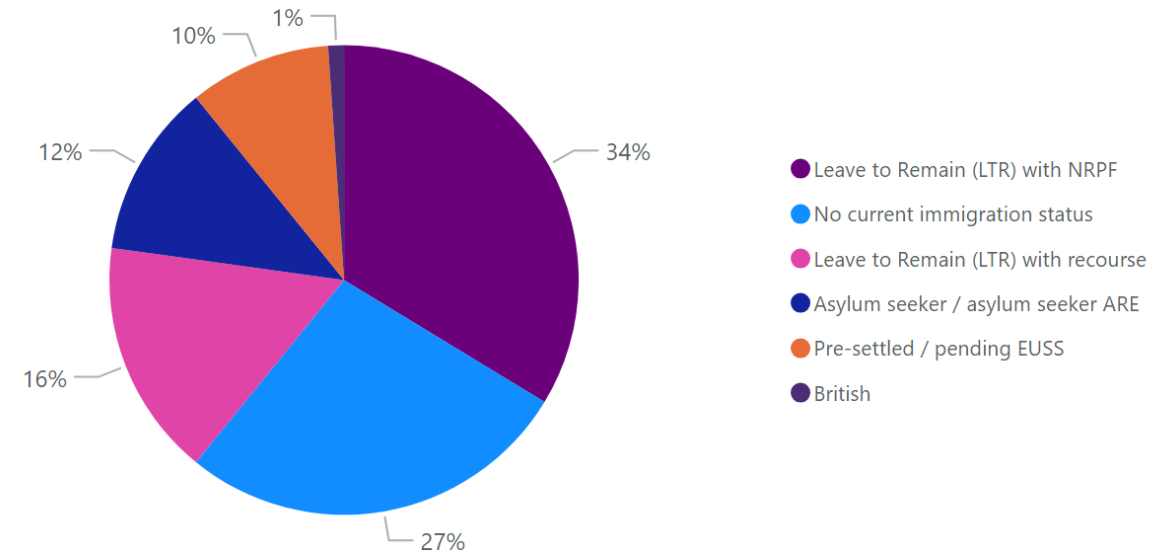
Immigration status - financially supported in Q1

Immigration Status	Immigration Status Group	Count	Percentage
Illegal entrant / Deception - claimed asylum	Asylum seeker / asylum seeker ARE	1	1.01%
In Country Asylum Seeker	Asylum seeker / asylum seeker ARE	2	2.02%
Overstayer / Breach - claimed asylum	Asylum seeker / asylum seeker ARE	7	7.07%
Port Case	Asylum seeker / asylum seeker ARE	1	1.01%
Awaiting first immigration check	Awaiting first immigration check	7	7.07%
British	British	1	1.01%
Limited leave with NRPF (10 year route)	Leave to Remain (LTR) with NRPF	4	4.04%
Limited leave with NRPF (other)	Leave to Remain (LTR) with NRPF	27	27.27%
Indefinite Leave	Leave to Remain (LTR) with recourse	5	5.05%
Limited leave with recourse to public funds (other)	Leave to Remain (LTR) with recourse	8	8.08%
Refugee Status	Leave to Remain (LTR) with recourse	2	2.02%
EEA / family member (resident Dec 20)- unlawfully present	No current immigration status	1	1.01%
Illegal entrant / Deception - did not claim asylum	No current immigration status	2	2.02%
Overstayer / Breach - did not claim asylum	No current immigration status	13	13.13%
Status not confirmed	No current immigration status	9	9.09%
EUSS application submitted out of time	Pre-settled / pending EUSS	1	1.01%
Pre-settled status LTR (EUSS)	Pre-settled / pending EUSS	8	8.08%
Total		99	100.00%

Summary of immigration status - supported in Q1‡

Immigration Status Group	Count	Percentage
Leave to Remain (LTR) with NRPF	31	34%
No current immigration status	25	27%
Leave to Remain (LTR) with recourse	15	16%
Asylum seeker / asylum seeker ARE	11	12%
Pre-settled / pending EUSS	9	10%
British	1	1%
Total	92	100%

Summary of immigration status - supported in Q1‡



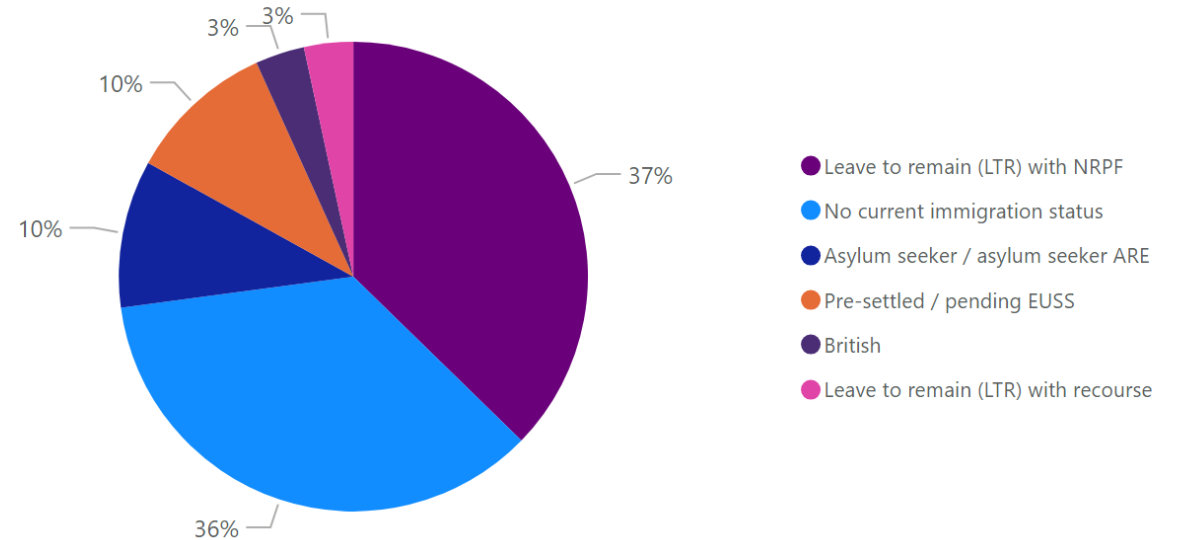
Immigration status - all referrals in Q1

Immigration Status	Immigration Status Group	Count	Percentage
Illegal entrant / Deception - claimed asylum	Asylum seeker / asylum seeker ARE	1	1.27%
In Country Asylum Seeker	Asylum seeker / asylum seeker ARE	1	1.27%
Overstayer / Breach - claimed asylum	Asylum seeker / asylum seeker ARE	4	5.06%
Awaiting first immigration check	Awaiting first immigration check	20	25.32%
British	British	2	2.53%
Hong Kong BN(O) Visa	Leave to remain (LTR) with NRPF	1	1.27%
Limited leave with NRPF (other)	Leave to remain (LTR) with NRPF	21	26.58%
Refugee Status	Leave to remain (LTR) with recourse	1	1.27%
Settled status ILR (EUSS)	Leave to remain (LTR) with recourse	1	1.27%
Overstayer / Breach - did not claim asylum	No current immigration status	4	5.06%
Status not confirmed	No current immigration status	17	21.52%
EUSS application submitted in time	Pre-settled / pending EUSS	2	2.53%
Pre-settled status LTR (EUSS)	Pre-settled / pending EUSS	4	5.06%
Total		79	100.00%

Immigration status - all referrals in Q1‡

Immigration Status Group	Count	Percentage
Asylum seeker / asylum seeker ARE	6	10%
British	2	3%
Leave to remain (LTR) with NRPF	22	37%
Leave to remain (LTR) with recourse	2	3%
No current immigration status	21	36%
Pre-settled / pending EUSS	6	10%
Total	59	100%

Immigration status - all referrals in Q1‡



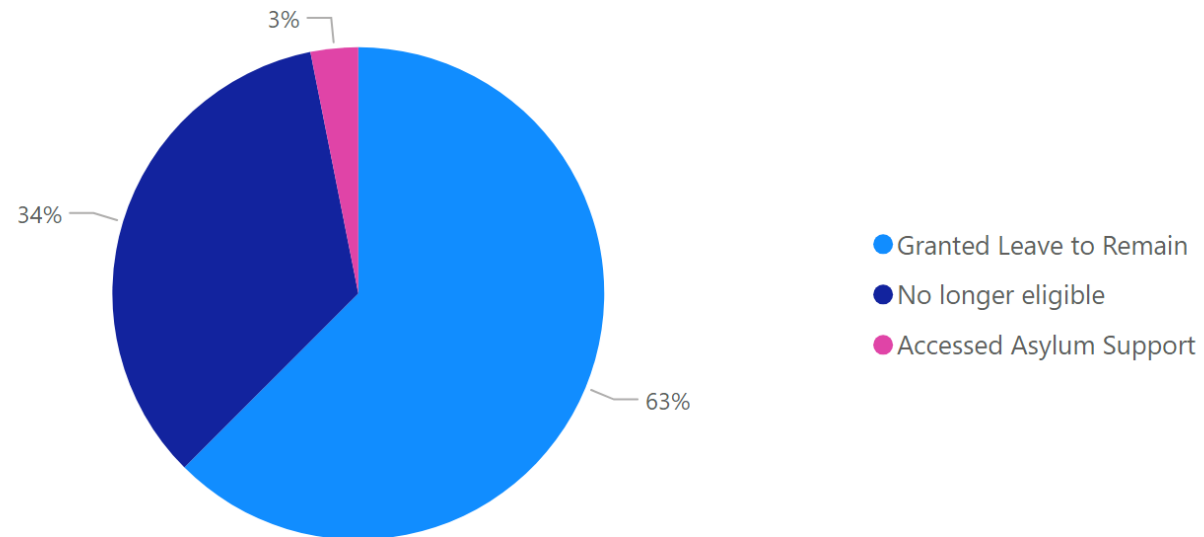
Closure reason - all closures in Q1

Reason for closure	Count	Percentage	Avg days on support
Granted Leave to Remain	20	63%	287
No longer eligible	11	34%	422
Accessed Asylum Support	1	3%	684
Total	32	100%	346

Onward referral for those no longer eligible

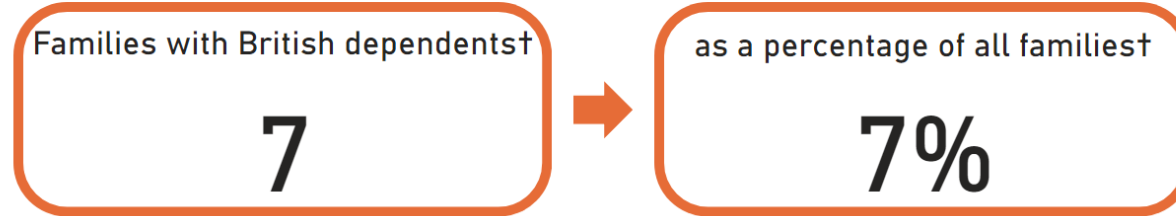
Referral	Count	Avg days on support
Mainstream benefits and housing services	5	512
Employment	4	191
Referred to borough where ordinary resident	2	661
Total	11	422

Closure reason - all closures in Q1

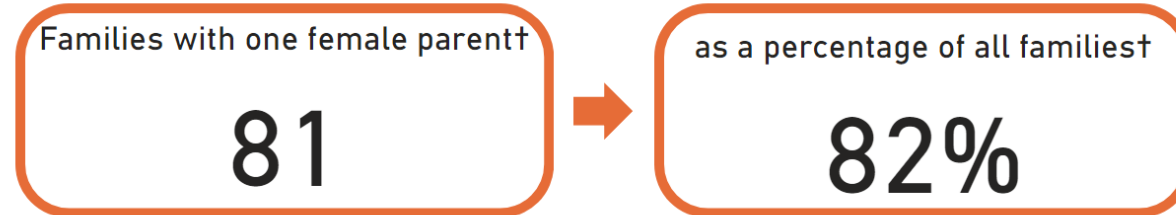
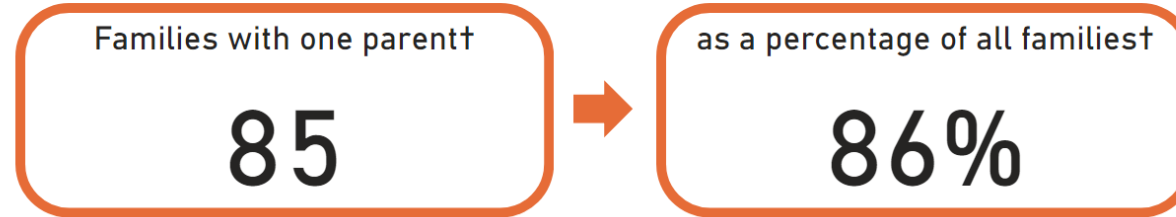


Following requests from our members, we have calculated the following figures:

Families with British Dependents



Single Parent Families



Looked after Children and Care Leavers

Local authorities uploading financial data:
(.../ 4 subscribers



Referrals and Supported Households

	Q1	Q2	Q3	Q4
New cases taken on for support	(Blank)			
New cases	(Blank)			
Cases closed	1			

Open Cases

	Q1	Q2	Q3	Q4
Open cases	5			
Open cases under age of 18	4			
Open cases aged 18-20	(Blank)			
Open cases aged 21-24	1			

Support Costs

	Q1	Q2	Q3	Q4
Financially supported cases	(Blank)			
Person-related cost	(Blank)			
Property-related cost	(Blank)			
Total cost	(Blank)			
Average cost per case	(Blank)			

Immigration status - open cases in Q1

Immigration Status	Immigration Status Group	Count	Percentage
Illegal entrant / Deception - claimed asylum	Asylum seeker / asylum seeker ARE	1	20.00%
EEA national	No current immigration status	1	20.00%
EEA national - no record on HO systems	No current immigration status	1	20.00%
No record held by Home Office	No current immigration status	1	20.00%
Status not confirmed	No current immigration status	1	20.00%
Total		5	100.00%

Summary of immigration status - open cases in Q1‡

Immigration Status Group	Count	Percentage
Asylum seeker / asylum seeker ARE	1	20%
No current immigration status	4	80%
Total	5	100%

Summary of immigration status - open cases in Q1‡

