



NRPF Connect Data Report Q2 2025/26

Yorkshire & the Humber

What is the NRPF Connect data report Q2 2025/26?

This data report collates and analyses the data recorded by councils in the Yorkshire & the Humber region using NRPF Connect in the second quarter of the 2025/26 financial year. It provides a summary of referrals made and the support provided by social care services for people with no recourse to public funds (NRPF). The data is used to inform policy recommendations.

What is NRPF Connect?

NRPF Connect is the national database and case management tool for councils to record details of households with NRPF that are being provided with accommodation and/or financial support by social services, hosted by the NRPF Network.

What support is recorded on NRPF Connect?

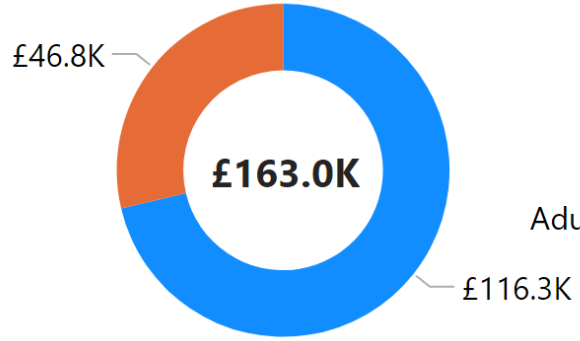
Councils can provide accommodation and financial support to people who are excluded from claiming benefits and mainstream housing assistance when statutory duties are engaged under social care legislation. Local authorities across the UK record the social care services they provide to families, adults with care needs, and care leavers with no recourse to public funds (NRPF). You can read more about NRPF support on the [NRPF Network website](#).

Notes on the data

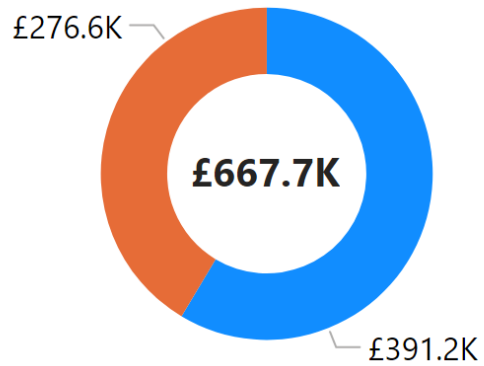
- “Adults” refers to adults with care needs provided with support under S18(1) Care Act 2014, S19(1) Care Act 2014, S12 Social Work (Scotland) Act 1968, P7 Housing Act 1996, S1 Localism Act 2011, or S117 Mental Health Act 1983.
- “Families” refers to families with a child in need with support under S17 Children Act 1989 or S22 Children (Scotland) Act 1995.
- “Children and care leavers” refers to looked after children and young people leaving care supported under Children (Leaving Care) Act 2000, S20 Children Act 1989, S25 Children (Scotland) Act 1995, or S29 & S30 Children (Scotland) Act 1995.
- “Support costs” relate to accommodation and financial support (subsistence) costs only, and do not include staffing or other costs incurred by councils delivering support to NRPF households.
- The case closure reason “Left the UK” refers to self funded, local authority funded, and voluntary Home Office funded departures.
- Data was last downloaded from NRPF Connect on 13/01/2025

Key

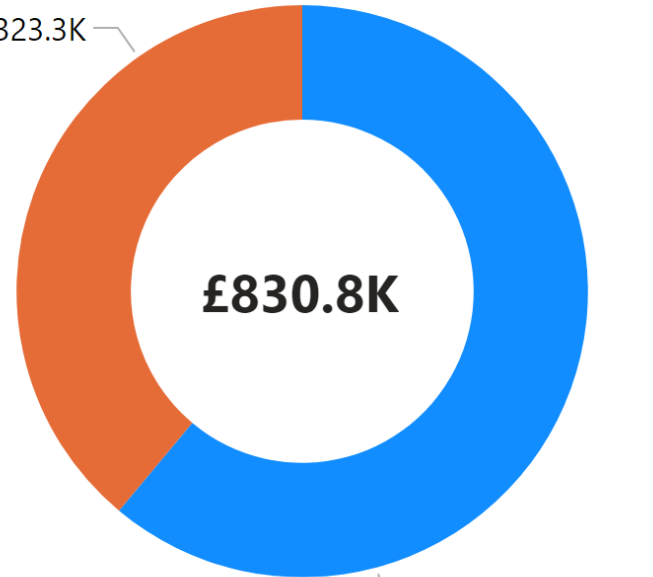
‡ - Those awaiting a first immigration check have been removed from the summary



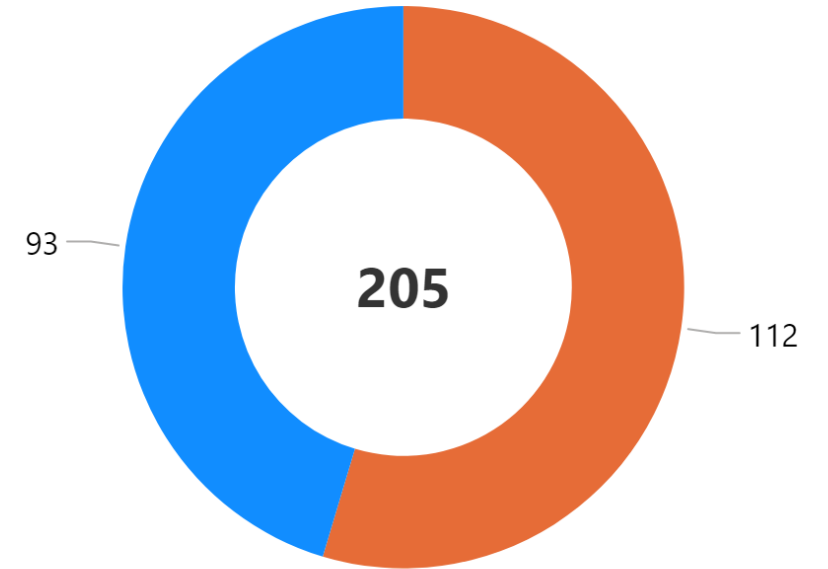
Person Related Costs



Property Related Costs



Total Quarterly Cost



Supported Households

- Families
- Children & Care Leavers
- Adults

4 local authority subscribers

Adults with care and support needs

Local authorities uploading financial data:

4 / 4 subscribers

Bradford	Kirklees	Leeds
Sheffield		

Referrals and Supported Households

	Q1	Q2	Q3	Q4	Year-to-date
New referrals	79	60			(Blank)
New households taken on for support	29	24			53
Supported households closed	44	45			89

Time on support

	Q1	Q2	Q3	Q4	Year-to-date
Average number of days on support	599	692			553
Households supported for 1000 days	17	21			21
1000 day households as % of total	13%	19%			13%

Support Costs

	Q1	Q2	Q3	Q4	Year-to-date
Supported households	132	112			156
Dependents of supported households	6	3			6
Person-related cost	£59.2K	£46.8K			£106.0K
Property-related cost	£307.9K	£276.6K			£584.5K
Total quarterly cost	£367.2K	£323.3K			£690.5K
Average quarterly cost per household	£2.8K	£2.9K			£4.4K

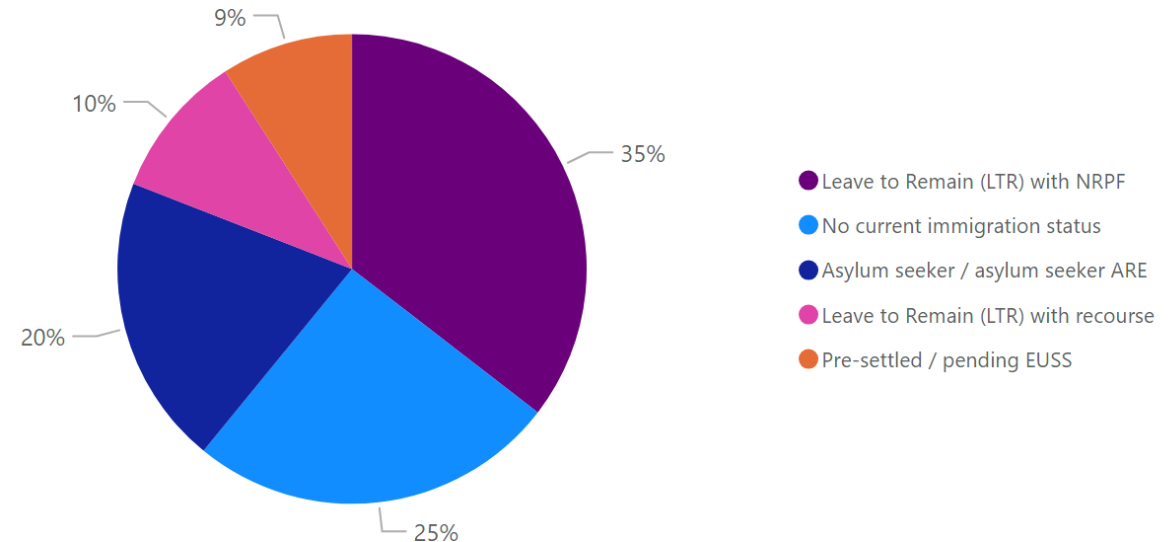
Immigration status - financially supported in Q2

Immigration Status	Immigration Status Group	Count	Percentage
Illegal entrant / Deception - claimed asylum	Asylum seeker / asylum seeker ARE	10	8.93%
Overstayer / Breach - claimed asylum	Asylum seeker / asylum seeker ARE	11	9.82%
Port Case	Asylum seeker / asylum seeker ARE	1	0.89%
Awaiting first immigration check	Awaiting first immigration check	2	1.79%
Leave to Enter as visitor - NRPF	Leave to Remain (LTR) with NRPF	2	1.79%
Limited leave with NRPF (10 year route)	Leave to Remain (LTR) with NRPF	3	2.68%
Limited leave with NRPF (other)	Leave to Remain (LTR) with NRPF	34	30.36%
DDV Concession	Leave to Remain (LTR) with recourse	1	0.89%
Indefinite Leave	Leave to Remain (LTR) with recourse	1	0.89%
Limited leave with recourse to public funds (other)	Leave to Remain (LTR) with recourse	9	8.04%
EEA / family member (resident Dec 20)- unlawfully present	No current immigration status	1	0.89%
Illegal entrant / Deception - did not claim asylum	No current immigration status	2	1.79%
Overstayer / Breach - did not claim asylum	No current immigration status	17	15.18%
Status not confirmed	No current immigration status	8	7.14%
EUSS application submitted after 30 June 2021	Pre-settled / pending EUSS	1	0.89%
Pre-settled status LTR (EUSS)	Pre-settled / pending EUSS	9	8.04%
Total		112	100.00%

Summary of immigration status - supported in Q2‡

Immigration Status Group	Count	Percentage
Leave to Remain (LTR) with NRPF	39	35%
No current immigration status	28	25%
Asylum seeker / asylum seeker ARE	22	20%
Leave to Remain (LTR) with recourse	11	10%
Pre-settled / pending EUSS	10	9%
Total	110	100%

Summary of immigration status - supported in Q2‡



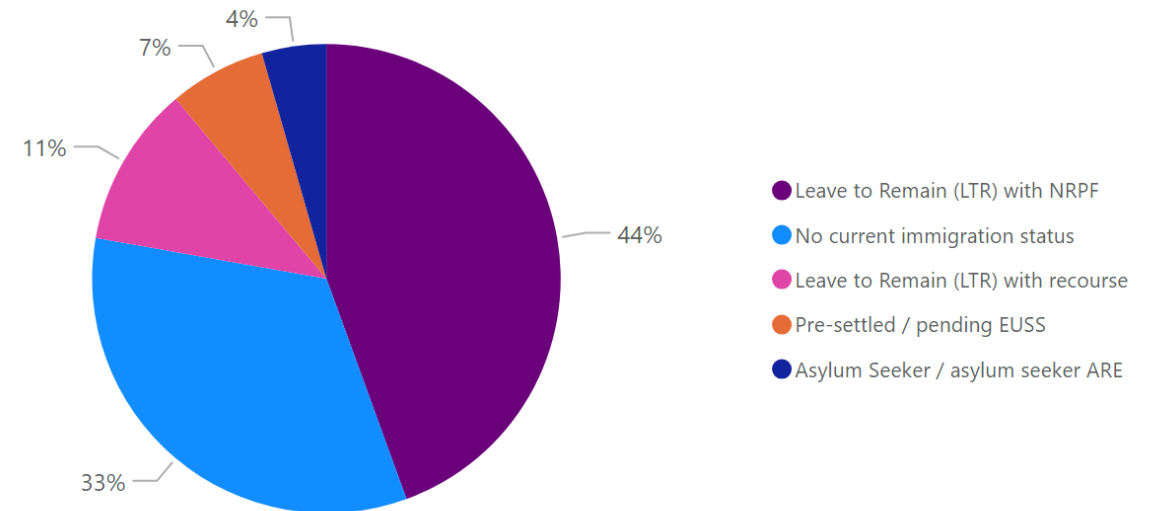
Immigration status - all referrals in Q2

Immigration Status	Immigration Status Group	Count	Percentage
Overstay / Breach - claimed asylum	Asylum Seeker / asylum seeker ARE	1	1.67%
Port Case	Asylum Seeker / asylum seeker ARE	1	1.67%
Awaiting first immigration check	Awaiting first immigration check	15	25.00%
Limited leave with NRPF (10 year route)	Leave to Remain (LTR) with NRPF	1	1.67%
Limited leave with NRPF (other)	Leave to Remain (LTR) with NRPF	19	31.67%
DDV Concession	Leave to Remain (LTR) with recourse	1	1.67%
Indefinite Leave	Leave to Remain (LTR) with recourse	2	3.33%
Settled status ILR (EUSS)	Leave to Remain (LTR) with recourse	2	3.33%
Overstay / Breach - did not claim asylum	No current immigration status	5	8.33%
Status not confirmed	No current immigration status	10	16.67%
Pre-settled status LTR (EUSS)	Pre-settled / pending EUSS	3	5.00%
Total		60	100.00%

Immigration status - all referrals in Q2‡

Immigration Status Group	Count	Percentage
Asylum Seeker / asylum seeker ARE	2	4%
Leave to Remain (LTR) with NRPF	20	44%
Leave to Remain (LTR) with recourse	5	11%
No current immigration status	15	33%
Pre-settled / pending EUSS	3	7%
Total	45	100%

Immigration status - all referrals in Q2‡



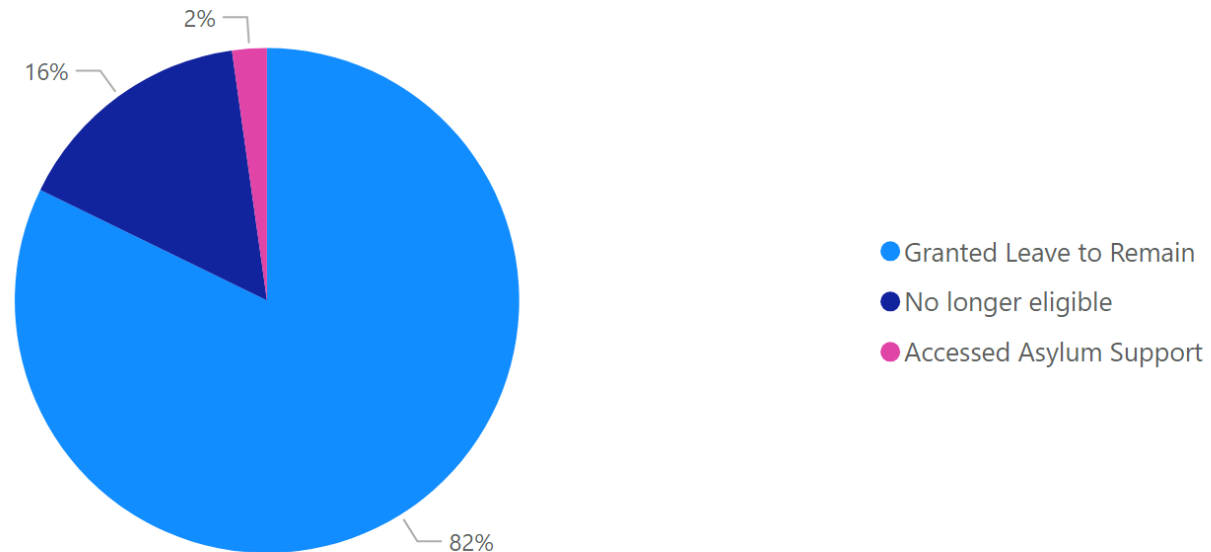
Closure reason - all closures in Q2

Reason for closure	Count	Percentage	Avg days on support
Granted Leave to Remain	37	82%	157
No longer eligible	7	16%	77
Accessed Asylum Support	1	2%	388
Total	45	100%	149

Onward referral for those no longer eligible

Referral	Count	Percentage
Support accessed through friends / family	3	43%
Mainstream benefits and housing services	2	29%
NRM accommodation	2	29%
Total	7	100%

Closure reason - all closures in Q2



Families with Children in Need

Local authorities uploading financial data:

4 / 4 subscribers

Bradford

Kirklees

Leeds

Sheffield

Referrals and Supported Households

	Q1	Q2	Q3	Q4	Year-to-date
New referrals	57	69			(Blank)
New households taken on for support	22	23			45
Supported households closed	32	24			56

Time on support

	Q1	Q2	Q3	Q4	Year-to-date
Average number of days on support	433	425			405
Households supported for 1000 days	13	12			15
1000 day households as % of total	13%	13%			12%

Support Costs

	Q1	Q2	Q3	Q4	Year-to-date
Supported households	102	93			125
Dependents of supported households	184	168			223
Person-related cost	£112.9K	£116.3K			£229.2K
Property-related cost	£424.5K	£391.2K			£815.7K
Total quarterly cost	£537.4K	£507.5K			£1.0M
Average quarterly cost per household	£5.3K	£5.5K			£8.4K

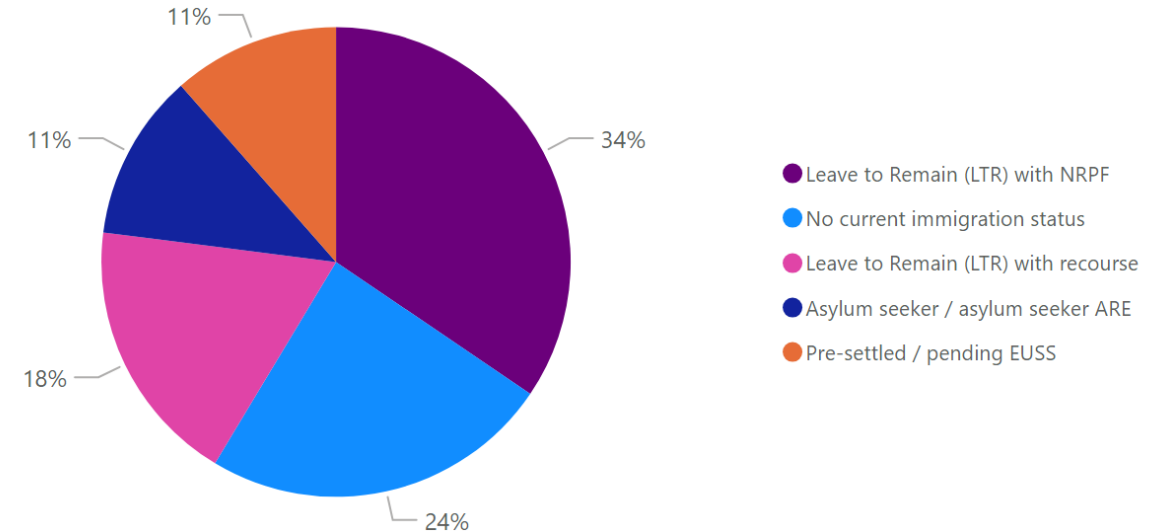
Immigration status - financially supported in Q2

Immigration Status	Immigration Status Group	Count	Percentage
Illegal entrant / Deception - claimed asylum	Asylum seeker / asylum seeker ARE	2	2.15%
Overstay / Breach - claimed asylum	Asylum seeker / asylum seeker ARE	8	8.60%
Awaiting first immigration check	Awaiting first immigration check	6	6.45%
Limited leave with NRPF (10 year route)	Leave to Remain (LTR) with NRPF	2	2.15%
Limited leave with NRPF (other)	Leave to Remain (LTR) with NRPF	28	30.11%
DDV Concession	Leave to Remain (LTR) with recourse	1	1.08%
Indefinite Leave	Leave to Remain (LTR) with recourse	5	5.38%
Limited leave with recourse to public funds (following COC)	Leave to Remain (LTR) with recourse	1	1.08%
Limited leave with recourse to public funds (other)	Leave to Remain (LTR) with recourse	9	9.68%
EEA / family member (resident Dec 20)- unlawfully present	No current immigration status	1	1.08%
Illegal entrant / Deception - did not claim asylum	No current immigration status	1	1.08%
Overstay / Breach - did not claim asylum	No current immigration status	13	13.98%
Status not confirmed	No current immigration status	6	6.45%
EUSS application submitted after 30 June 2021	Pre-settled / pending EUSS	1	1.08%
EUSS application submitted in time	Pre-settled / pending EUSS	2	2.15%
Pre-settled status LTR (EUSS)	Pre-settled / pending EUSS	7	7.53%
Total		93	100.00%

Summary of immigration status - supported in Q2‡

Immigration Status Group	Count	Percentage
Leave to Remain (LTR) with NRPF	30	34%
No current immigration status	21	24%
Leave to Remain (LTR) with recourse	16	18%
Asylum seeker / asylum seeker ARE	10	11%
Pre-settled / pending EUSS	10	11%
Total	87	100%

Summary of immigration status - supported in Q2‡



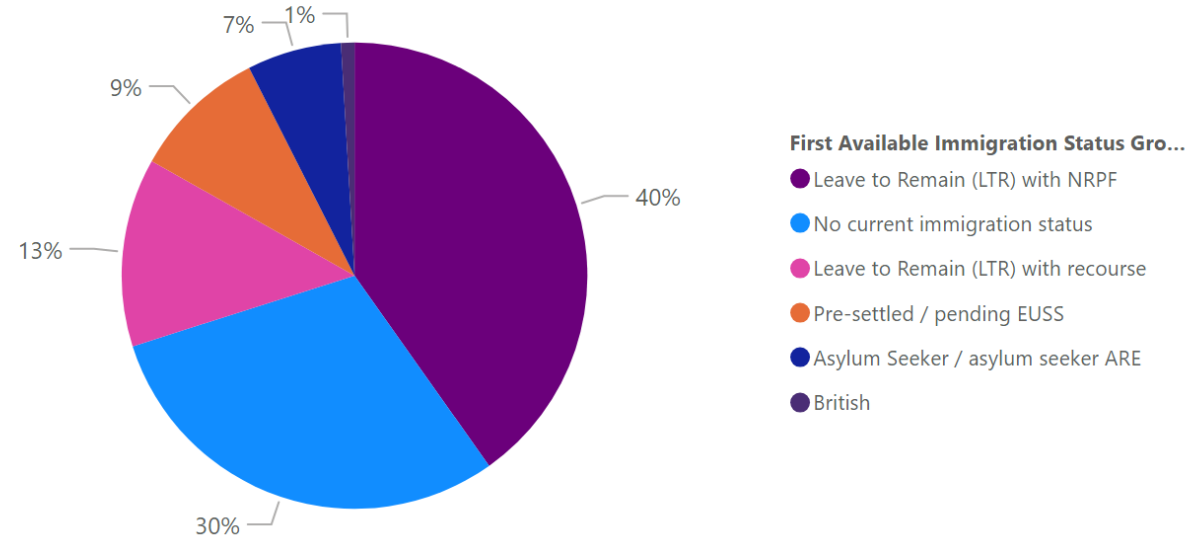
Immigration status - all referrals in Q2

Immigration Status	Immigration Status Group	Count	Percentage
Illegal entrant / Deception - claimed asylum	Asylum Seeker / asylum seeker ARE	1	0.78%
In Country Asylum Seeker	Asylum Seeker / asylum seeker ARE	1	0.78%
Overstayer / Breach - claimed asylum	Asylum Seeker / asylum seeker ARE	4	3.10%
Port Case	Asylum Seeker / asylum seeker ARE	1	0.78%
Awaiting first immigration check	Awaiting first immigration check	22	17.05%
British	British	1	0.78%
Leave to Enter as visitor - NRPF	Leave to Remain (LTR) with NRPF	1	0.78%
Limited leave with NRPF (10 year route)	Leave to Remain (LTR) with NRPF	2	1.55%
Limited leave with NRPF (other)	Leave to Remain (LTR) with NRPF	40	31.01%
DDV Concession	Leave to Remain (LTR) with recourse	2	1.55%
Indefinite Leave	Leave to Remain (LTR) with recourse	5	3.88%
Limited leave with recourse to public funds (10 year route)	Leave to Remain (LTR) with recourse	1	0.78%
Limited leave with recourse to public funds (other)	Leave to Remain (LTR) with recourse	3	2.33%
Settled status ILR (EUSS)	Leave to Remain (LTR) with recourse	3	2.33%
EEA / family member (resident Dec 20)- unlawfully present	No current immigration status	1	0.78%
Overstayer / Breach - did not claim asylum	No current immigration status	10	7.75%
Status not confirmed	No current immigration status	21	16.28%
Pre-settled status LTR (EUSS)	Pre-settled / pending EUSS	10	7.75%
Total		129	100.00%

Immigration status - all referrals in Q2‡

Immigration Status Group	Count	Percentage
Leave to Remain (LTR) with NRPF	43	40%
No current immigration status	32	30%
Leave to Remain (LTR) with recourse	14	13%
Pre-settled / pending EUSS	10	9%
Asylum Seeker / asylum seeker ARE	7	7%
British	1	1%
Total	107	100%

Immigration status - all referrals in Q2‡



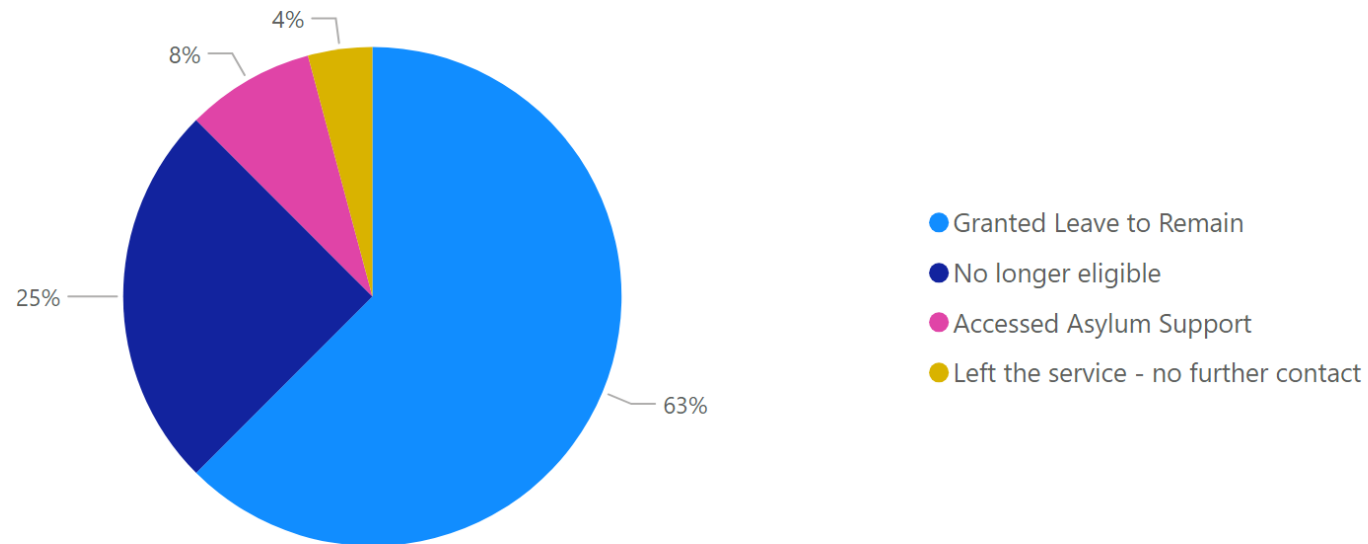
Closure reason - all closures in Q2

Reason for closure	Count	Percentage	Avg days on support
Granted Leave to Remain	15	63%	288
No longer eligible	6	25%	371
Accessed Asylum Support	2	8%	82
Left the service - no further contact	1	4%	129
Total	24	100%	285

Onward referral for those no longer eligible

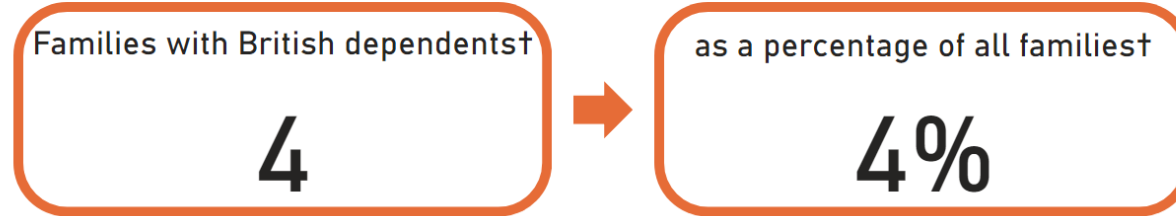
Referral	Count	Percentage
Support accessed through friends / family	3	50%
Refuge accommodation (not LA funded)	2	33%
Mainstream benefits and housing services	1	17%
Total	6	100%

Closure reason - all closures in Q2

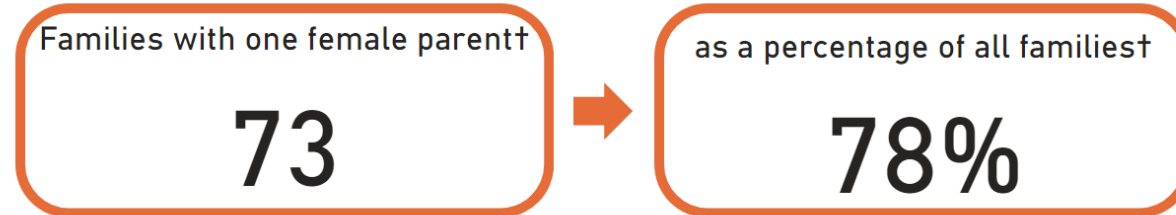
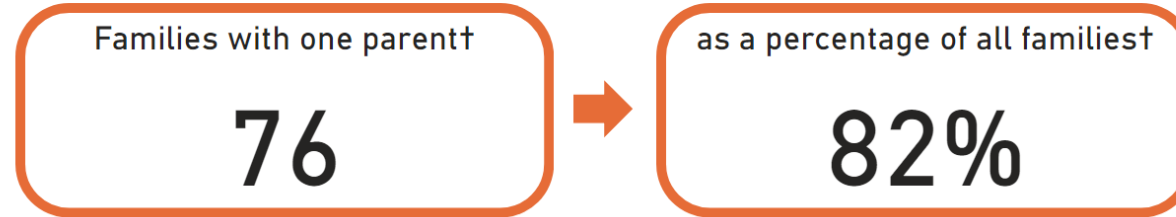


Following requests from our members, we have calculated the following figures:

Families with British Dependents



Single Parent Families



Looked after Children and Care Leavers

Local authorities uploading financial data:
(.../ 4 subscribers

Referrals and Supported Households

	Q1	Q2	Q3	Q4	Year-to-date
New cases taken on for support	(Blank)	(Blank)			(Blank)
New cases	(Blank)	(Blank)			(Blank)
Cases closed	1	(Blank)			1

Open Cases

	Q1	Q2	Q3	Q4	Year-to-date
Open cases	6	6			6
Open cases under age of 18	5	5			5
Open cases aged 18-20	(Blank)	(Blank)			(Blank)
Open cases aged 21-24	1	1			1

Support Costs

	Q1	Q2	Q3	Q4	Year-to-date
Financially supported cases	(Blank)	(Blank)			(Blank)
Person-related cost	(Blank)	(Blank)			(Blank)
Property-related cost	(Blank)	(Blank)			(Blank)
Total cost	(Blank)	(Blank)			(Blank)
Average cost per case	(Blank)	(Blank)			(Blank)

Immigration status - open cases in Q2

Immigration Status	Immigration Status Group	Count	Percentage
Illegal entrant / Deception - claimed asylum	Asylum Seeker / asylum seeker ARE	2	33.33%
EEA national	No current immigration status	1	16.67%
EEA national - no record on HO systems	No current immigration status	1	16.67%
No record held by Home Office	No current immigration status	1	16.67%
Status not confirmed	No current immigration status	1	16.67%
Total		6	100.00%

Summary of immigration status - open cases in Q2‡

Immigration Status Group	Count	Percentage
No current immigration status	4	67%
Asylum Seeker / asylum seeker ARE	2	33%
Total	6	100%

Summary of immigration status - open cases in Q2‡

