



NRPF Connect Data Report Q2 2025/26

North East

What is the NRPF Connect data report Q2 2025/26?

This data report collates and analyses the data recorded by councils in the North East region using NRPF Connect in the second quarter of the 2025/26 financial year. It provides a summary of referrals made and the support provided by social care services for people with no recourse to public funds (NRPF). The data is used to inform policy recommendations.

What is NRPF Connect?

NRPF Connect is the national database and case management tool for councils to record details of households with NRPF that are being provided with accommodation and/or financial support by social services, hosted by the NRPF Network.

What support is recorded on NRPF Connect?

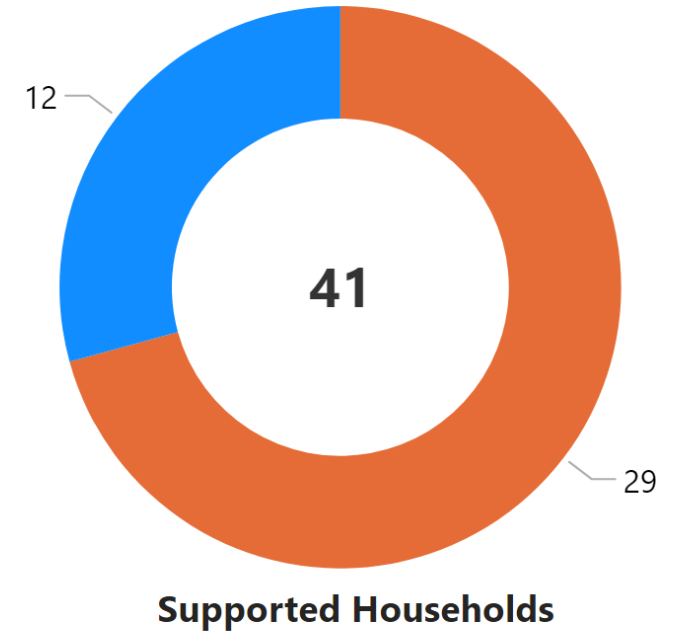
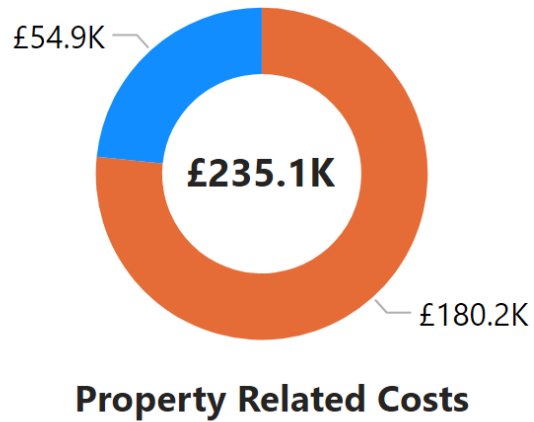
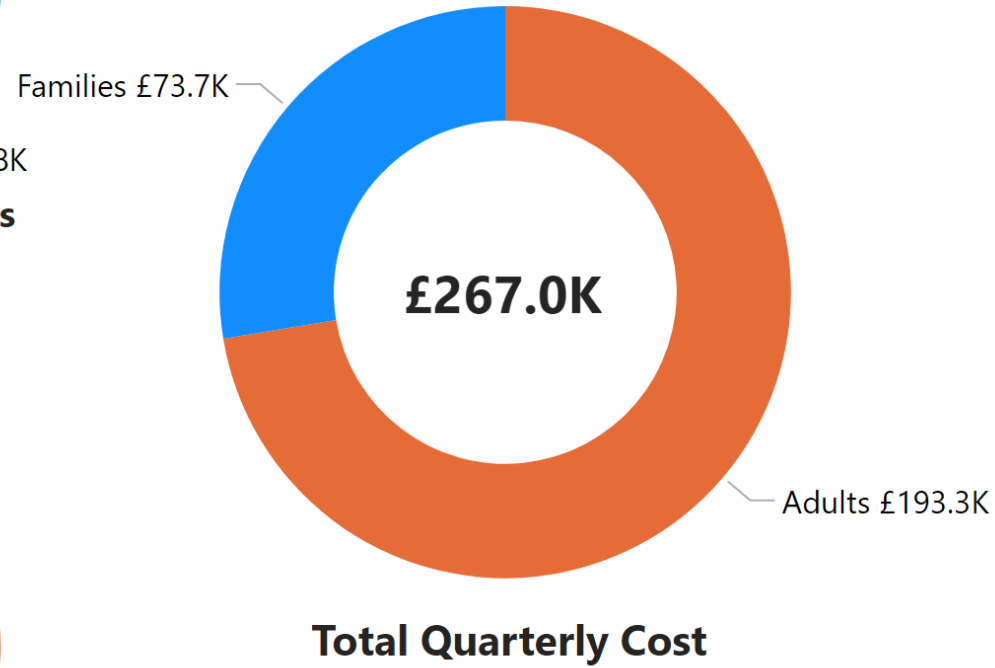
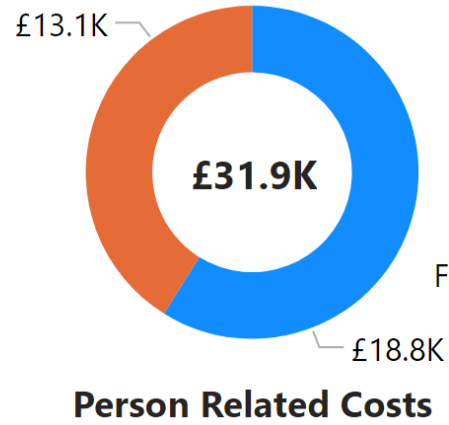
Councils can provide accommodation and financial support to people who are excluded from claiming benefits and mainstream housing assistance when statutory duties are engaged under social care legislation. Local authorities across the UK record the social care services they provide to families, adults with care needs, and care leavers with no recourse to public funds (NRPF). You can read more about NRPF support on the [NRPF Network website](#).

Notes on the data

- “Adults” refers to adults with care needs provided with support under S18(1) Care Act 2014, S19(1) Care Act 2014, S12 Social Work (Scotland) Act 1968, P7 Housing Act 1996, S1 Localism Act 2011, or S117 Mental Health Act 1983.
- “Families” refers to families with a child in need with support under S17 Children Act 1989 or S22 Children (Scotland) Act 1995.
- “Children and care leavers” refers to looked after children and young people leaving care supported under Children (Leaving Care) Act 2000, S20 Children Act 1989, S25 Children (Scotland) Act 1995, or S29 & S30 Children (Scotland) Act 1995.
- “Support costs” relate to accommodation and financial support (subsistence) costs only, and do not include staffing or other costs incurred by councils delivering support to NRPF households.
- The case closure reason “Left the UK” refers to self funded, local authority funded, and voluntary Home Office funded departures.
- Data was last downloaded from NRPF Connect on 13/01/2025

Key

‡ - Those awaiting a first immigration check have been removed from the summary



- Families
- Children & Care Leavers
- Adults

4 local authority subscribers

Adults with care and support needs

Local authorities uploading financial data:

4 / 4 subscribers

Durham	Gateshead	Middlesbrough
Newcastle		

Referrals and Supported Households

	Q1	Q2	Q3	Q4	Year-to-date
New referrals	28	13			(Blank)
New households taken on for support	3	(Blank)			3
Supported households closed	3	4			7

Time on support

	Q1	Q2	Q3	Q4	Year-to-date
Average number of days on support	1K	1K			1K
Households supported for 1000 days	14	15			16
1000 day households as % of total	44%	52%			50%

Support Costs

	Q1	Q2	Q3	Q4	Year-to-date
Supported households	32	29			32
Dependents of supported households	4	3			4
Person-related cost	£14.5K	£13.1K			£27.6K
Property-related cost	£195.3K	£180.2K			£375.5K
Total quarterly cost	£209.7K	£193.3K			£403.1K
Average quarterly cost per household	£6.6K	£6.7K			£12.6K

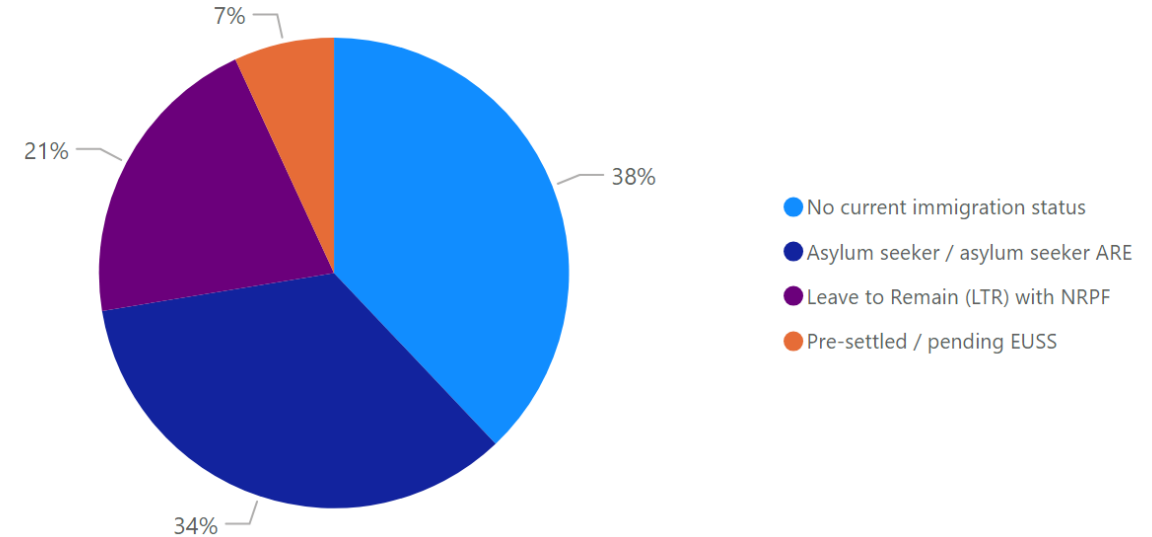
Immigration status - financially supported in Q2

Immigration Status	Immigration Status Group	Count	Percentage
Illegal entrant / Deception - claimed asylum	Asylum seeker / asylum seeker ARE	6	20.69%
Overstay / Breach - claimed asylum	Asylum seeker / asylum seeker ARE	4	13.79%
Hong Kong BN(O) Visa	Leave to Remain (LTR) with NRPF	1	3.45%
Limited leave with NRPF (other)	Leave to Remain (LTR) with NRPF	5	17.24%
EEA / family member (resident Dec 20)- unlawfully present	No current immigration status	2	6.90%
Illegal entrant / Deception - did not claim asylum	No current immigration status	1	3.45%
Overstay / Breach - did not claim asylum	No current immigration status	6	20.69%
Status not confirmed	No current immigration status	2	6.90%
Pre-settled status LTR (EUSS)	Pre-settled / pending EUSS	2	6.90%
Total		29	100.00%

Summary of immigration status - supported in Q2‡

Immigration Status Group	Count	Percentage
No current immigration status	11	38%
Asylum seeker / asylum seeker ARE	10	34%
Leave to Remain (LTR) with NRPF	6	21%
Pre-settled / pending EUSS	2	7%
Total	29	100%

Summary of immigration status - supported in Q2‡



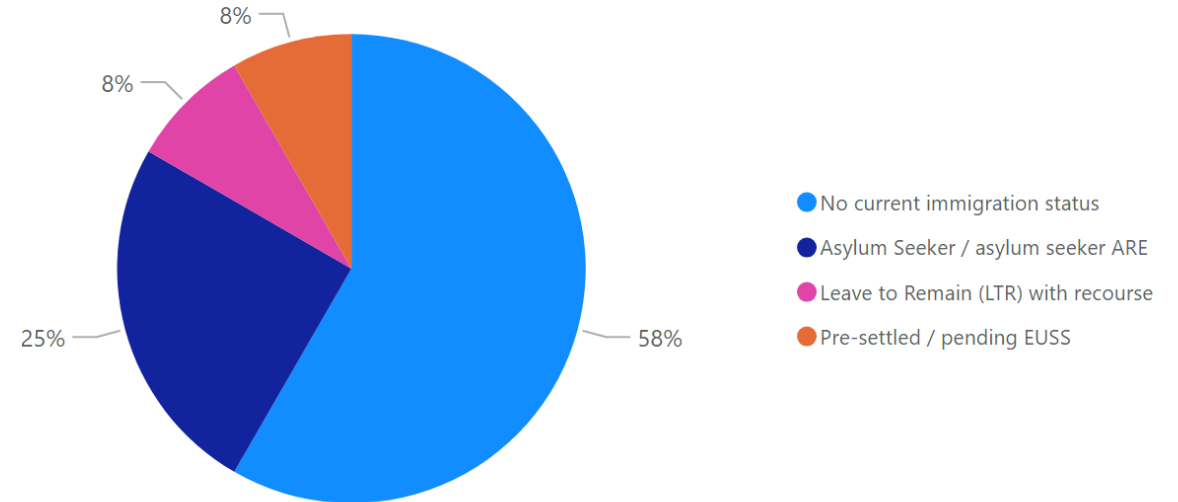
Immigration status - all referrals in Q2

Immigration Status	Immigration Status Group	Count	Percentage
Illegal entrant / Deception - claimed asylum	Asylum Seeker / asylum seeker ARE	1	7.69%
In Country Asylum Seeker	Asylum Seeker / asylum seeker ARE	1	7.69%
Port Case	Asylum Seeker / asylum seeker ARE	1	7.69%
Awaiting first immigration check	Awaiting first immigration check	1	7.69%
Limited leave with recourse to public funds (other)	Leave to Remain (LTR) with recourse	1	7.69%
Illegal entrant / Deception - did not claim asylum	No current immigration status	1	7.69%
Overstay / Breach - did not claim asylum	No current immigration status	1	7.69%
Status not confirmed	No current immigration status	5	38.46%
Pre-settled status LTR (EUSS)	Pre-settled / pending EUSS	1	7.69%
Total		13	100.00%

Immigration status - all referrals in Q2‡

Immigration Status Group	Count	Percentage
Asylum Seeker / asylum seeker ARE	3	25%
Leave to Remain (LTR) with recourse	1	8%
No current immigration status	7	58%
Pre-settled / pending EUSS	1	8%
Total	12	100%

Immigration status - all referrals in Q2‡



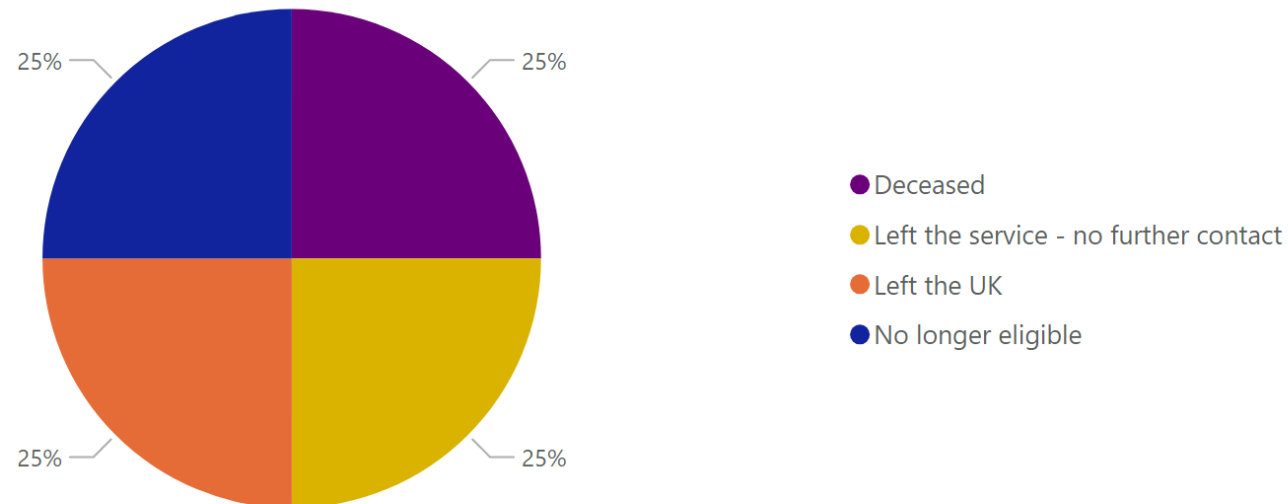
Closure reason - all closures in Q2

Reason for closure	Count	Percentage	Avg days on support
Deceased	1	25%	809
Left the service - no further contact	1	25%	991
Left the UK	1	25%	37
No longer eligible	1	25%	99
Total	4	100%	484

Onward referral for those no longer eligible

Referral	Count	Percentage
Mainstream benefits and housing services	1	100%
Total	1	100%

Closure reason - all closures in Q2



Families with Children in Need

Local authorities uploading financial data:

3 / 4 subscribers

Durham

Gateshead

Middlesbrough

Referrals and Supported Households

	Q1	Q2	Q3	Q4	Year-to-date
New referrals	9	1			(Blank)
New households taken on for support	(Blank)	1			1
Supported households closed	(Blank)	1			1

Time on support

	Q1	Q2	Q3	Q4	Year-to-date
Average number of days on support	467	513			513
Households supported for 1000 days	1	1			1
1000 day households as % of total	9%	8%			8%

Support Costs

	Q1	Q2	Q3	Q4	Year-to-date
Supported households	11	12			12
Dependents of supported households	18	20			20
Person-related cost	£18.3K	£18.8K			£37.1K
Property-related cost	£64.0K	£54.9K			£118.9K
Total quarterly cost	£82.4K	£73.7K			£156.0K
Average quarterly cost per household	£7.5K	£6.1K			£13.0K

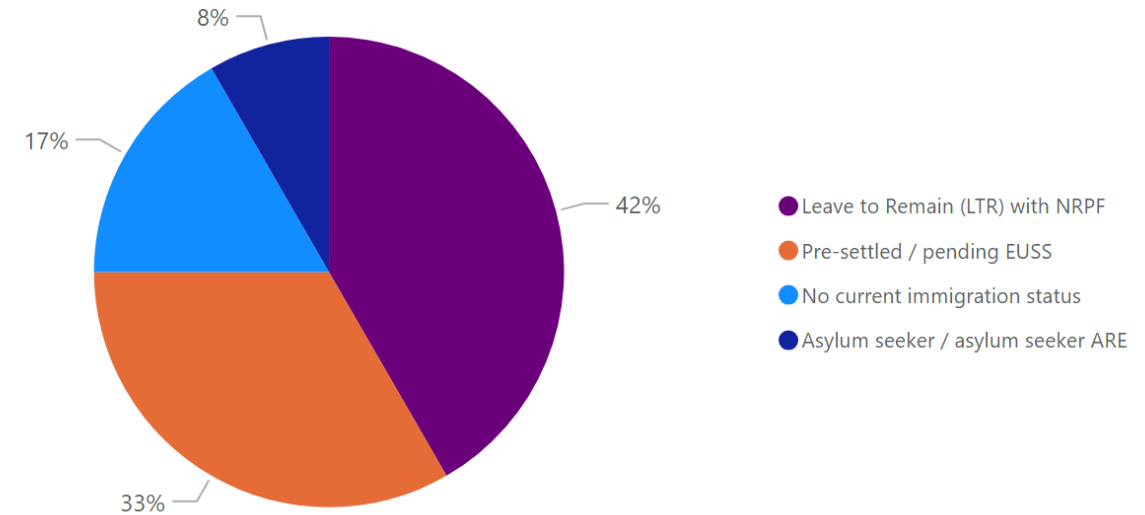
Immigration status - financially supported in Q2

Immigration Status	Immigration Status Group	Count	Percentage
Illegal entrant / Deception - claimed asylum	Asylum seeker / asylum seeker ARE	1	8.33%
Limited leave with NRPF (10 year route)	Leave to Remain (LTR) with NRPF	1	8.33%
Limited leave with NRPF (other)	Leave to Remain (LTR) with NRPF	4	33.33%
Overstayer / Breach - did not claim asylum	No current immigration status	2	16.67%
EUSS application submitted in time	Pre-settled / pending EUSS	1	8.33%
Pre-settled status LTR (EUSS)	Pre-settled / pending EUSS	3	25.00%
Total		12	100.00%

Summary of immigration status - supported in Q2‡

Immigration Status Group	Count	Percentage
Leave to Remain (LTR) with NRPF	5	42%
Pre-settled / pending EUSS	4	33%
No current immigration status	2	17%
Asylum seeker / asylum seeker ARE	1	8%
Total	12	100%

Summary of immigration status - supported in Q2‡



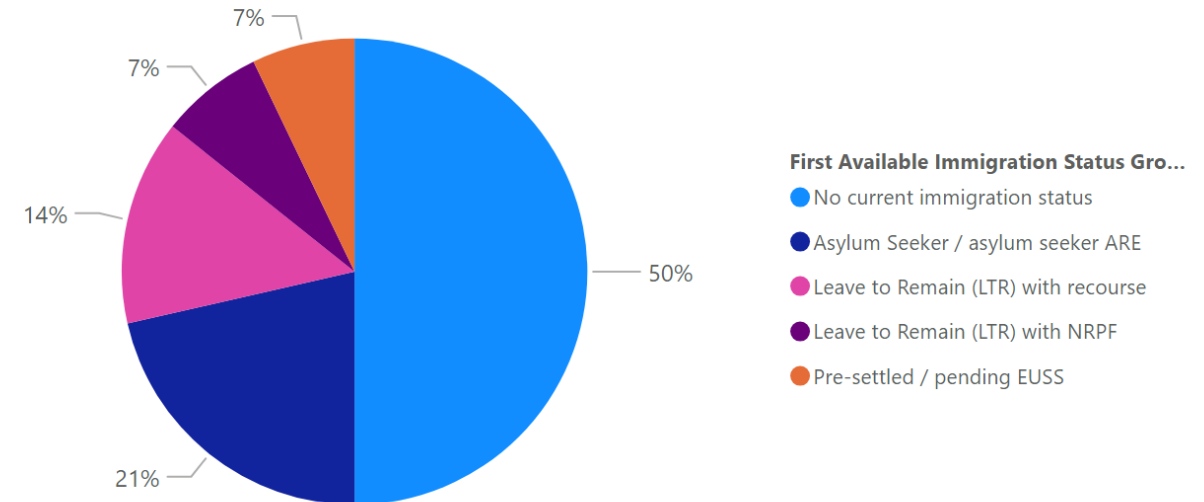
Immigration status - all referrals in Q2

Immigration Status	Immigration Status Group	Count	Percentage
Illegal entrant / Deception - claimed asylum	Asylum Seeker / asylum seeker ARE	1	6.67%
In Country Asylum Seeker	Asylum Seeker / asylum seeker ARE	1	6.67%
Port Case	Asylum Seeker / asylum seeker ARE	1	6.67%
Awaiting first immigration check	Awaiting first immigration check	1	6.67%
Limited leave with NRPF (10 year route)	Leave to Remain (LTR) with NRPF	1	6.67%
Limited leave with recourse to public funds (other)	Leave to Remain (LTR) with recourse	1	6.67%
Settled status ILR (EUSS)	Leave to Remain (LTR) with recourse	1	6.67%
Illegal entrant / Deception - did not claim asylum	No current immigration status	1	6.67%
Overstay / Breach - did not claim asylum	No current immigration status	1	6.67%
Status not confirmed	No current immigration status	5	33.33%
Pre-settled status LTR (EUSS)	Pre-settled / pending EUSS	1	6.67%
Total		15	100.00%

Immigration status - all referrals in Q2‡

Immigration Status Group	Count	Percentage
No current immigration status	7	50%
Asylum Seeker / asylum seeker ARE	3	21%
Leave to Remain (LTR) with recourse	2	14%
Leave to Remain (LTR) with NRPF	1	7%
Pre-settled / pending EUSS	1	7%
Total	14	100%

Immigration status - all referrals in Q2‡



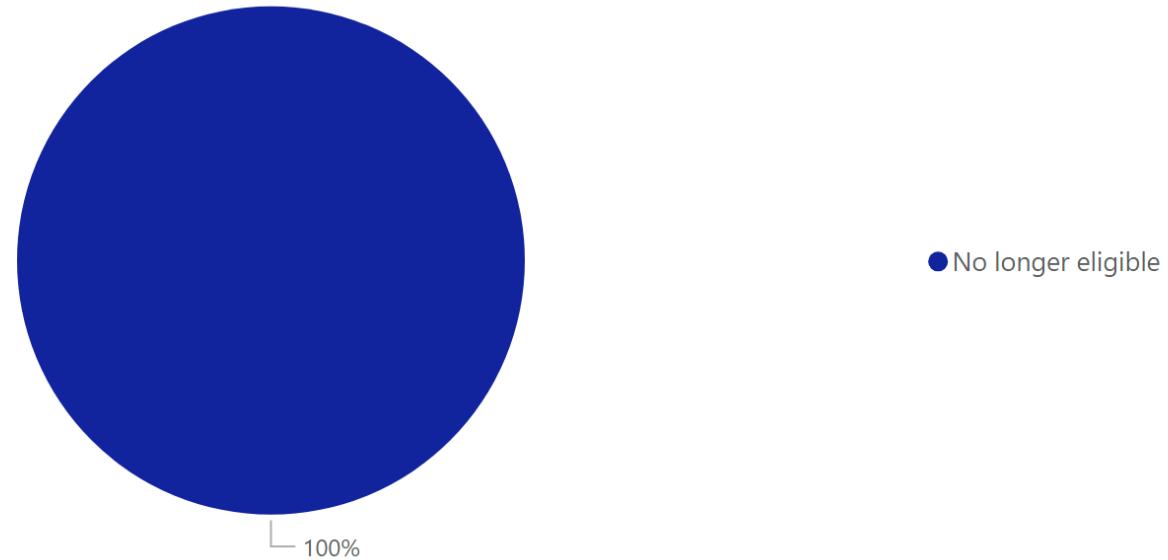
Closure reason - all closures in Q2

Reason for closure	Count	Percentage	Avg days on support
No longer eligible	1	100%	11
Total	1	100%	11

Onward referral for those no longer eligible

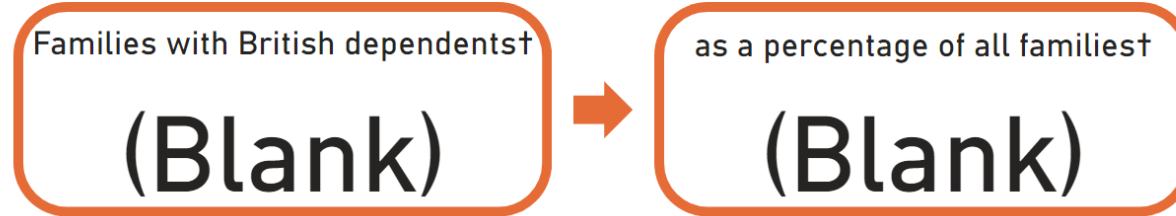
Referral	Count	Percentage
Support accessed through VCS	1	100%
Total	1	100%

Closure reason - all closures in Q2

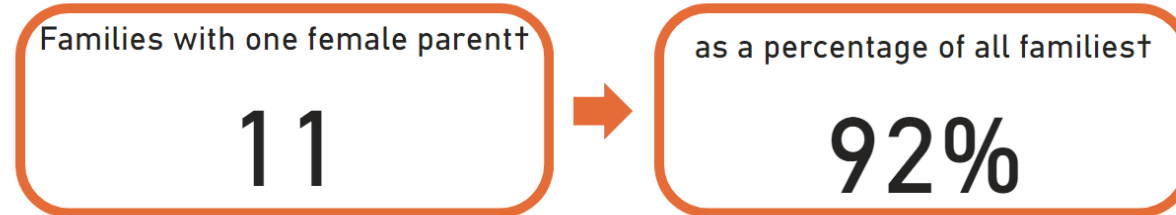
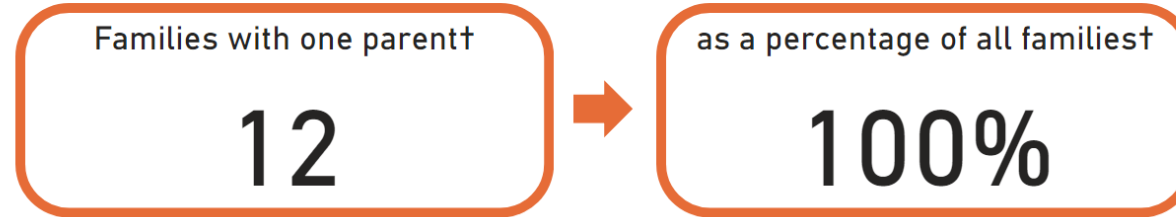


Following requests from our members, we have calculated the following figures:

Families with British Dependents



Single Parent Families



Looked after Children and Care Leavers

Local authorities uploading financial data:
(.../ 4 subscribers



Referrals and Supported Households

	Q1	Q2	Q3	Q4	Year-to-date
New cases taken on for support	(Blank)	(Blank)			(Blank)
New cases	(Blank)	1			1
Cases closed	(Blank)	1			1

Open Cases

	Q1	Q2	Q3	Q4	Year-to-date
Open cases	4	3			4
Open cases under age of 18	(Blank)	(Blank)			(Blank)
Open cases aged 18-20	(Blank)	(Blank)			(Blank)
Open cases aged 21-24	4	3			4

Support Costs

	Q1	Q2	Q3	Q4	Year-to-date
Financially supported cases	(Blank)	(Blank)			(Blank)
Person-related cost	(Blank)	(Blank)			(Blank)
Property-related cost	(Blank)	(Blank)			(Blank)
Total cost	(Blank)	(Blank)			(Blank)
Average cost per case	(Blank)	(Blank)			(Blank)

Immigration Status of Supported Households - Children and Care Leavers

Immigration status - open cases in Q2

Immigration Status	Immigration Status Group	Count	Percentage
In Country Asylum Seeker	Asylum Seeker / asylum seeker ARE	2	66.67%
Humanitarian Protection	Leave to Remain (LTR) with recourse	1	33.33%
Total		3	100.00%

Summary of immigration status - open cases in Q2‡

Immigration Status Group	Count	Percentage
Asylum Seeker / asylum seeker ARE	2	67%
Leave to Remain (LTR) with recourse	1	33%
Total	3	100%

Summary of immigration status - open cases in Q2‡

