



NRPF Connect Data Report Q1 2025/26

North East

What is the NRPF Connect data report Q1 2025/26?

This data report collates and analyses the data recorded by councils in the North East region using NRPF Connect in the first quarter of the 2025/26 financial year. It provides a summary of referrals made and the support provided by social care services for people with no recourse to public funds (NRPF). The data is used to inform policy recommendations.

What is NRPF Connect?

NRPF Connect is the national database and case management tool for councils to record details of households with NRPF that are being provided with accommodation and/or financial support by social services, hosted by the NRPF Network.

What support is recorded on NRPF Connect?

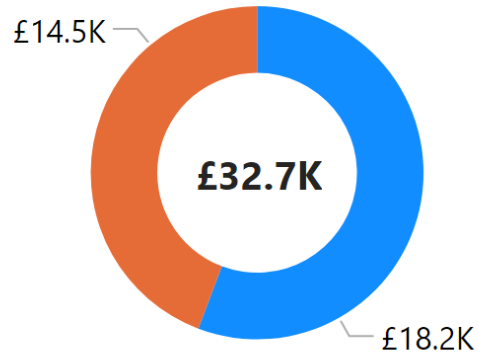
Councils can provide accommodation and financial support to people who are excluded from claiming benefits and mainstream housing assistance when statutory duties are engaged under social care legislation. Local authorities across the UK record the social care services they provide to families, adults with care needs, and care leavers with no recourse to public funds (NRPF). You can read more about NRPF support on the [NRPF Network website](#).

Notes on the data

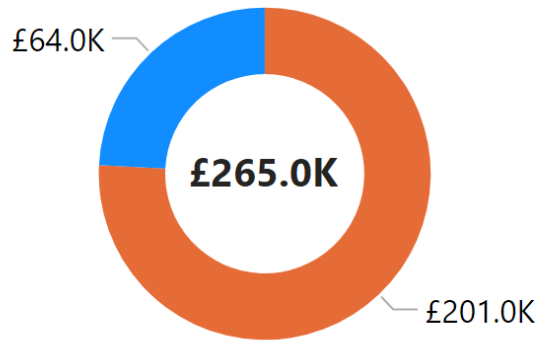
- “Adults” refers to adults with care needs provided with support under S18(1) Care Act 2014, S19(1) Care Act 2014, S12 Social Work (Scotland) Act 1968, P7 Housing Act 1996, S1 Localism Act 2011, or S117 Mental Health Act 1983.
- “Families” refers to families with a child in need with support under S17 Children Act 1989 or S22 Children (Scotland) Act 1995.
- “Children and care leavers” refers to looked after children and young people leaving care supported under Children (Leaving Care) Act 2000, S20 Children Act 1989, S25 Children (Scotland) Act 1995, or S29 & S30 Children (Scotland) Act 1995.
- “Support costs” relate to accommodation and financial support (subsistence) costs only, and do not include staffing or other costs incurred by councils delivering support to NRPF households.
- Data was last downloaded from NRPF Connect on 13/10/2025

Key

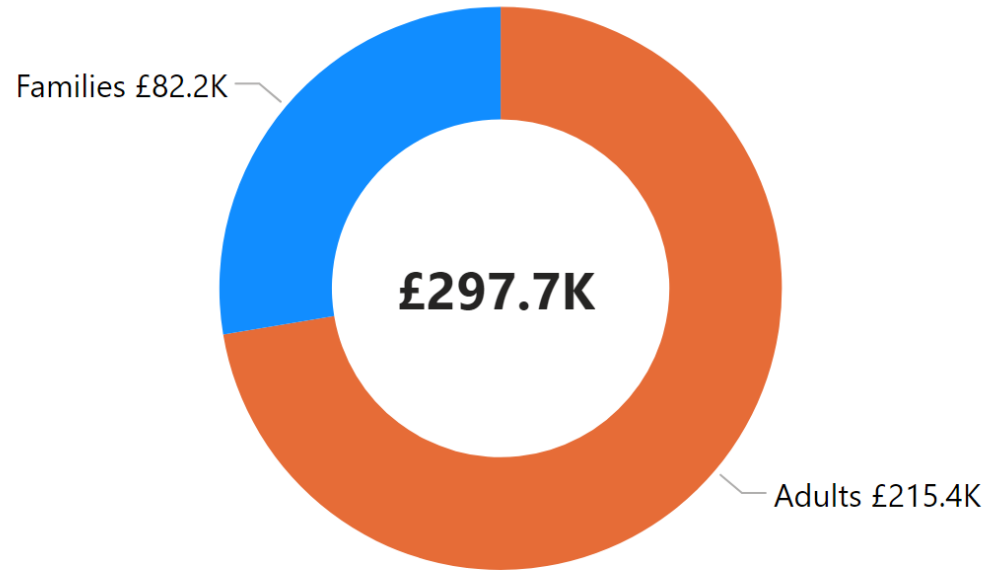
‡ - Those awaiting a first immigration check have been removed from the summary



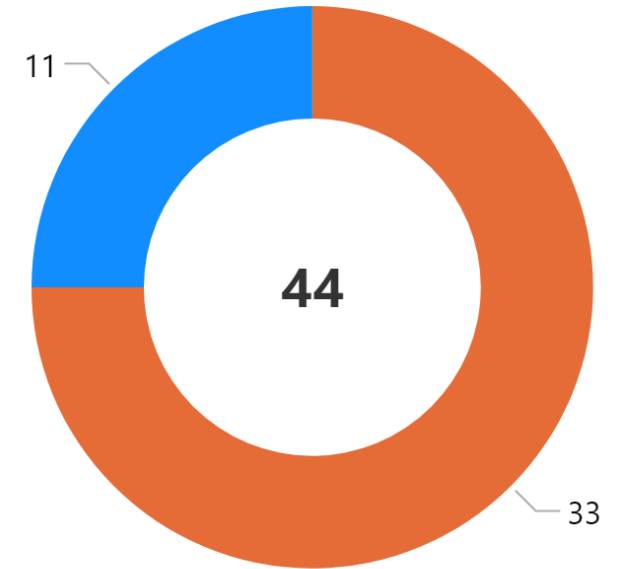
Person Related Costs



Property Related Costs



Total Quarterly Cost



Supported Households

- Families
- Children & Care Leavers
- Adults

4 local authority subscribers

Adults with care and support needs

Local authorities uploading financial data:

4 / 4 subscribers

Durham	Gateshead	Middlesbrough
Newcastle		

Referrals and Supported Households

	Q1	Q2	Q3	Q4
New referrals	28			
New households taken on for support	3			
Supported households closed	3			

Time on support

	Q1	Q2	Q3	Q4
Average number of days on support	1K			
Households supported for 1000 days	15			
1000 day households as % of total	45%			

Support Costs

	Q1	Q2	Q3	Q4
Supported households	33			
Dependents of supported households	4			
Person-related cost	£14.5K			
Property-related cost	£201.0K			
Total quarterly cost	£215.4K			
Average quarterly cost per household	£6.5K			

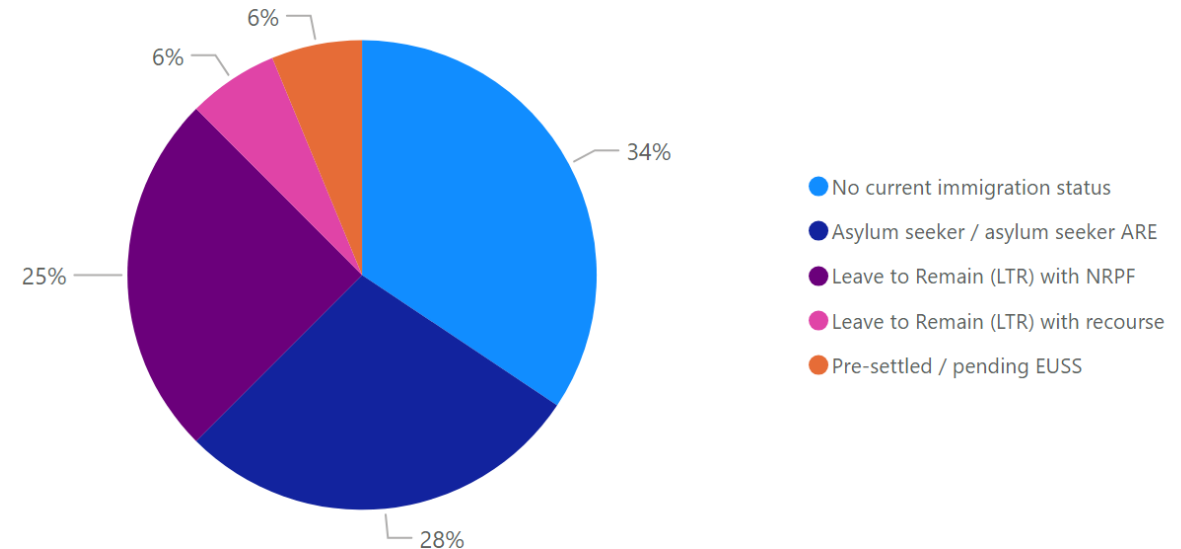
Immigration status - financially supported in Q1

Immigration Status	Immigration Status Group	Count	Percentage
Illegal entrant / Deception - claimed asylum	Asylum seeker / asylum seeker ARE	5	15.15%
Overstay / Breach - claimed asylum	Asylum seeker / asylum seeker ARE	4	12.12%
Awaiting first immigration check	Awaiting first immigration check	1	3.03%
Hong Kong BN(O) Visa	Leave to Remain (LTR) with NRPF	1	3.03%
Limited leave with NRPF (other)	Leave to Remain (LTR) with NRPF	7	21.21%
Humanitarian Protection	Leave to Remain (LTR) with recourse	1	3.03%
Limited leave with recourse to public funds (other)	Leave to Remain (LTR) with recourse	1	3.03%
EEA / family member (resident Dec 20)- unlawfully present	No current immigration status	2	6.06%
Illegal entrant / Deception - did not claim asylum	No current immigration status	1	3.03%
Overstay / Breach - did not claim asylum	No current immigration status	5	15.15%
Status not confirmed	No current immigration status	3	9.09%
Pre-settled status LTR (EUSS)	Pre-settled / pending EUSS	2	6.06%
Total		33	100.00%

Summary of immigration status - supported in Q1‡

Immigration Status Group	Count	Percentage
No current immigration status	11	34%
Asylum seeker / asylum seeker ARE	9	28%
Leave to Remain (LTR) with NRPF	8	25%
Leave to Remain (LTR) with recourse	2	6%
Pre-settled / pending EUSS	2	6%
Total	32	100%

Summary of immigration status - supported in Q1‡



Immigration Status of Referred Households - Adults with care and support needs

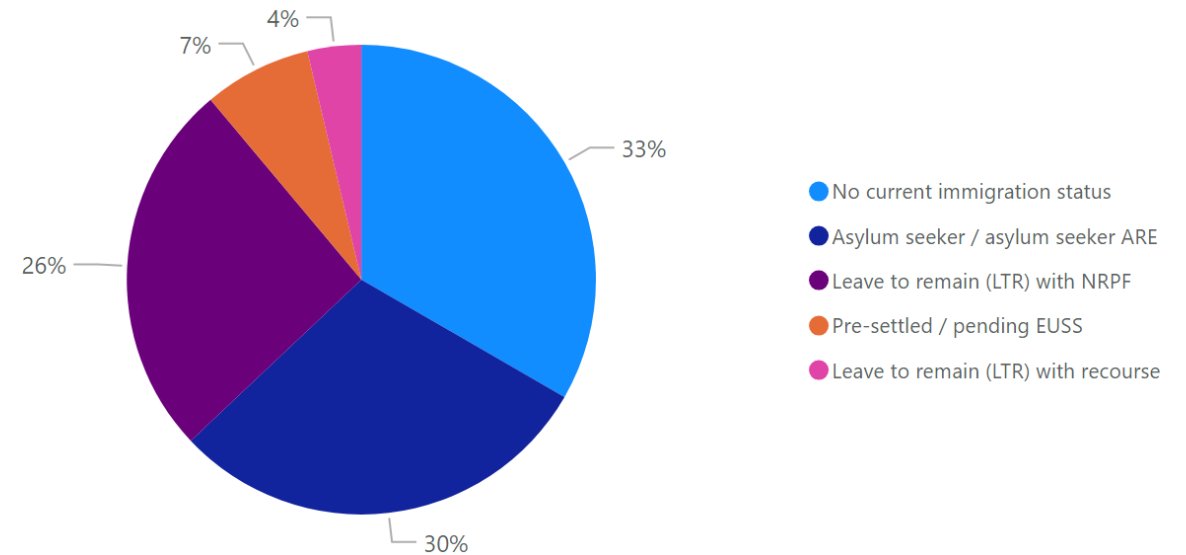
Immigration status - all referrals in Q1

Immigration Status	Immigration Status Groups	Count	Percentage
Illegal entrant / Deception - claimed asylum	Asylum seeker / asylum seeker ARE	3	10.71%
Overstay / Breach - claimed asylum	Asylum seeker / asylum seeker ARE	5	17.86%
Awaiting first immigration check	Awaiting first immigration check	1	3.57%
Limited leave with NRPF (other)	Leave to remain (LTR) with NRPF	7	25.00%
Limited leave with recourse to public funds (other)	Leave to remain (LTR) with recourse	1	3.57%
Overstay / Breach - did not claim asylum	No current immigration status	4	14.29%
Status not confirmed	No current immigration status	5	17.86%
Pre-settled status LTR (EUSS)	Pre-settled / pending EUSS	2	7.14%
Total		28	100.00%

Immigration status - all referrals in Q1‡

Immigration Status Groups	Count	Percentage
No current immigration status	9	33%
Asylum seeker / asylum seeker ARE	8	30%
Leave to remain (LTR) with NRPF	7	26%
Pre-settled / pending EUSS	2	7%
Leave to remain (LTR) with recourse	1	4%
Total	27	100%

Immigration status - all referrals in Q1‡



Case Closure Reasons - Adults with care and support needs

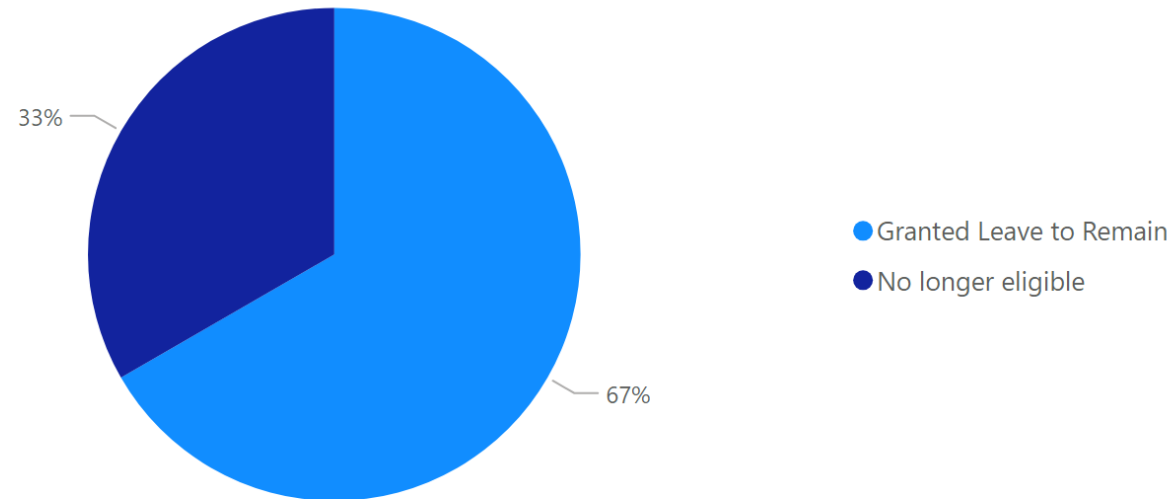
Closure reason - all closures in Q1

Reason for closure	Count	Percentage	Avg days on support
Granted Leave to Remain	2	67%	3076
No longer eligible	1	33%	15
Total	3	100%	2055

Onward referral for those no longer eligible

Referral	Count	Avg days on support
Support accessed through VCS	1	15
Total	1	15

Closure reason - all closures in Q1



Families with Children in Need

Local authorities uploading financial data:

3 / 4 subscribers

Durham

Gateshead

Middlesbrough

Referrals and Supported Households

	Q1	Q2	Q3	Q4
New referrals	9			
New households taken on for support	(Blank)			
Supported households closed	(Blank)			

Time on support

	Q1	Q2	Q3	Q4
Average number of days on support	467			
Households supported for 1000 days	1			
1000 day households as % of total	9%			

Support Costs

	Q1	Q2	Q3	Q4
Supported households	11			
Dependents of supported households	18			
Person-related cost	£18.2K			
Property-related cost	£64.0K			
Total quarterly cost	£82.2K			
Average quarterly cost per household	£7.5K			

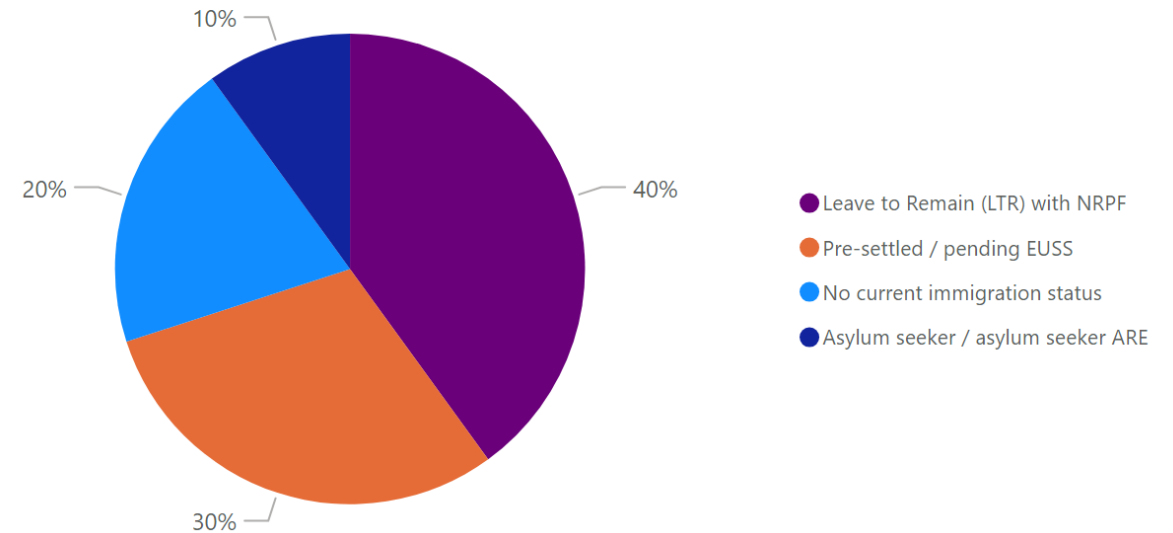
Immigration status - financially supported in Q1

Immigration Status	Immigration Status Group	Count	Percentage
Illegal entrant / Deception - claimed asylum	Asylum seeker / asylum seeker ARE	1	9.09%
Awaiting first immigration check	Awaiting first immigration check	1	9.09%
Limited leave with NRPF (other)	Leave to Remain (LTR) with NRPF	4	36.36%
Overstayer / Breach - did not claim asylum	No current immigration status	2	18.18%
Pre-settled status LTR (EUSS)	Pre-settled / pending EUSS	3	27.27%
Total		11	100.00%

Summary of immigration status - supported in Q1‡

Immigration Status Group	Count	Percentage
Leave to Remain (LTR) with NRPF	4	40%
Pre-settled / pending EUSS	3	30%
No current immigration status	2	20%
Asylum seeker / asylum seeker ARE	1	10%
Total	10	100%

Summary of immigration status - supported in Q1‡



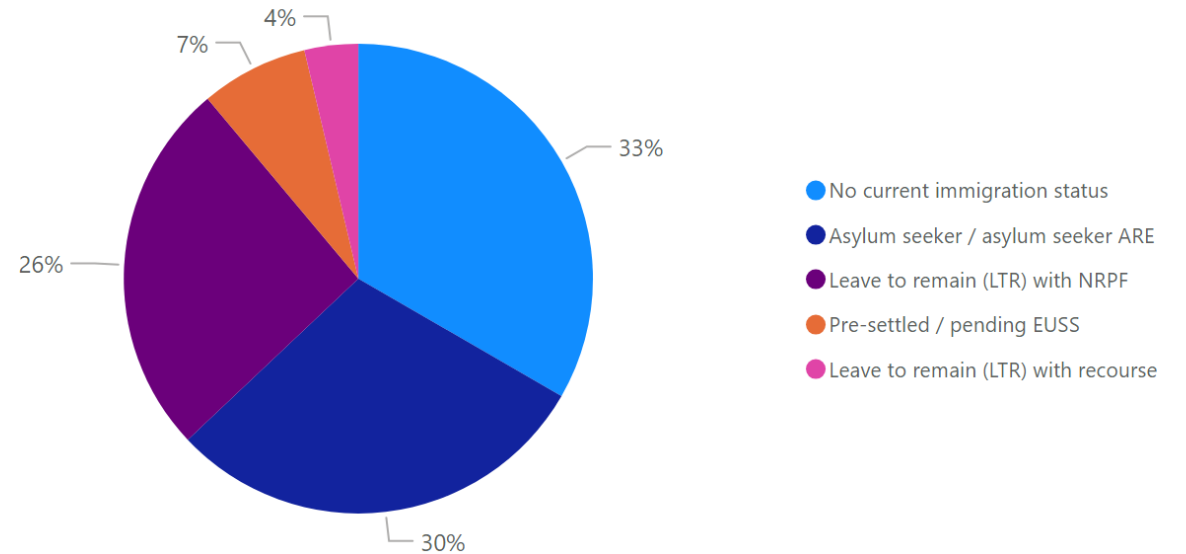
Immigration status - all referrals in Q1

Immigration Status	Immigration Status Group	Count	Percentage
Illegal entrant / Deception - claimed asylum	Asylum seeker / asylum seeker ARE	3	10.71%
Overstay / Breach - claimed asylum	Asylum seeker / asylum seeker ARE	5	17.86%
Awaiting first immigration check	Awaiting first immigration check	1	3.57%
Limited leave with NRPF (other)	Leave to remain (LTR) with NRPF	7	25.00%
Limited leave with recourse to public funds (other)	Leave to remain (LTR) with recourse	1	3.57%
Overstay / Breach - did not claim asylum	No current immigration status	4	14.29%
Status not confirmed	No current immigration status	5	17.86%
Pre-settled status LTR (EUSS)	Pre-settled / pending EUSS	2	7.14%
Total		28	100.00%

Immigration status - all referrals in Q1‡

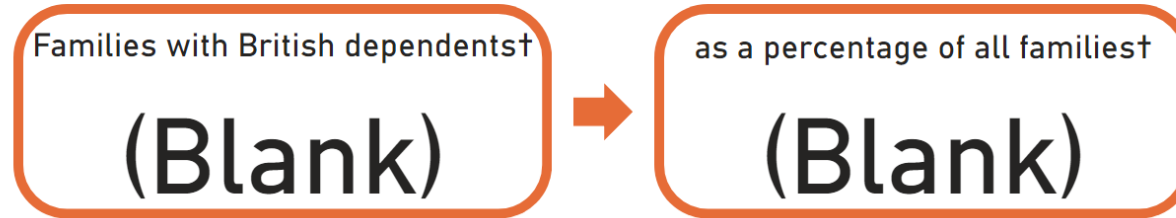
Immigration Status Group	Count	Percentage
Asylum seeker / asylum seeker ARE	8	30%
Leave to remain (LTR) with NRPF	7	26%
Leave to remain (LTR) with recourse	1	4%
No current immigration status	9	33%
Pre-settled / pending EUSS	2	7%
Total	27	100%

Immigration status - all referrals in Q1‡

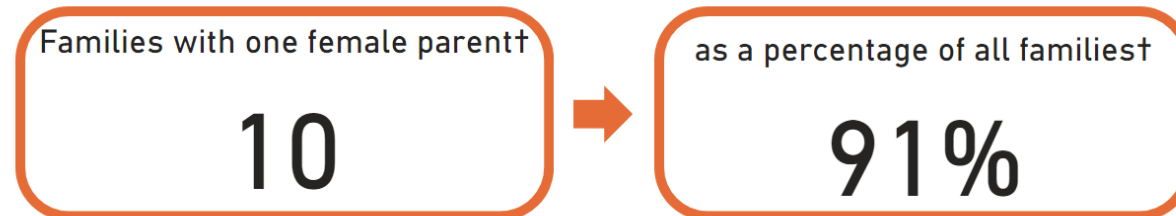
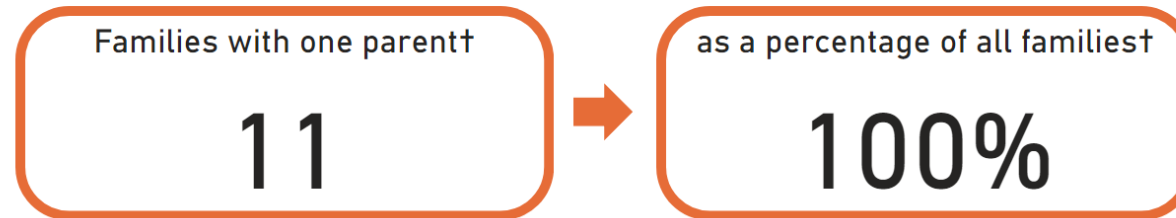


Following requests from our members, we have calculated the following figures:

Families with British Dependents



Single Parent Families



Looked after Children and Care Leavers

Local authorities uploading financial data:
 (.../ 4 subscribers



Referrals and Supported Households

	Q1	Q2	Q3	Q4
New cases taken on for support	(Blank)			
New cases	(Blank)			
Cases closed	(Blank)			

Open Cases

	Q1	Q2	Q3	Q4
Open cases	(Blank)			
Open cases under age of 18	(Blank)			
Open cases aged 18-20	(Blank)			
Open cases aged 21-24	(Blank)			

Support Costs

	Q1	Q2	Q3	Q4
Financially supported cases	(Blank)			
Person-related cost	(Blank)			
Property-related cost	(Blank)			
Total cost	(Blank)			
Average cost per case	(Blank)			

Immigration Status of Supported Households - Children and Care Leavers

Immigration status - open cases in Q1

Immigration Status	Immigration Status Groups	Count	Percentage
--------------------	---------------------------	-------	------------

Summary of immigration status - open cases in Q1‡

Immigration Status Groups	Count	Percentage
---------------------------	-------	------------

Summary of immigration status - open cases in Q1‡