



# NRPF Connect Data Report Q4 2024/25

Yorkshire & the Humber

## What is the NRPF Connect data report Q4 2024/25?

This data report collates and analyses the data recorded by councils in the Yorkshire & the Humber region using NRPF Connect in the third quarter of the 2024/25 financial year. It provides a summary of referrals made and the support provided by social care services around the UK for people with no recourse to public funds (NRPF). The data is used to inform policy recommendations.

## What is NRPF Connect?

NRPF Connect is the national database and case management tool for councils to record details of households with NRPF that are being provided with accommodation and/or financial support by social services, hosted by the NRPF Network.

## What support is recorded on NRPF Connect?

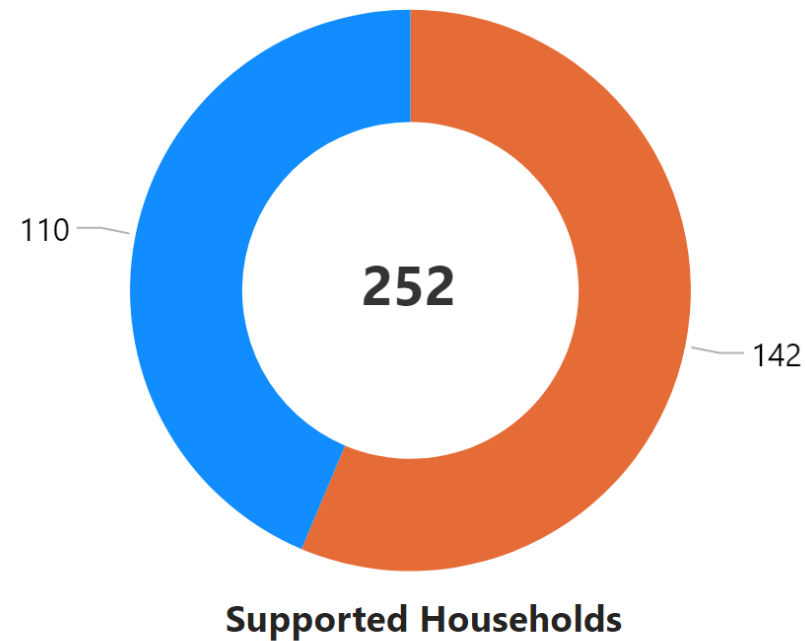
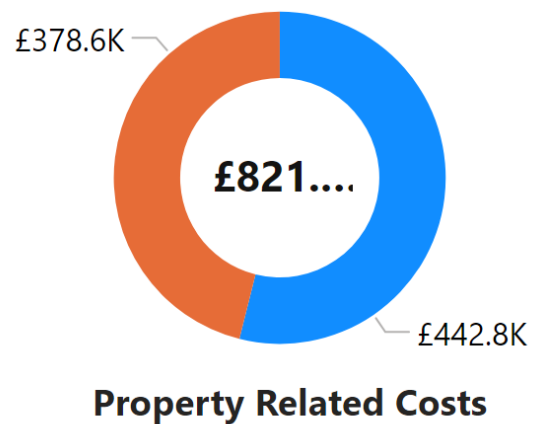
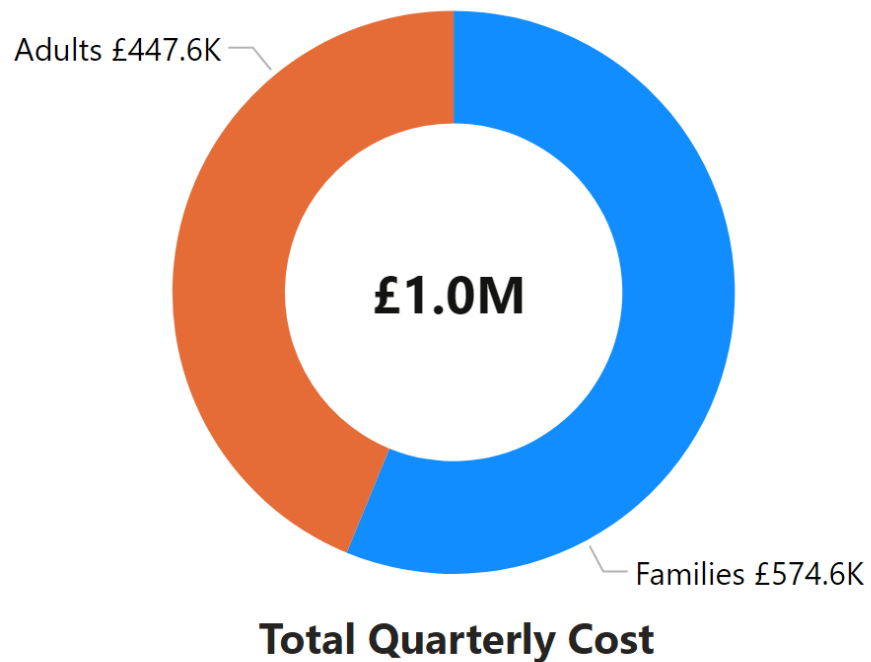
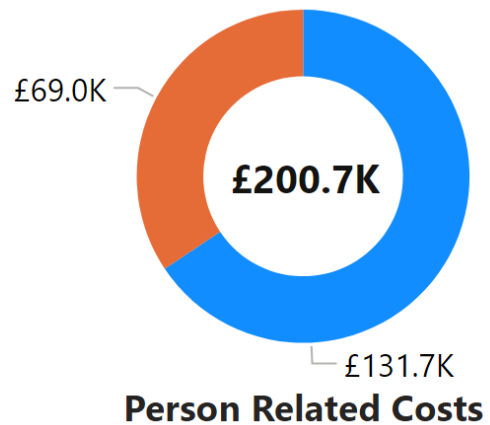
Councils can provide accommodation and financial support to people who are excluded from claiming benefits and mainstream housing assistance when statutory duties are engaged under social care legislation. Local authorities across the UK record the social care services they provide to families, adults with care needs, and care leavers with no recourse to public funds (NRPF). You can read more about NRPF support on the [NRPF Network website](#).

## Notes on the data

- "Adults" refers to adults with care needs provided with support under S18(1) Care Act 2014, S19(1) Care Act 2014, S12 Social Work (Scotland) Act 1968, S35 Social Services & Well-being (Wales) Act 2014, P7 Housing Act 1996, S1 Localism Act 2011, or S117 Mental Health Act 1983.
- "Families" refers to families with a child in need with support under S17 Children Act 1989, S22 Children (Scotland) Act 1995, or S37 Social Services & Well-Being (Wales) Act 2014.
- "Children and care leavers" refers to looked after children and young people leaving care supported under Children (Leaving Care) Act 2000, S20 Children Act 1989, S25 Children (Scotland) Act 1995, S29 & S30 Children (Scotland) Act 1995, or Part 6 Social Services & Well-Being (Wales) Act 2014
- "Support costs" relate to accommodation and financial support (subsistence) costs only, and do not include staffing or other costs incurred by councils delivering support to NRPF households.
- Data was last downloaded from NRPF Connect on 29/07/2025
- "Year-to-date" figures cover the time period from the start of the financial year to the end of the reported quarter.

## Key

‡ - Those awaiting a first immigration check have been removed from the summary



- Families
- Children & Care Leavers
- Adults

4 local authority subscribers

# Adults with care and support needs

Local authorities uploading financial data:

3 / 4 subscribers

Bradford

Kirklees

Sheffield

## Referrals and Supported Households

	Q1	Q2	Q3	Q4	Year-to-date
New referrals	83	81	90	73	327
New households taken on for support	51	45	52	31	179
Supported households closed	30	62	40	39	171

## Time on support

	Q1	Q2	Q3	Q4	Year-to-date
Average number of days on support	526	451	491	544	389
Households supported for 1000 days	16	14	15	17	21
1000 day households as % of total	11%	9%	10%	12%	8%

## Support Costs

	Q1	Q2	Q3	Q4	Year-to-date
Supported households	146	161	151	142	274
Dependents of supported households	8	16	9	7	22
Person-related cost	£61.6K	£66.3K	£70.7K	£69.0K	£267.6K
Property-related cost	£330.4K	£335.7K	£365.7K	£378.6K	£1.4M
Total quarterly cost	£392.0K	£402.0K	£436.4K	£447.6K	£1.7M
Average quarterly cost per household	£2.7K	£2.5K	£2.9K	£3.2K	£6.1K

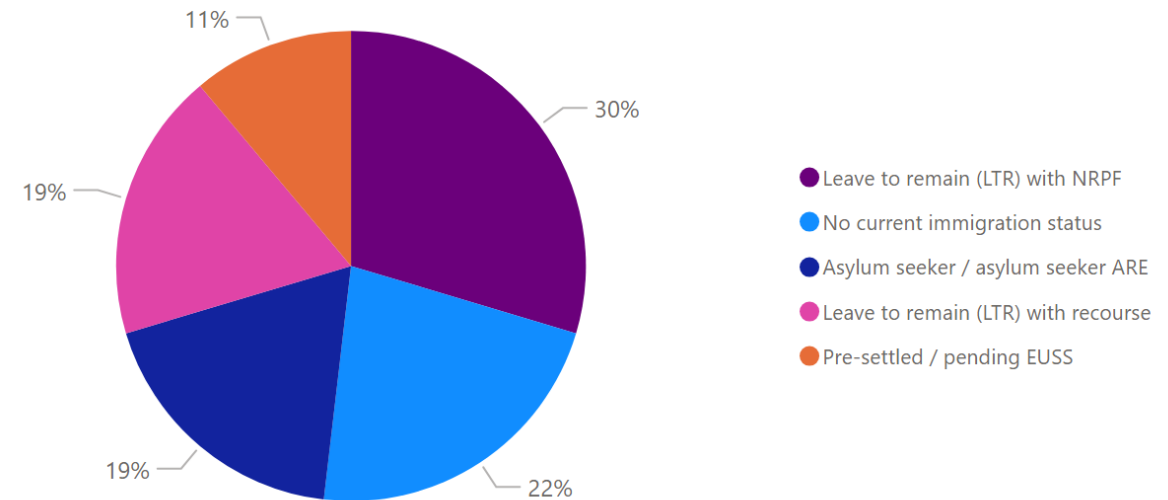
## Immigration status - financially supported in Q4

Immigration Status	Immigration Status Group	Count	Percentage
Illegal entrant / Deception - claimed asylum	Asylum seeker / asylum seeker ARE	11	7.75%
Overstayer / Breach - claimed asylum	Asylum seeker / asylum seeker ARE	13	9.15%
Port Case	Asylum seeker / asylum seeker ARE	1	0.70%
Awaiting first immigration check	Awaiting first immigration check	7	4.93%
Leave to Enter as visitor - NRPF	Leave to remain (LTR) with NRPF	2	1.41%
Limited leave with NRPF (10 year route)	Leave to remain (LTR) with NRPF	3	2.11%
Limited leave with NRPF (other)	Leave to remain (LTR) with NRPF	35	24.65%
DDV Concession	Leave to remain (LTR) with recourse	3	2.11%
Indefinite Leave	Leave to remain (LTR) with recourse	1	0.70%
Limited leave with recourse to public funds (other)	Leave to remain (LTR) with recourse	19	13.38%
Settled status ILR (EUSS)	Leave to remain (LTR) with recourse	2	1.41%
EEA / family member (resident Dec 20)- unlawfully present	No current immigration status	1	0.70%
Illegal entrant / Deception - did not claim asylum	No current immigration status	2	1.41%
Overstayer / Breach - did not claim asylum	No current immigration status	24	16.90%
Status not confirmed	No current immigration status	3	2.11%
EUSS application submitted after 30 June 2021	Pre-settled / pending EUSS	1	0.70%
Pre-settled status LTR (EUSS)	Pre-settled / pending EUSS	14	9.86%
<b>Total</b>		<b>142</b>	<b>100.00%</b>

## Summary of immigration status - supported in Q4

Immigration Status Group	Count	Percentage
Leave to remain (LTR) with NRPF	40	29.63%
No current immigration status	30	22.22%
Asylum seeker / asylum seeker ARE	25	18.52%
Leave to remain (LTR) with recourse	25	18.52%
Pre-settled / pending EUSS	15	11.11%
<b>Total</b>	<b>135</b>	<b>100.00%</b>

## Summary of immigration status - supported in Q4



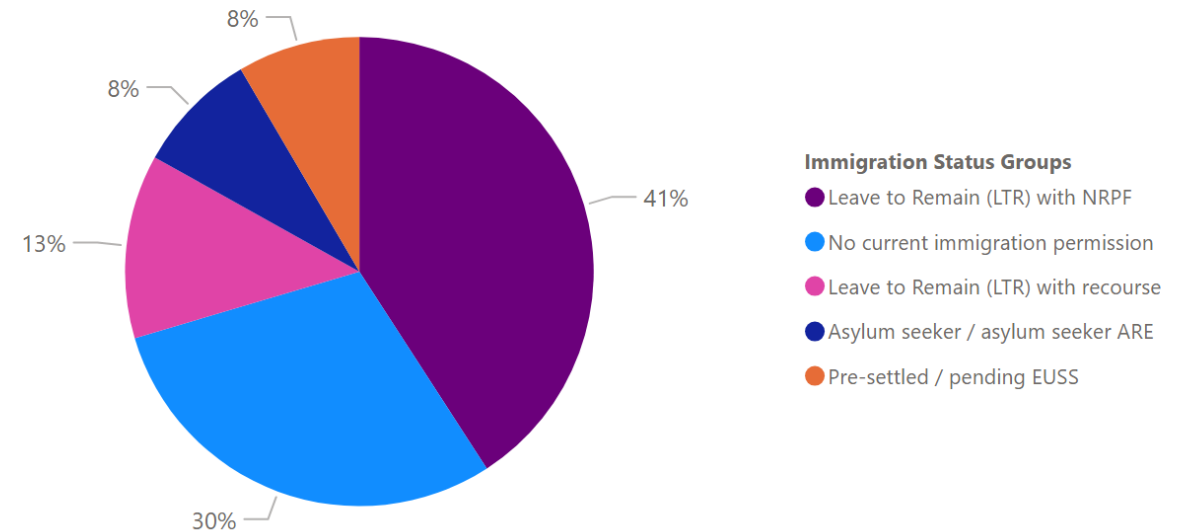
## Immigration status - all referrals in Q4

Immigration Status	Immigration Status Groups	Count	Percentage
Illegal entrant / Deception - claimed asylum	Asylum seeker / asylum seeker ARE	3	4.11%
Overstay / Breach - claimed asylum	Asylum seeker / asylum seeker ARE	3	4.11%
Awaiting first immigration check	Awaiting first immigration status check	2	2.74%
Limited leave with NRPF (10 year route)	Leave to Remain (LTR) with NRPF	1	1.37%
Limited leave with NRPF (other)	Leave to Remain (LTR) with NRPF	28	38.36%
Indefinite Leave	Leave to Remain (LTR) with recourse	2	2.74%
Limited leave with recourse to public funds (other)	Leave to Remain (LTR) with recourse	5	6.85%
Settled status ILR (EUSS)	Leave to Remain (LTR) with recourse	2	2.74%
Overstay / Breach - did not claim asylum	No current immigration permission	15	20.55%
Status not confirmed	No current immigration permission	6	8.22%
EUSS application submitted after 30 June 2021	Pre-settled / pending EUSS	1	1.37%
Pre-settled status LTR (EUSS)	Pre-settled / pending EUSS	5	6.85%
<b>Total</b>		<b>73</b>	<b>100.00%</b>

## Immigration status - all referrals in Q4‡

Immigration Status Groups	Count	Percentage
Leave to Remain (LTR) with NRPF	29	40.85%
No current immigration permission	21	29.58%
Leave to Remain (LTR) with recourse	9	12.68%
Asylum seeker / asylum seeker ARE	6	8.45%
Pre-settled / pending EUSS	6	8.45%
<b>Total</b>	<b>71</b>	<b>100.00%</b>

## Immigration status - all referrals in Q4‡



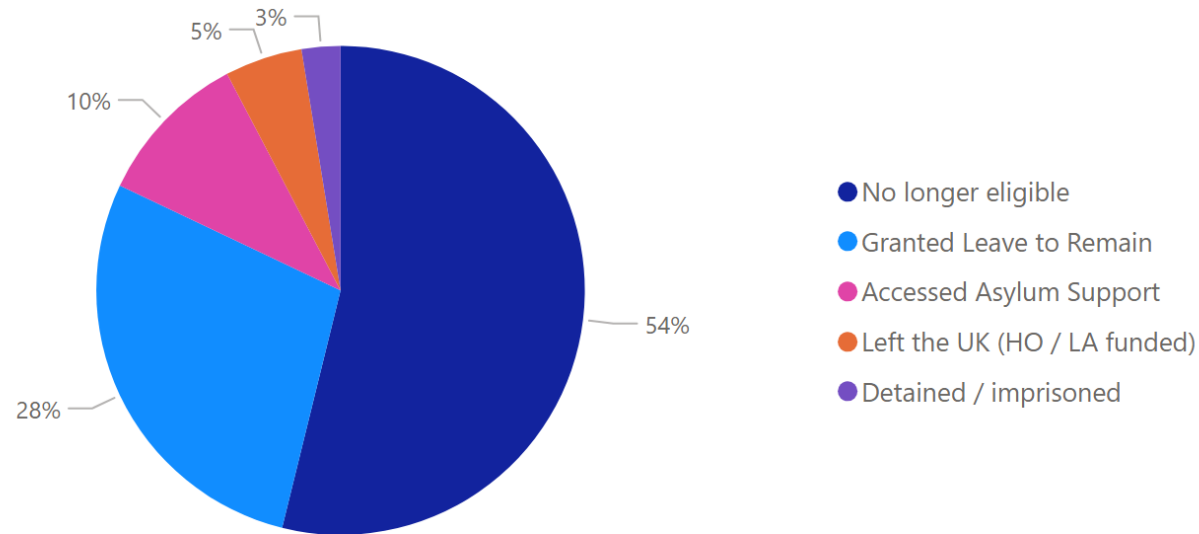
Closure reason - all closures in Q4

Reason for closure	Count	Percentage	Avg days on support
No longer eligible	21	54%	186
Granted Leave to Remain	11	28%	88
Accessed Asylum Support	4	10%	149
Left the UK (HO / LA funded)	2	5%	275
Detained / imprisoned	1	3%	115
<b>Total</b>	<b>39</b>	<b>100%</b>	<b>157</b>

Onward referral for those no longer eligible

Referral	Count	Percentage
Support accessed through friends / family	10	48%
Mainstream benefits and housing services	4	19%
NRM accommodation	4	19%
Referred to borough where ordinary resident	1	5%
Refuge accommodation (not LA funded)	1	5%
Support accessed through VCS	1	5%
<b>Total</b>	<b>21</b>	<b>100%</b>

Closure reason - all closures in Q4



# Families with Children in Need

## Local authorities uploading financial data:

4 / 4 subscribers

Bradford	Kirklees	Leeds
Sheffield		

## Referrals and Supported Households

	Q1	Q2	Q3	Q4	Year-to-date
New referrals	48	53	54	43	198
New households taken on for support	16	25	22	15	78
Supported households closed	20	18	13	25	76

## Time on support

	Q1	Q2	Q3	Q4	Year-to-date
Average number of days on support	545	544	530	563	487
Households supported for 1000 days	21	25	25	25	29
1000 day households as % of total	21%	24%	23%	23%	18%

## Support Costs

	Q1	Q2	Q3	Q4	Year-to-date
Supported households	99	104	108	110	161
Dependents of supported households	187	198	204	213	298
Person-related cost	£123.6K	£129.5K	£145.7K	£131.7K	£533.1K
Property-related cost	£449.7K	£422.0K	£488.5K	£442.8K	£1.8M
Total quarterly cost	£573.3K	£551.4K	£634.2K	£574.6K	£2.3M
Average quarterly cost per household	£5.8K	£5.3K	£5.9K	£5.2K	£14.5K

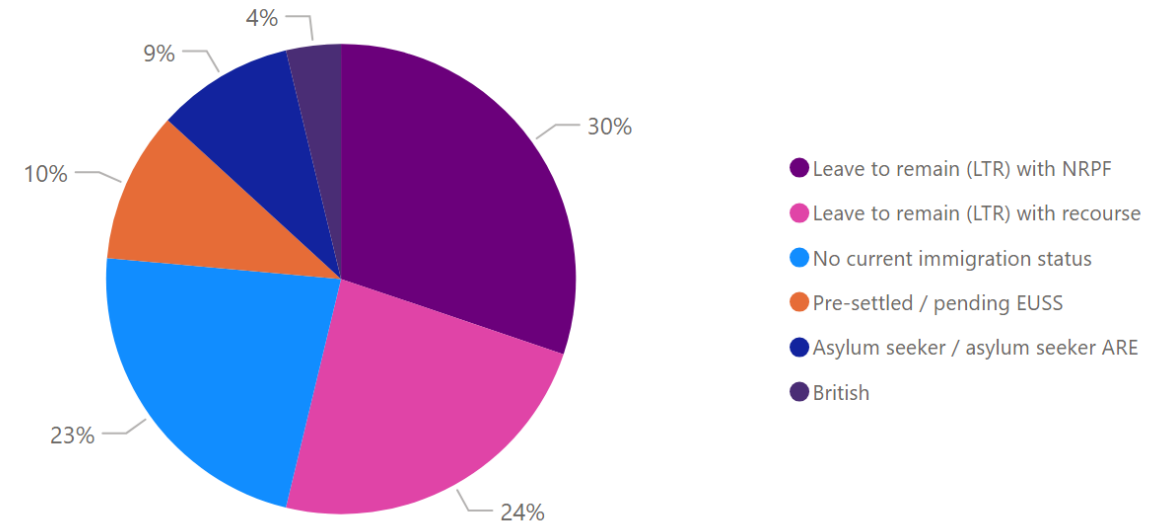
## Immigration status - financially supported in Q4

Immigration Status	Immigration Status Group	Count	Percentage
Illegal entrant / Deception - claimed asylum	Asylum seeker / asylum seeker ARE	1	0.91%
In Country Asylum Seeker	Asylum seeker / asylum seeker ARE	2	1.82%
Overstay / Breach - claimed asylum	Asylum seeker / asylum seeker ARE	6	5.45%
Port Case	Asylum seeker / asylum seeker ARE	1	0.91%
Awaiting first immigration check	Awaiting first immigration check	4	3.64%
British	British	4	3.64%
Limited leave with NRPF (10 year route)	Leave to remain (LTR) with NRPF	5	4.55%
Limited leave with NRPF (other)	Leave to remain (LTR) with NRPF	27	24.55%
Indefinite Leave	Leave to remain (LTR) with recourse	8	7.27%
Limited leave with recourse to public funds (10 year route)	Leave to remain (LTR) with recourse	3	2.73%
Limited leave with recourse to public funds (following COC)	Leave to remain (LTR) with recourse	1	0.91%
Limited leave with recourse to public funds (other)	Leave to remain (LTR) with recourse	9	8.18%
Refugee Status	Leave to remain (LTR) with recourse	3	2.73%
Settled status ILR (EUSS)	Leave to remain (LTR) with recourse	1	0.91%
EEA / family member (resident Dec 20)- unlawfully present	No current immigration status	3	2.73%
Illegal entrant / Deception - did not claim asylum	No current immigration status	2	1.82%
Overstay / Breach - did not claim asylum	No current immigration status	14	12.73%
Status not confirmed	No current immigration status	5	4.55%
EUSS application submitted after 30 June 2021	Pre-settled / pending EUSS	1	0.91%
EUSS application submitted in time	Pre-settled / pending EUSS	1	0.91%
EUSS application submitted out of time	Pre-settled / pending EUSS	1	0.91%
EUSS application submitted pre-30 June 2021	Pre-settled / pending EUSS	1	0.91%
Pre-settled status LTR (EUSS)	Pre-settled / pending EUSS	7	6.36%
<b>Total</b>		<b>110</b>	<b>100.00%</b>

## Summary of immigration status - supported in Q4

Immigration Status Group	Count	Percentage
Leave to remain (LTR) with NRPF	32	30.19%
Leave to remain (LTR) with recourse	25	23.58%
No current immigration status	24	22.64%
Pre-settled / pending EUSS	11	10.38%
Asylum seeker / asylum seeker ARE	10	9.43%
British	4	3.77%
<b>Total</b>	<b>106</b>	<b>100.00%</b>

## Summary of immigration status - supported in Q4



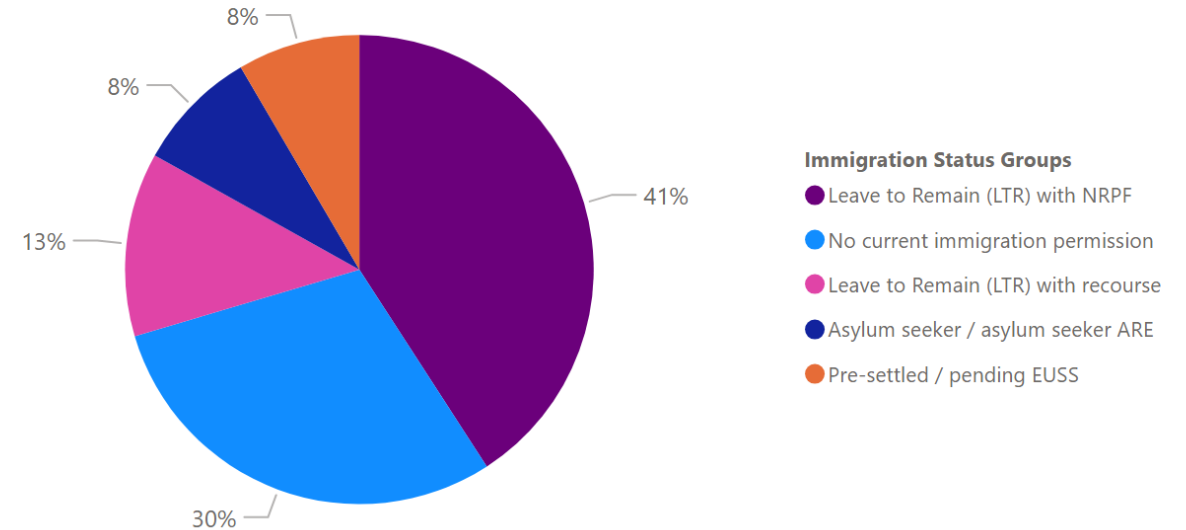
## Immigration status - all referrals in Q4

Immigration Status	Immigration Status Groups	Count	Percentage
Illegal entrant / Deception - claimed asylum	Asylum seeker / asylum seeker ARE	3	4.11%
Overstay / Breach - claimed asylum	Asylum seeker / asylum seeker ARE	3	4.11%
Awaiting first immigration check	Awaiting first immigration status check	2	2.74%
Limited leave with NRPF (10 year route)	Leave to Remain (LTR) with NRPF	1	1.37%
Limited leave with NRPF (other)	Leave to Remain (LTR) with NRPF	28	38.36%
Indefinite Leave	Leave to Remain (LTR) with recourse	2	2.74%
Limited leave with recourse to public funds (other)	Leave to Remain (LTR) with recourse	5	6.85%
Settled status ILR (EUSS)	Leave to Remain (LTR) with recourse	2	2.74%
Overstay / Breach - did not claim asylum	No current immigration permission	15	20.55%
Status not confirmed	No current immigration permission	6	8.22%
EUSS application submitted after 30 June 2021	Pre-settled / pending EUSS	1	1.37%
Pre-settled status LTR (EUSS)	Pre-settled / pending EUSS	5	6.85%
<b>Total</b>		<b>73</b>	<b>100.00%</b>

## Immigration status - all referrals in Q4‡

Immigration Status Groups	Count	Percentage
Leave to Remain (LTR) with NRPF	29	40.85%
No current immigration permission	21	29.58%
Leave to Remain (LTR) with recourse	9	12.68%
Asylum seeker / asylum seeker ARE	6	8.45%
Pre-settled / pending EUSS	6	8.45%
<b>Total</b>	<b>71</b>	<b>100.00%</b>

## Immigration status - all referrals in Q4‡



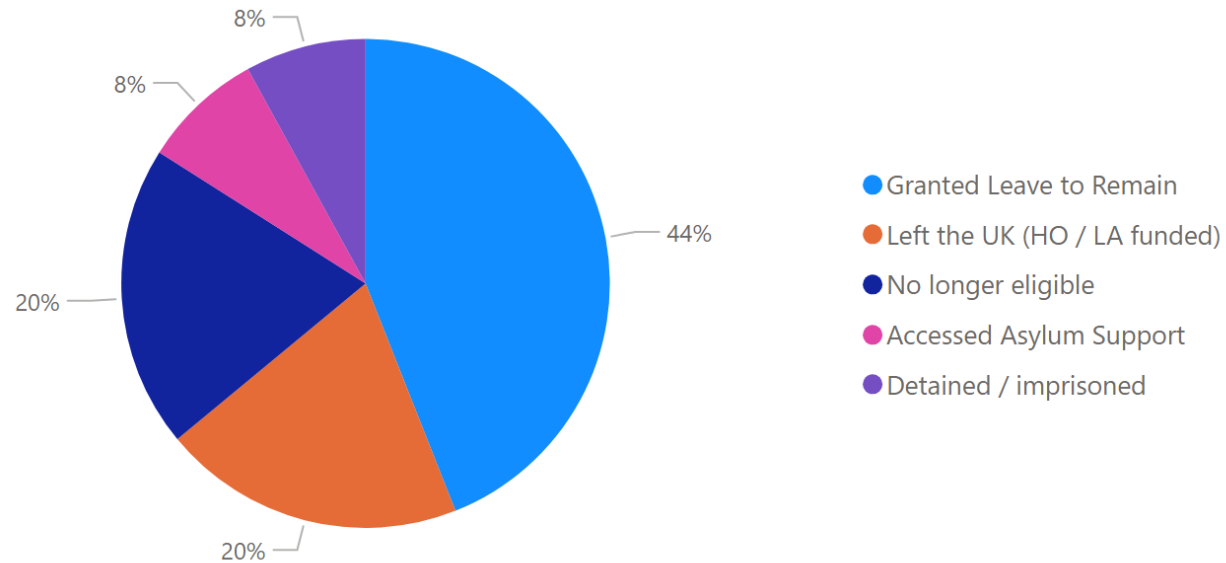
Closure reason - all closures in Q4

Reason for closure	Count	Percentage	Avg days on support
Granted Leave to Remain	11	44%	377
Left the UK (HO / LA funded)	5	20%	464
No longer eligible	5	20%	261
Accessed Asylum Support	2	8%	116
Detained / imprisoned	2	8%	1367
<b>Total</b>	<b>25</b>	<b>100%</b>	<b>429</b>

Onward referral for those no longer eligible

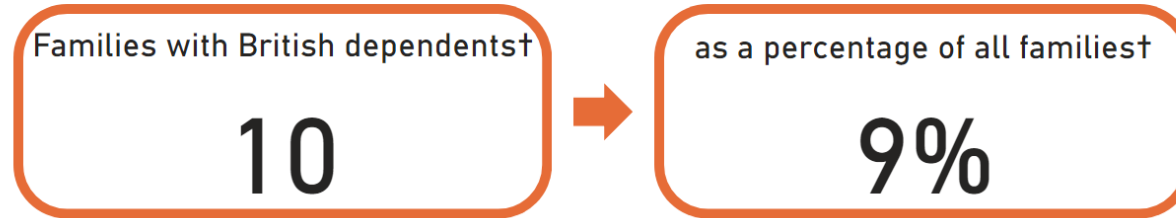
Referral	Count	Percentage
Mainstream benefits and housing services	2	40%
Employment	1	20%
Support accessed through friends / family	1	20%
Support accessed through VCS	1	20%
<b>Total</b>	<b>5</b>	<b>100%</b>

Closure reason - all closures in Q4

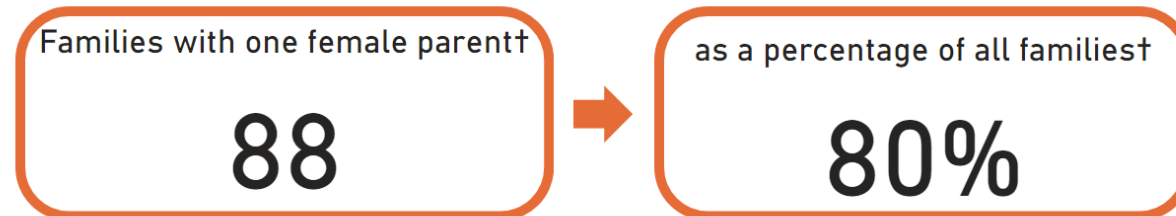
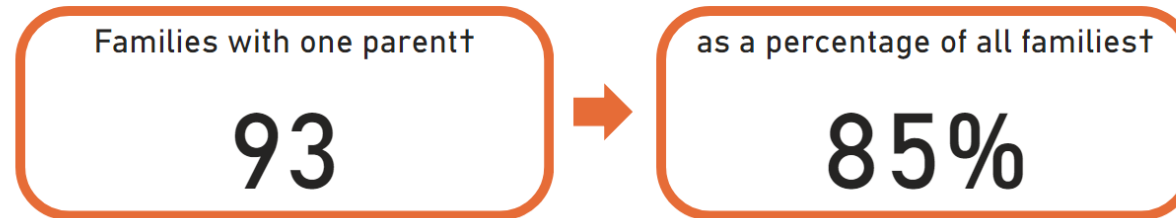


Following requests from our members, we have calculated the following figures:

## Families with British Dependents



## Single Parent Families



# Looked after Children and Care Leavers

Local authorities uploading financial data:  
(.../ 4 subscribers

## Referrals and Supported Households

	Q1	Q2	Q3	Q4	Year-to-date
New cases taken on for support	(Blank)	(Blank)	(Blank)	(Blank)	(Blank)
New cases	(Blank)	(Blank)	(Blank)	1	1
Cases closed	(Blank)	(Blank)	(Blank)	(Blank)	(Blank)

## Open Cases

	Q1	Q2	Q3	Q4	Year-to-date
Open cases	5	5	5	5	5
Open cases under age of 18	4	4	4	4	4
Open cases aged 18-20	(Blank)	(Blank)	(Blank)	(Blank)	(Blank)
Open cases aged 21-24	1	1	1	1	1

## Support Costs

	Q1	Q2	Q3	Q4	Year-to-date
Financially supported cases	(Blank)	(Blank)	(Blank)	(Blank)	(Blank)
Person-related cost	(Blank)	(Blank)	(Blank)	(Blank)	(Blank)
Property-related cost	(Blank)	(Blank)	(Blank)	(Blank)	(Blank)
Total cost	(Blank)	(Blank)	(Blank)	(Blank)	(Blank)
Average cost per case	(Blank)	(Blank)	(Blank)	(Blank)	(Blank)

## Immigration status - open cases in Q4

Immigration Status	Immigration Status Groups	Count	Percentage
Illegal entrant / Deception - claimed asylum	Asylum seeker / asylum seeker ARE	1	20.00%
EEA national	No current immigration permission	1	20.00%
EEA national - no record on HO systems	No current immigration permission	1	20.00%
Status not confirmed	No current immigration permission	1	20.00%
EUSS application submitted pre-30 June 2021	Pre-settled / pending EUSS	1	20.00%
<b>Total</b>		<b>5</b>	<b>100.00%</b>

## Summary of immigration status - open cases in Q4‡

Immigration Status Groups	Count	Percentage
No current immigration permission	3	60.00%
Asylum seeker / asylum seeker ARE	1	20.00%
Pre-settled / pending EUSS	1	20.00%
<b>Total</b>	<b>5</b>	<b>100.00%</b>

## Summary of immigration status - open cases in Q4‡

