



NRPF Connect Data Report Q3 2024/25

Yorkshire and the Humber

What is the NRPF Connect data report Q3 2024/25?

This data report collates and analyses the data recorded by councils in the Yorkshire & the Humber region using NRPF Connect in the year up to the end of quarter three of the 2024/25 financial year. It provides a summary of referrals made and the support provided by social care services around the UK for people with no recourse to public funds (NRPF). The data is used to inform policy recommendations.

What is NRPF Connect?

NRPF Connect is the national database and case management tool for councils to record details of households with NRPF that are being provided with accommodation and/or financial support by social services, hosted by the NRPF Network.

What support is recorded on NRPF Connect?

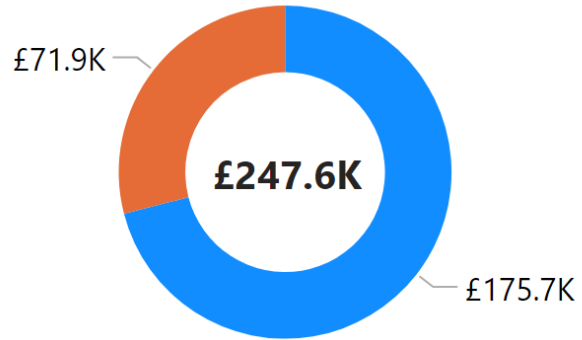
Councils can provide accommodation and financial support to people who are excluded from claiming benefits and mainstream housing assistance when statutory duties are engaged under social care legislation. Local authorities across the UK record the social care services they provide to families, adults with care needs, and care leavers with no recourse to public funds (NRPF). You can read more about NRPF support on the [NRPF Network website](#).

Notes on the data

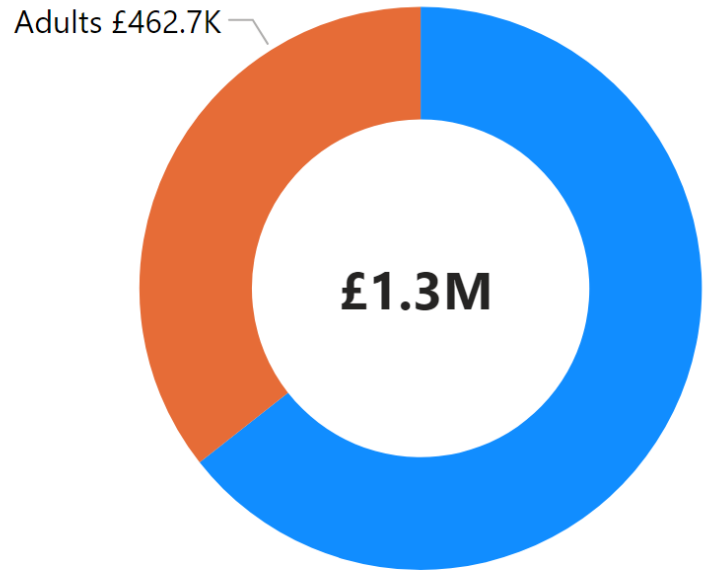
- "Adults" refers to adults with care needs provided with support under S18(1) Care Act 2014, S19(1) Care Act 2014, S12 Social Work (Scotland) Act 1968, P7 Housing Act 1996, S1 Localism Act 2011, or S117 Mental Health Act 1983.
- "Families" refers to families with a child in need with support under S17 Children Act 1989 or S22 Children (Scotland) Act 1995.
- "Children and care leavers" refers to looked after children and young people leaving care supported under Children (Leaving Care) Act 2000, S20 Children Act 1989, S25 Children (Scotland) Act 1995, or S29 & S30 Children (Scotland) Act 1995.
- "Support costs" relate to accommodation and financial support (subsistence) costs only, and do not include staffing or other costs incurred by councils delivering support to NRPF households.
- Data was last downloaded from NRPF Connect on 01/04/2025

Key

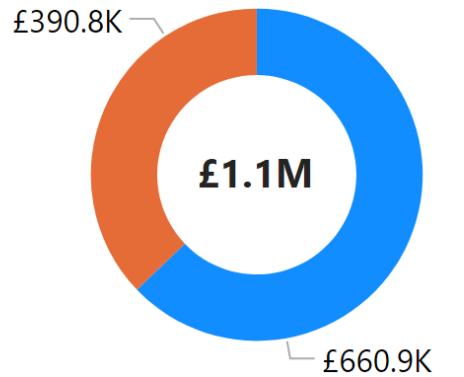
‡ - Those awaiting a first immigration check have been removed from the summary



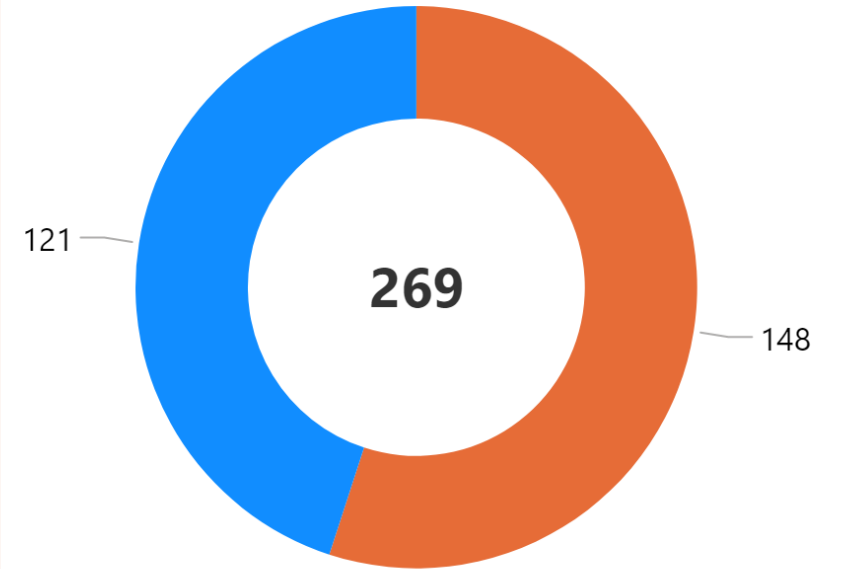
Person Related Costs



Total Quarterly Cost



Property Related Costs



Supported Households

- Families
- Children & Care Leavers
- Adults

4 local authority subscribers

Adults with care and support needs

Local authorities uploading financial data:

4 / 4 subscribers

Bradford	Kirklees	Leeds
Sheffield		

Referrals and Supported Households

	Q1	Q2	Q3	Q4	Year-to-date
New referrals	83	81	89		253
New households taken on for support	49	45	50		144
Supported households closed	30	62	39		131

Time on support

	Q1	Q2	Q3	Q4	Year-to-date
Average number of days on support	531	454	501		403
Households supported for 1000 days	16	14	15		19
1000 day households as % of total	11%	9%	10%		8%

Support Costs

	Q1	Q2	Q3	Q4	Year-to-date
Supported households	145	160	148		240
Dependents of supported households	8	16	9		21
Person-related cost	£62.7K	£67.4K	£71.9K		£201.9K
Property-related cost	£352.3K	£357.8K	£390.8K		£1.1M
Total quarterly cost	£414.9K	£425.2K	£462.7K		£1.3M
Average quarterly cost per household	£2.9K	£2.7K	£3.1K		£5.4K

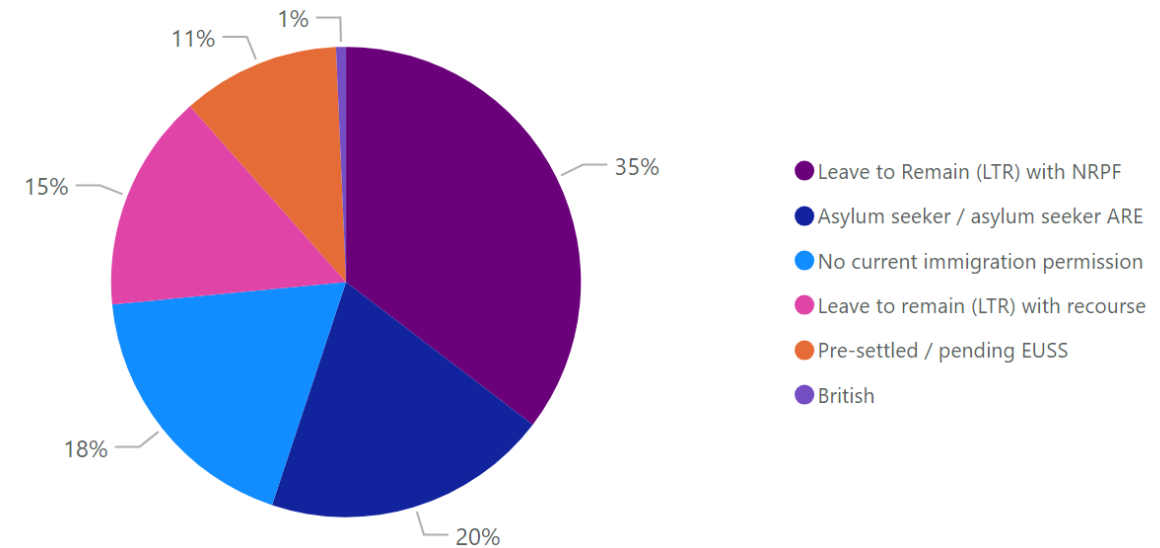
Immigration status - financially supported in Q3

Immigration Status	Immigration Status Group	Count	Percentage
Illegal entrant / Deception - claimed asylum	Asylum seeker / asylum seeker ARE	14	9.46%
In Country Asylum Seeker	Asylum seeker / asylum seeker ARE	1	0.68%
Overstay / Breach - claimed asylum	Asylum seeker / asylum seeker ARE	13	8.78%
Port Case	Asylum seeker / asylum seeker ARE	1	0.68%
Awaiting first immigration check	Awaiting first immigration check	1	0.68%
British	British	1	0.68%
Leave to Enter as visitor - NRPF	Leave to Remain (LTR) with NRPF	2	1.35%
Limited leave with NRPF (10 year route)	Leave to Remain (LTR) with NRPF	8	5.41%
Limited leave with NRPF (other)	Leave to Remain (LTR) with NRPF	42	28.38%
DDV Concession	Leave to remain (LTR) with recourse	5	3.38%
Humanitarian Protection	Leave to remain (LTR) with recourse	1	0.68%
Indefinite Leave	Leave to remain (LTR) with recourse	3	2.03%
Limited leave with recourse to public funds (other)	Leave to remain (LTR) with recourse	12	8.11%
Settled status ILR (EUSS)	Leave to remain (LTR) with recourse	1	0.68%
EEA / family member (resident Dec 20)- unlawfully present	No current immigration permission	3	2.03%
Illegal entrant / Deception - did not claim asylum	No current immigration permission	3	2.03%
Overstay / Breach - did not claim asylum	No current immigration permission	18	12.16%
Status not confirmed	No current immigration permission	3	2.03%
EUSS application submitted after 30 June 2021	Pre-settled / pending EUSS	1	0.68%
EUSS application submitted in time	Pre-settled / pending EUSS	1	0.68%
Pre-settled status LTR (EUSS)	Pre-settled / pending EUSS	14	9.46%
Total		148	100.00%

Summary of immigration status - supported in Q3

Immigration Status Group	Count	Percentage
Leave to Remain (LTR) with NRPF	52	35.37%
Asylum seeker / asylum seeker ARE	29	19.73%
No current immigration permission	27	18.37%
Leave to remain (LTR) with recourse	22	14.97%
Pre-settled / pending EUSS	16	10.88%
British	1	0.68%
Total	147	100.00%

Summary of immigration status - supported in Q3



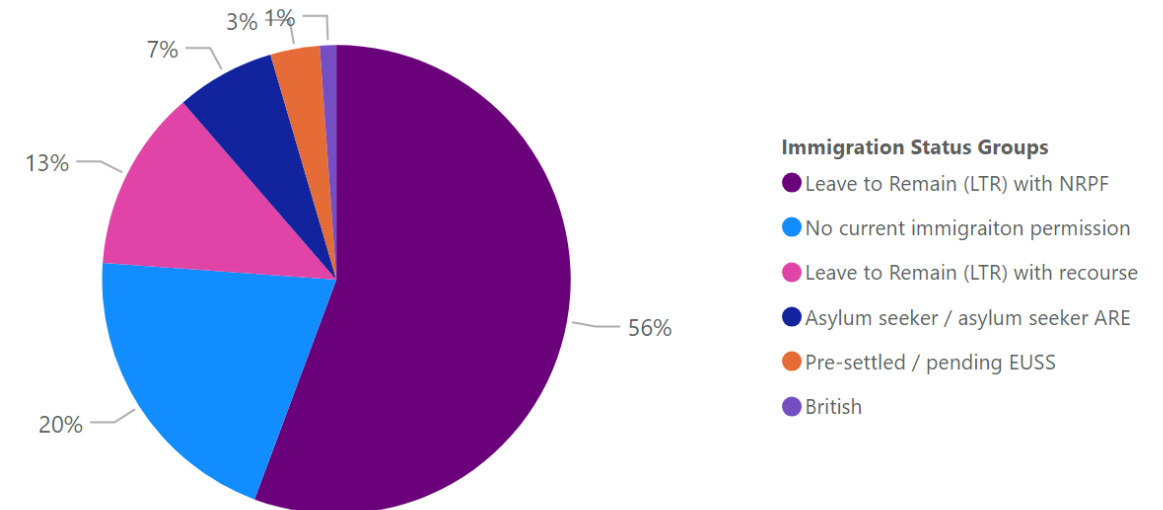
Immigration status - all referrals in Q3

Immigration Status	Immigration Status Groups	Count	Percentage
Illegal entrant / Deception - claimed asylum	Asylum seeker / asylum seeker ARE	3	3.37%
In Country Asylum Seeker	Asylum seeker / asylum seeker ARE	1	1.12%
Overstayer / Breach - claimed asylum	Asylum seeker / asylum seeker ARE	1	1.12%
Port Case	Asylum seeker / asylum seeker ARE	1	1.12%
Awaiting first immigration check	Awaiting first immigration status check	1	1.12%
British	British	1	1.12%
Leave to Enter as visitor - NRPF	Leave to Remain (LTR) with NRPF	3	3.37%
Limited leave with NRPF (10 year route)	Leave to Remain (LTR) with NRPF	8	8.99%
Limited leave with NRPF (other)	Leave to Remain (LTR) with NRPF	38	42.70%
DDV Concession	Leave to Remain (LTR) with recourse	1	1.12%
Indefinite Leave	Leave to Remain (LTR) with recourse	2	2.25%
Limited leave with recourse to public funds (10 year route)	Leave to Remain (LTR) with recourse	1	1.12%
Limited leave with recourse to public funds (other)	Leave to Remain (LTR) with recourse	6	6.74%
Settled status ILR (EUSS)	Leave to Remain (LTR) with recourse	1	1.12%
Illegal entrant / Deception - did not claim asylum	No current immigration permission	1	1.12%
Overstayer / Breach - did not claim asylum	No current immigration permission	12	13.48%
Status not confirmed	No current immigration permission	5	5.62%
Pre-settled status LTR (EUSS)	Pre-settled / pending EUSS	3	3.37%
Total		89	100.00%

Immigration status - all referrals in Q3‡

Immigration Status Groups	Count	Percentage
Leave to Remain (LTR) with NRPF	49	55.68%
No current immigration permission	18	20.45%
Leave to Remain (LTR) with recourse	11	12.50%
Asylum seeker / asylum seeker ARE	6	6.82%
Pre-settled / pending EUSS	3	3.41%
British	1	1.14%
Total	88	100.00%

Immigration status - all referrals in Q3‡



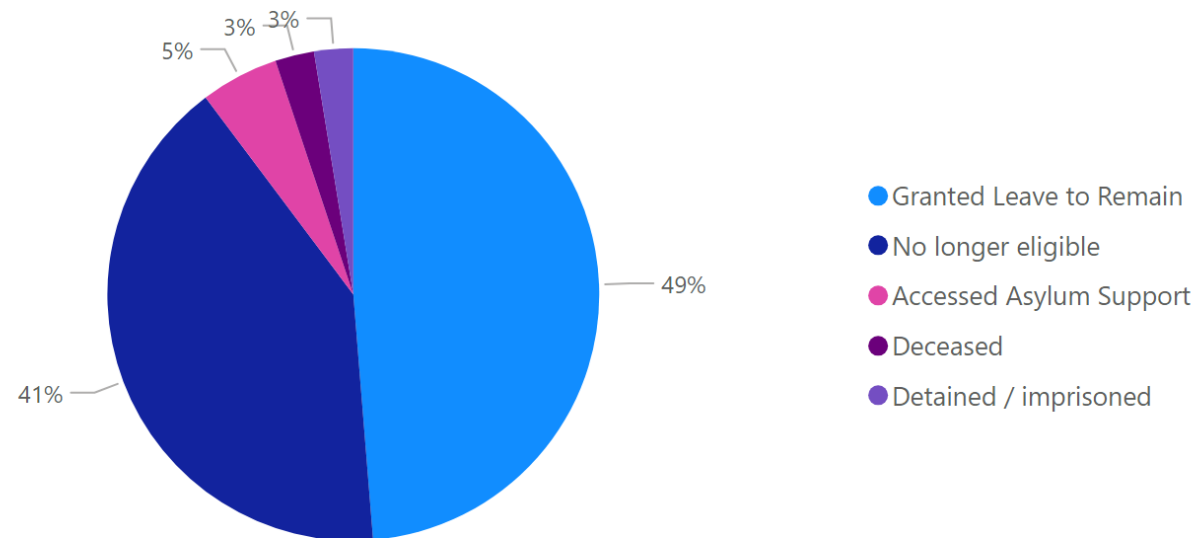
Closure reason - all closures in Q3

Reason for closure	Count	Percentage	Avg days on support
Granted Leave to Remain	19	49%	173
No longer eligible	16	41%	137
Accessed Asylum Support	2	5%	269
Deceased	1	3%	191
Detained / imprisoned	1	3%	344
Total	39	100%	168

Onward referral for those no longer eligible

Referral	Count	Percentage
Support accessed through friends / family	7	44%
NRM accommodation	3	19%
Mainstream benefits and housing services	2	13%
Refuge accommodation (not LA funded)	2	13%
Employment	1	6%
Support accessed through VCS	1	6%
Total	16	100%

Closure reason - all closures in Q3



Families with Children in Need

Local authorities uploading financial data:

4 / 4 subscribers

Bradford	Kirklees	Leeds
Sheffield		

Referrals and Supported Households

	Q1	Q2	Q3	Q4	Year-to-date
New referrals	48	53	54		155
New households taken on for support	16	22	19		57
Supported households closed	15	16	12		43

Time on support

	Q1	Q2	Q3	Q4	Year-to-date
Average number of days on support	532	551	559		515
Households supported for 1000 days	21	25	25		28
1000 day households as % of total	19%	21%	21%		18%

Support Costs

	Q1	Q2	Q3	Q4	Year-to-date
Supported households	111	118	121		152
Dependents of supported households	215	233	237		284
Person-related cost	£151.9K	£163.0K	£175.7K		£493.3K
Property-related cost	£620.5K	£626.7K	£660.9K		£1.9M
Total quarterly cost	£772.4K	£789.8K	£836.6K		£2.4M
Average quarterly cost per household	£7.0K	£6.7K	£6.9K		£15.8K

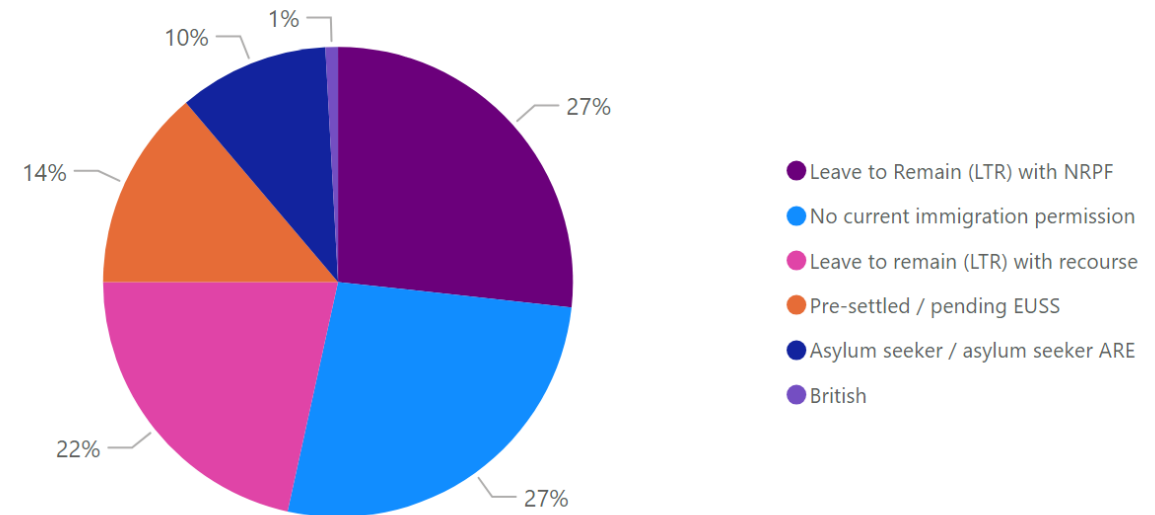
Immigration status - financially supported in Q3

Immigration Status	Immigration Status Group	Count	Percentage
Illegal entrant / Deception - claimed asylum	Asylum seeker / asylum seeker ARE	1	0.83%
In Country Asylum Seeker	Asylum seeker / asylum seeker ARE	3	2.48%
Overstayer / Breach - claimed asylum	Asylum seeker / asylum seeker ARE	6	4.96%
Port Case	Asylum seeker / asylum seeker ARE	2	1.65%
Awaiting first immigration check	Awaiting first immigration check	5	4.13%
British	British	1	0.83%
Leave to Enter as visitor - NRPF	Leave to Remain (LTR) with NRPF	1	0.83%
Limited leave with NRPF (10 year route)	Leave to Remain (LTR) with NRPF	5	4.13%
Limited leave with NRPF (other)	Leave to Remain (LTR) with NRPF	25	20.66%
DDV Concession	Leave to remain (LTR) with recourse	3	2.48%
Indefinite Leave	Leave to remain (LTR) with recourse	6	4.96%
Limited leave with recourse to public funds (10 year route)	Leave to remain (LTR) with recourse	3	2.48%
Limited leave with recourse to public funds (other)	Leave to remain (LTR) with recourse	9	7.44%
Refugee Status	Leave to remain (LTR) with recourse	3	2.48%
Settled status ILR (EUSS)	Leave to remain (LTR) with recourse	1	0.83%
EEA / family member (resident Dec 20)- unlawfully present	No current immigration permission	3	2.48%
Illegal entrant / Deception - did not claim asylum	No current immigration permission	2	1.65%
Overstayer / Breach - did not claim asylum	No current immigration permission	21	17.36%
Status not confirmed	No current immigration permission	5	4.13%
EUSS application submitted after 30 June 2021	Pre-settled / pending EUSS	4	3.31%
EUSS application submitted out of time	Pre-settled / pending EUSS	1	0.83%
EUSS application submitted pre-30 June 2021	Pre-settled / pending EUSS	1	0.83%
Pre-settled status LTR (EUSS)	Pre-settled / pending EUSS	10	8.26%
Total		121	100.00%

Summary of immigration status - supported in Q3‡

Immigration Status Group	Count	Percentage
Leave to Remain (LTR) with NRPF	31	26.72%
No current immigration permission	31	26.72%
Leave to remain (LTR) with recourse	25	21.55%
Pre-settled / pending EUSS	16	13.79%
Asylum seeker / asylum seeker ARE	12	10.34%
British	1	0.86%
Total	116	100.00%

Summary of immigration status - supported in Q3‡



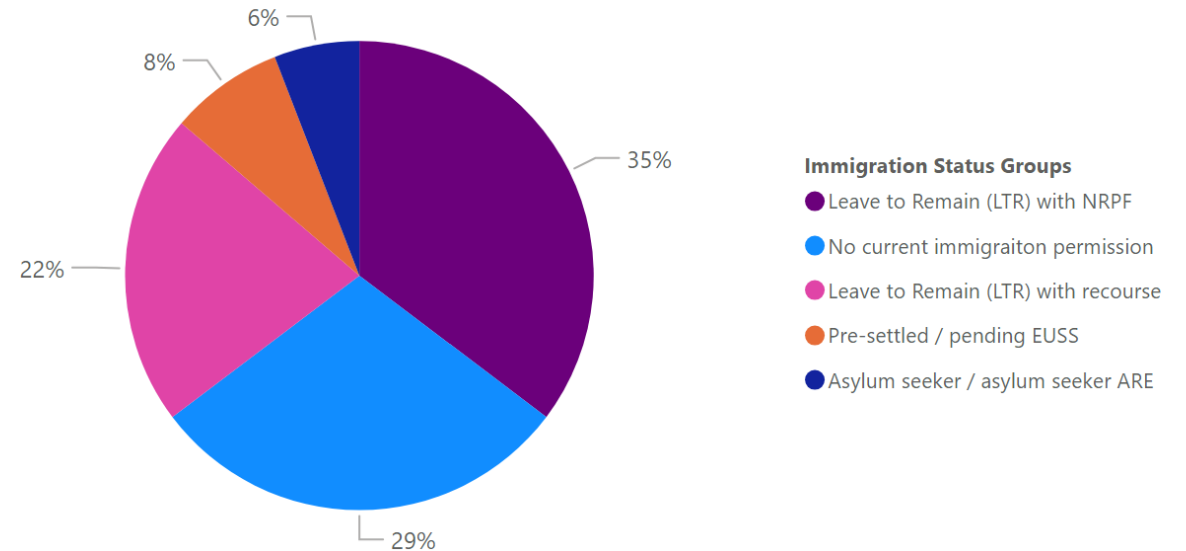
Immigration status - all referrals in Q3

Immigration Status	Immigration Status Groups	Count	Percentage
Illegal entrant / Deception - claimed asylum	Asylum seeker / asylum seeker ARE	1	1.85%
Overstay / Breach - claimed asylum	Asylum seeker / asylum seeker ARE	2	3.70%
Awaiting first immigration check	Awaiting first immigration status check	3	5.56%
Limited leave with NRPF (10 year route)	Leave to Remain (LTR) with NRPF	3	5.56%
Limited leave with NRPF (other)	Leave to Remain (LTR) with NRPF	15	27.78%
DDV Concession	Leave to Remain (LTR) with recourse	2	3.70%
Indefinite Leave	Leave to Remain (LTR) with recourse	2	3.70%
Limited leave with recourse to public funds (other)	Leave to Remain (LTR) with recourse	6	11.11%
Settled status ILR (EUSS)	Leave to Remain (LTR) with recourse	1	1.85%
Illegal entrant / Deception - did not claim asylum	No current immigration permission	3	5.56%
Overstay / Breach - did not claim asylum	No current immigration permission	7	12.96%
Status not confirmed	No current immigration permission	5	9.26%
Pre-settled status LTR (EUSS)	Pre-settled / pending EUSS	4	7.41%
Total		54	100.00%

Immigration status - all referrals in Q3‡

Immigration Status Groups	Count	Percentage
Leave to Remain (LTR) with NRPF	18	35.29%
No current immigration permission	15	29.41%
Leave to Remain (LTR) with recourse	11	21.57%
Pre-settled / pending EUSS	4	7.84%
Asylum seeker / asylum seeker ARE	3	5.88%
Total	51	100.00%

Immigration status - all referrals in Q3‡



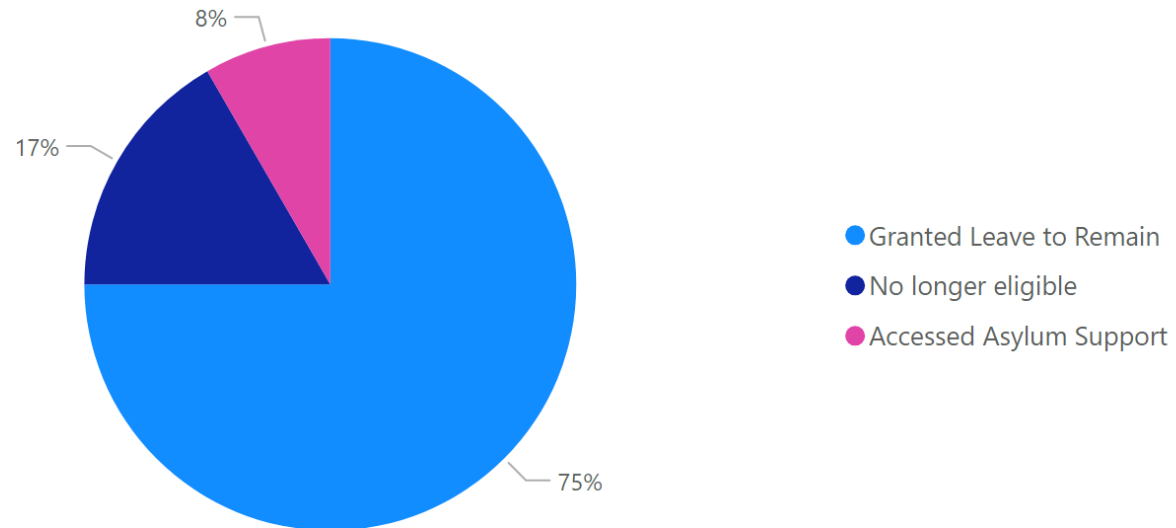
Closure reason - all closures in Q3

Reason for closure	Count	Percentage	Avg days on support
Granted Leave to Remain	9	75%	336
No longer eligible	2	17%	154
Accessed Asylum Support	1	8%	211
Total	12	100%	295

Onward referral for those no longer eligible

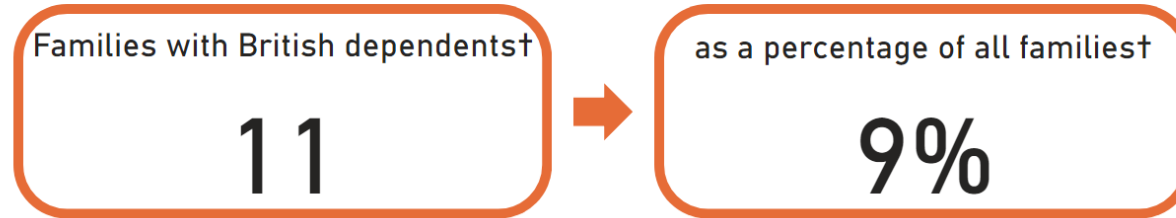
Referral	Count	Percentage
Mainstream benefits and housing services	1	50%
Support accessed through friends / family	1	50%
Total	2	100%

Closure reason - all closures in Q3

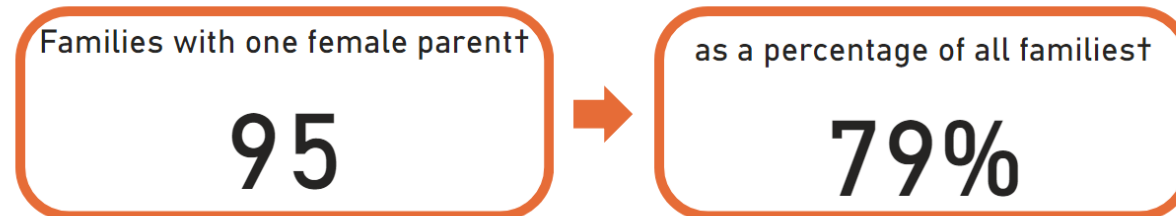
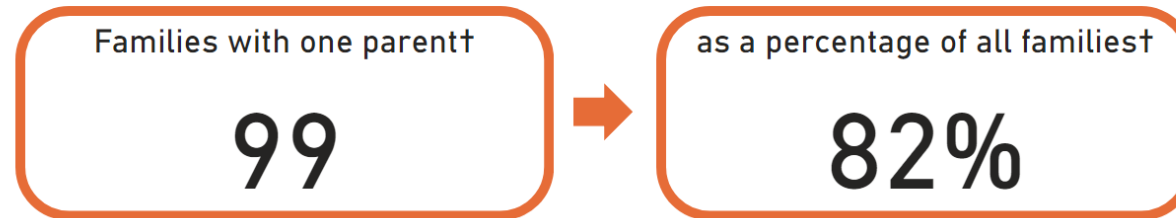


Following requests from our members, we have calculated the following figures:

Families with British Dependents



Single Parent Families



Looked after Children and Care Leavers

Local authorities uploading financial data:
(.../ 4 subscribers

Referrals and Supported Households

	Q1	Q2	Q3	Q4	Year-to-date
New cases taken on for support	(Blank)	(Blank)	(Blank)		(Blank)
New cases	(Blank)	(Blank)	(Blank)		(Blank)
Cases closed	(Blank)	(Blank)	(Blank)		(Blank)

Open Cases

	Q1	Q2	Q3	Q4	Year-to-date
Open cases	5	5	5		5
Open cases under age of 18	4	4	4		4
Open cases aged 18-20	(Blank)	(Blank)	(Blank)		(Blank)
Open cases aged 21-24	1	1	1		1

Support Costs

	Q1	Q2	Q3	Q4	Year-to-date
Financially supported cases	(Blank)	(Blank)	(Blank)		(Blank)
Person-related cost	(Blank)	(Blank)	(Blank)		(Blank)
Property-related cost	(Blank)	(Blank)	(Blank)		(Blank)
Total cost	(Blank)	(Blank)	(Blank)		(Blank)
Average cost per case	(Blank)	(Blank)	(Blank)		(Blank)

Immigration status - open cases in Q3

Immigration Status	Immigration Status Groups	Count	Percentage
Illegal entrant / Deception - claimed asylum	Asylum seeker / asylum seeker ARE	1	20.00%
EEA national	No current immigration permission	1	20.00%
EEA national - no record on HO systems	No current immigration permission	1	20.00%
Status not confirmed	No current immigration permission	1	20.00%
EUSS application submitted pre-30 June 2021	Pre-settled / pending EUSS	1	20.00%
Total		5	100.00%

Summary of immigration status - open cases in Q3‡

Immigration Status Groups	Count	Percentage
No current immigration permission	3	60.00%
Asylum seeker / asylum seeker ARE	1	20.00%
Pre-settled / pending EUSS	1	20.00%
Total	5	100.00%

Summary of immigration status - open cases in Q3‡

