



# NRPF Connect Data Report Q2 2024/25

Yorkshire & the Humber

## What is the NRPF Connect data report Q2 2024/25?

This data report collates and analyses the data recorded by councils in the Yorkshire & the Humber region using NRPF Connect in the second quarter of the 2024/25 financial year. It provides a summary of referrals made and the support provided by social care services around the UK for people with no recourse to public funds (NRPF). The data is used to inform policy recommendations.

## What is NRPF Connect?

NRPF Connect is the national database and case management tool for councils to record details of households with NRPF that are being provided with accommodation and/or financial support by social services, hosted by the NRPF Network.

## What support is recorded on NRPF Connect?

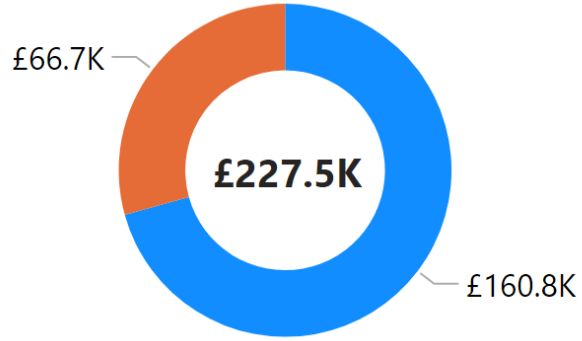
Councils can provide accommodation and financial support to people who are excluded from claiming benefits and mainstream housing assistance when statutory duties are engaged under social care legislation. Local authorities across the UK record the social care services they provide to families, adults with care needs, and care leavers with no recourse to public funds (NRPF). You can read more about NRPF support on the [NRPF Network website](#).

## Notes on the data

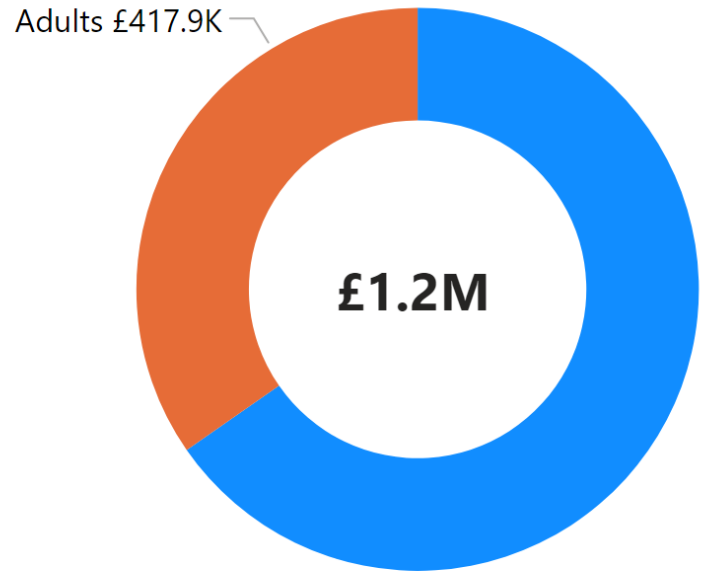
- “Adults” refers to adults with care needs provided with support under S18(1) Care Act 2014, S19(1) Care Act 2014, S12 Social Work (Scotland) Act 1968, P7 Housing Act 1996, S1 Localism Act 2011, or S117 Mental Health Act 1983.
- “Families” refers to families with a child in need with support under S17 Children Act 1989 or S22 Children (Scotland) Act 1995.
- “Children and care leavers” refers to looked after children and young people leaving care supported under Children (Leaving Care) Act 2000, S20 Children Act 1989, S25 Children (Scotland) Act 1995, or S29 & S30 Children (Scotland) Act 1995.
- “Support costs” relate to accommodation and financial support (subsistence) costs only, and do not include staffing or other costs incurred by councils delivering support to NRPF households.
- Data was last downloaded from NRPF Connect on 22/10/2024
- “Year-to-date” figures cover the time period from the start of the financial year to the end of the reported quarter.

## Key

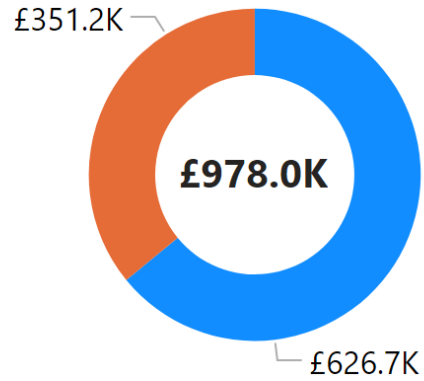
‡ - Those awaiting a first immigration check have been removed from the summary



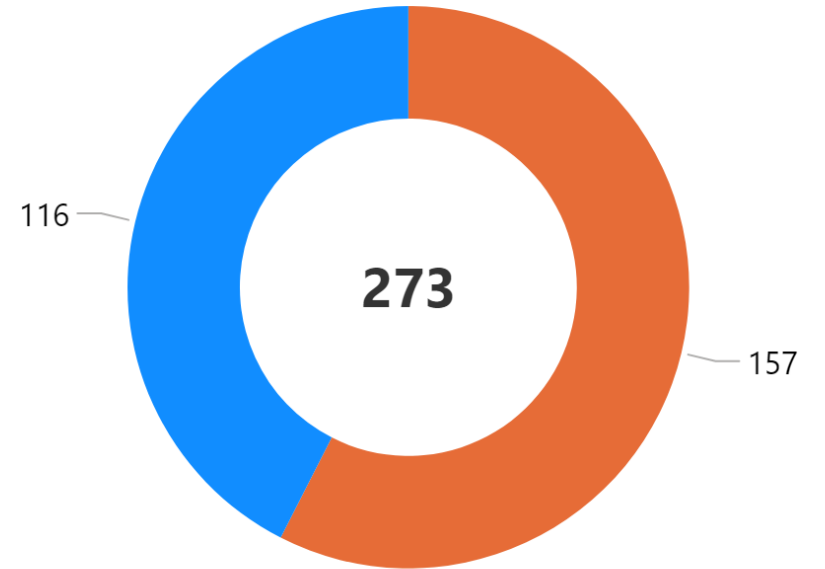
Person Related Costs



Total Quarterly Cost



Property Related Costs



Supported Households

- Families
- Children & Care Leavers
- Adults

4 local authority subscribers

# Adults with care and support needs

## Local authorities uploading financial data:

3 / 4 subscribers

Bradford

Kirklees

Sheffield

## Referrals and Supported Households

	Q1	Q2	Q3	Q4	Year-to-date
New referrals	83	81			164
New households taken on for support	49	44			93
Supported households closed	30	62			92

## Time on support

	Q1	Q2	Q3	Q4	Year-to-date
Average number of days on support	535	458			461
Households supported for 1000 days	16	14			17
1000 day households as % of total	11%	9%			9%

## Support Costs

	Q1	Q2	Q3	Q4	Year-to-date
Supported households	143	157			187
Dependents of supported households	8	10			12
Person-related cost	£62.0K	£66.7K			£128.7K
Property-related cost	£347.0K	£351.2K			£698.3K
Total quarterly cost	£409.0K	£417.9K			£826.9K
Average quarterly cost per household	£2.9K	£2.7K			£4.4K

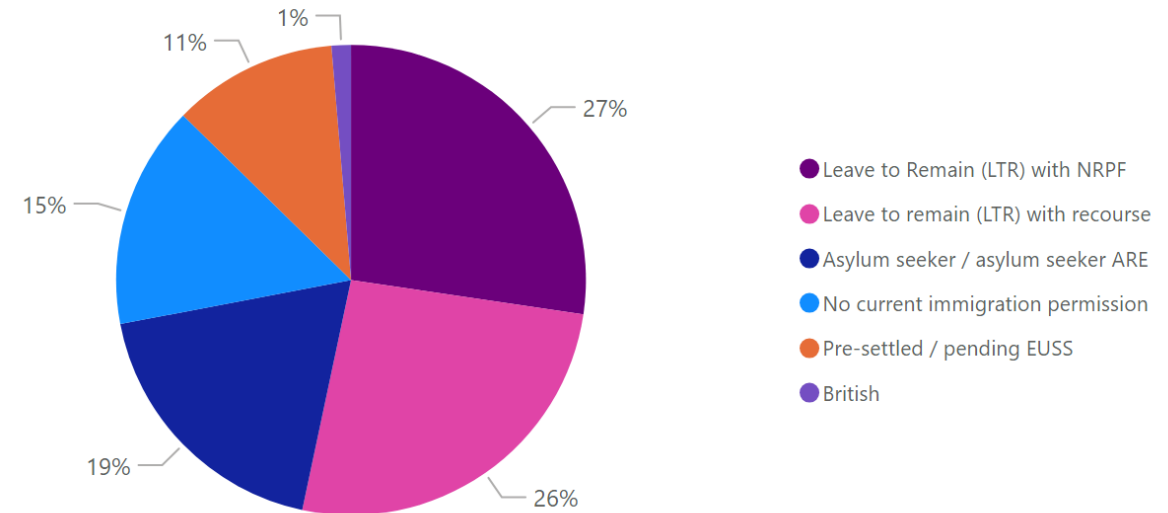
## Immigration status - financially supported in Q2

Immigration Status	Immigration Status Group	Count	Percentage
Awaiting first immigration check	Awaiting first immigration check	7	4.46%
British	British	2	1.27%
DDV Concession	Leave to remain (LTR) with recourse	21	13.38%
EEA / family member (resident Dec 20)- unlawfully present	No current immigration permission	3	1.91%
EUSS application submitted after 30 June 2021	Pre-settled / pending EUSS	1	0.64%
EUSS application submitted out of time	Pre-settled / pending EUSS	1	0.64%
Humanitarian Protection	Leave to remain (LTR) with recourse	2	1.27%
Illegal entrant / Deception - claimed asylum	Asylum seeker / asylum seeker ARE	13	8.28%
Illegal entrant / Deception - did not claim asylum	No current immigration permission	3	1.91%
Indefinite Leave	Leave to remain (LTR) with recourse	2	1.27%
Leave to Enter as visitor - NRPF	Leave to Remain (LTR) with NRPF	1	0.64%
Limited leave with NRPF (10 year route)	Leave to Remain (LTR) with NRPF	3	1.91%
Limited leave with NRPF (other)	Leave to Remain (LTR) with NRPF	37	23.57%
Limited leave with recourse to public funds (following COC)	Leave to remain (LTR) with recourse	1	0.64%
Limited leave with recourse to public funds (other)	Leave to remain (LTR) with recourse	11	7.01%
Overstayer / Breach - claimed asylum	Asylum seeker / asylum seeker ARE	13	8.28%
Overstayer / Breach - did not claim asylum	No current immigration permission	15	9.55%
Port Case	Asylum seeker / asylum seeker ARE	2	1.27%
Pre-settled status LTR (EUSS)	Pre-settled / pending EUSS	15	9.55%
Refugee Status	Leave to remain (LTR) with recourse	1	0.64%
Settled status ILR (EUSS)	Leave to remain (LTR) with recourse	1	0.64%
Status not confirmed	No current immigration permission	2	1.27%
<b>Total</b>		<b>157</b>	<b>100.00%</b>

## Summary of immigration status - supported in Q2‡

Immigration Status Group	Count	Percentage
Asylum seeker / asylum seeker ARE	28	18.67%
British	2	1.33%
Leave to Remain (LTR) with NRPF	41	27.33%
Leave to remain (LTR) with recourse	39	26.00%
No current immigration permission	23	15.33%
Pre-settled / pending EUSS	17	11.33%
<b>Total</b>	<b>150</b>	<b>100.00%</b>

## Summary of immigration status - supported in Q2‡



# Immigration Status of Referred Households - Adults with care and support needs

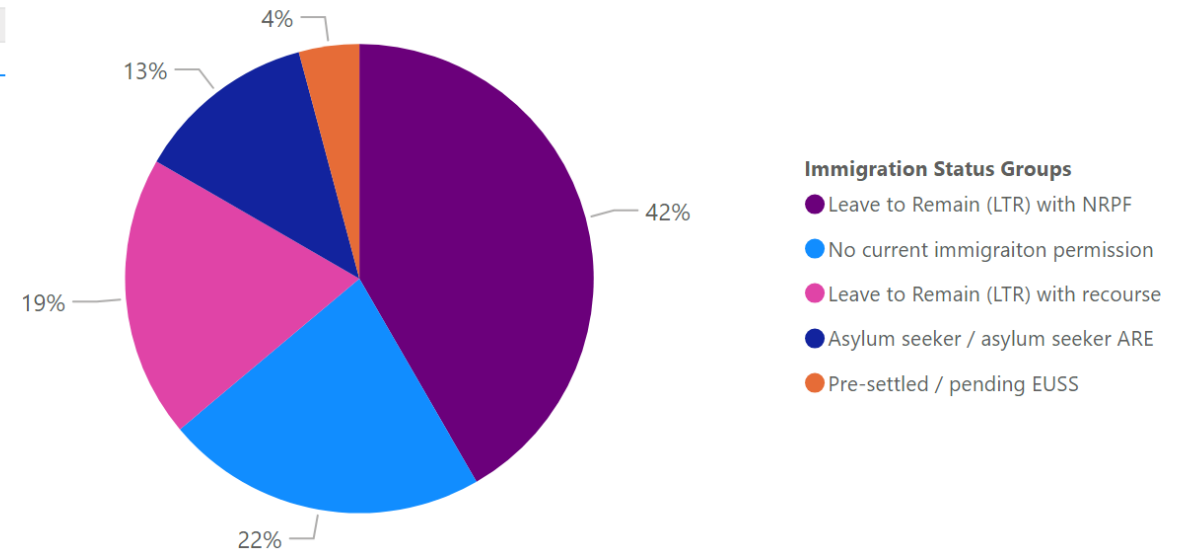
## Immigration status - all referrals in Q2

Immigration Status	Immigration Status Groups	Count	Percentage
Illegal entrant / Deception - claimed asylum	Asylum seeker / asylum seeker ARE	3	3.70%
In Country Asylum Seeker	Asylum seeker / asylum seeker ARE	1	1.23%
Overstayer / Breach - claimed asylum	Asylum seeker / asylum seeker ARE	4	4.94%
Port Case	Asylum seeker / asylum seeker ARE	1	1.23%
Awaiting first immigration check	Awaiting first immigration status check	9	11.11%
Hong Kong BN(O) Visa	Leave to Remain (LTR) with NRPF	1	1.23%
Limited leave with NRPF (10 year route)	Leave to Remain (LTR) with NRPF	3	3.70%
Limited leave with NRPF (other)	Leave to Remain (LTR) with NRPF	26	32.10%
DDV Concession	Leave to Remain (LTR) with recourse	4	4.94%
Humanitarian Protection	Leave to Remain (LTR) with recourse	1	1.23%
Limited leave with recourse to public funds (following COC)	Leave to Remain (LTR) with recourse	1	1.23%
Limited leave with recourse to public funds (other)	Leave to Remain (LTR) with recourse	6	7.41%
Settled status ILR (EUSS)	Leave to Remain (LTR) with recourse	2	2.47%
Illegal entrant / Deception - did not claim asylum	No current immigration permission	2	2.47%
Overstayer / Breach - did not claim asylum	No current immigration permission	4	4.94%
Status not confirmed	No current immigration permission	10	12.35%
Pre-settled status LTR (EUSS)	Pre-settled / pending EUSS	3	3.70%
<b>Total</b>		<b>81</b>	<b>100.00%</b>

## Immigration status - all referrals in Q2‡

Immigration Status Groups	Count	Percentage
Leave to Remain (LTR) with NRPF	30	41.67%
No current immigration permission	16	22.22%
Leave to Remain (LTR) with recourse	14	19.44%
Asylum seeker / asylum seeker ARE	9	12.50%
Pre-settled / pending EUSS	3	4.17%
<b>Total</b>	<b>72</b>	<b>100.00%</b>

## Immigration status - all referrals in Q2‡



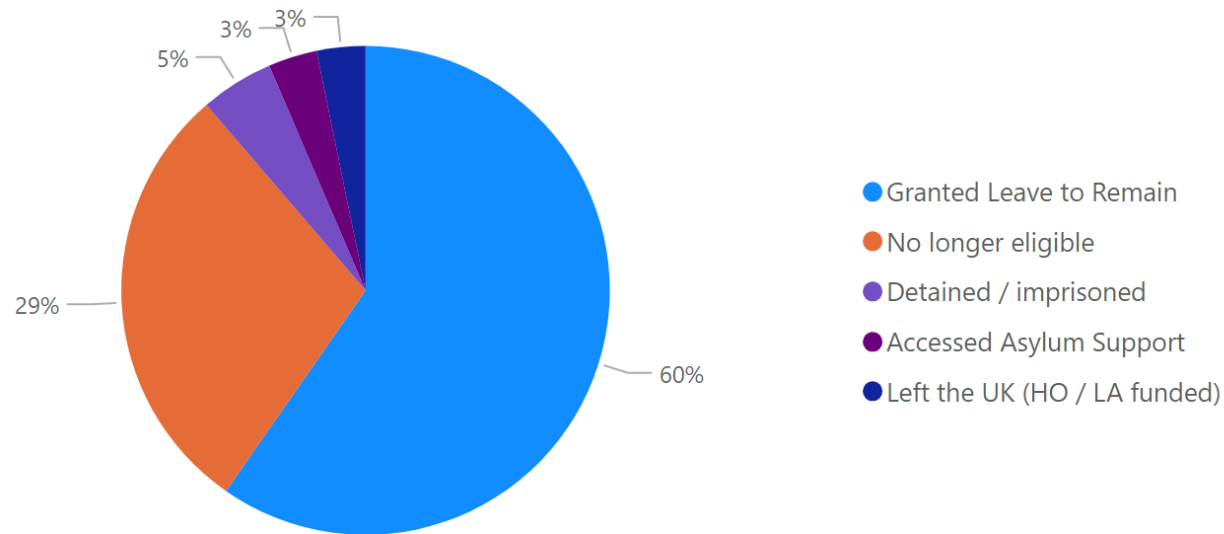
Closure reason - all closures in Q2

Reason for closure	Count	Percentage	Avg days on support
Granted Leave to Remain	37	60%	150
No longer eligible	18	29%	130
Detained / imprisoned	3	5%	31
Accessed Asylum Support	2	3%	66
Left the UK (HO / LA funded)	2	3%	76
<b>Total</b>	<b>62</b>	<b>100%</b>	<b>133</b>

Onward referral for those no longer eligible

Referral	Count	Percentage
Mainstream benefits and housing services	8	44%
Support accessed through friends / family	5	28%
Employment	2	11%
NRM accommodation	1	6%
Refuge accommodation (not LA funded)	1	6%
Support accessed through VCS	1	6%
<b>Total</b>	<b>18</b>	<b>100%</b>

Closure reason - all closures in Q2



# Families with Children in Need

## Local authorities uploading financial data:

4 / 4 subscribers

Bradford	Kirklees	Leeds
Sheffield		

## Referrals and Supported Households

	Q1	Q2	Q3	Q4	Year-to-date
New referrals	48	53			101
New households taken on for support	15	21			36
Supported households closed	15	16			31

## Time on support

	Q1	Q2	Q3	Q4	Year-to-date
Average number of days on support	536	559			520
Households supported for 1000 days	21	25			26
1000 day households as % of total	19%	22%			20%

## Support Costs

	Q1	Q2	Q3	Q4	Year-to-date
Supported households	110	116			131
Dependents of supported households	211	228			247
Person-related cost	£151.0K	£160.8K			£313.6K
Property-related cost	£620.5K	£626.7K			£1.2M
Total quarterly cost	£771.5K	£787.6K			£1.6M
Average quarterly cost per household	£7.0K	£6.8K			£11.9K

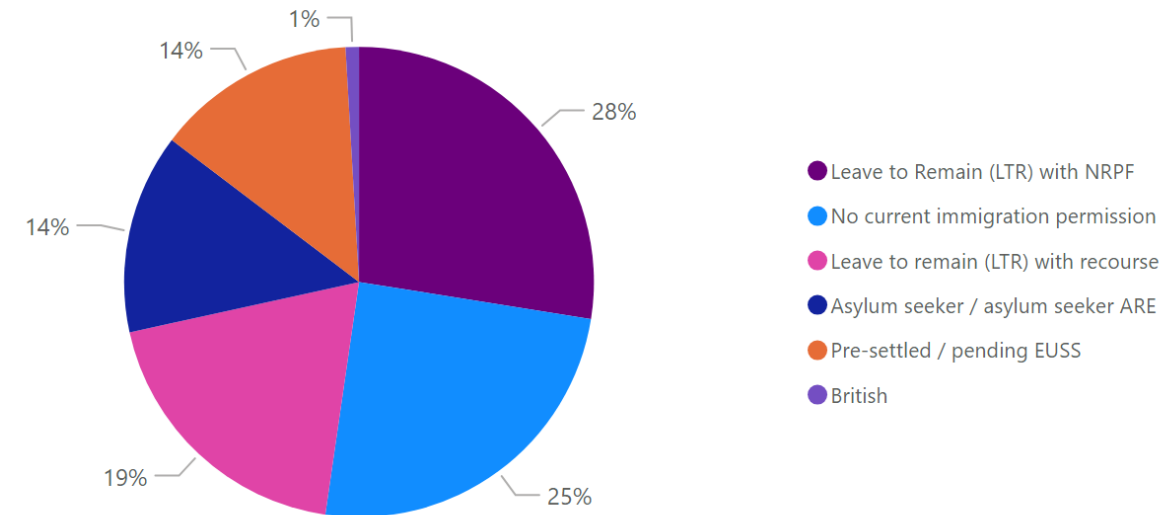
## Immigration status - financially supported in Q2

Immigration Status	Immigration Status Group	Count	Percentage
Awaiting first immigration check	Awaiting first immigration check	7	6.03%
British	British	1	0.86%
DDV Concession	Leave to remain (LTR) with recourse	6	5.17%
EEA / family member (resident Dec 20)- unlawfully present	No current immigration permission	3	2.59%
EUSS application submitted after 30 June 2021	Pre-settled / pending EUSS	3	2.59%
EUSS application submitted in time	Pre-settled / pending EUSS	1	0.86%
EUSS application submitted pre-30 June 2021	Pre-settled / pending EUSS	1	0.86%
Illegal entrant / Deception - claimed asylum	Asylum seeker / asylum seeker ARE	3	2.59%
Illegal entrant / Deception - did not claim asylum	No current immigration permission	2	1.72%
In Country Asylum Seeker	Asylum seeker / asylum seeker ARE	3	2.59%
Indefinite Leave	Leave to remain (LTR) with recourse	4	3.45%
Leave to Enter as visitor - NRPF	Leave to Remain (LTR) with NRPF	1	0.86%
Limited leave with NRPF (10 year route)	Leave to Remain (LTR) with NRPF	4	3.45%
Limited leave with NRPF (other)	Leave to Remain (LTR) with NRPF	25	21.55%
Limited leave with recourse to public funds (10 year route)	Leave to remain (LTR) with recourse	2	1.72%
Limited leave with recourse to public funds (following COC)	Leave to remain (LTR) with recourse	1	0.86%
Limited leave with recourse to public funds (other)	Leave to remain (LTR) with recourse	4	3.45%
Overstayer / Breach - claimed asylum	Asylum seeker / asylum seeker ARE	7	6.03%
Overstayer / Breach - did not claim asylum	No current immigration permission	14	12.07%
Port Case	Asylum seeker / asylum seeker ARE	2	1.72%
Pre-settled status LTR (EUSS)	Pre-settled / pending EUSS	10	8.62%
Refugee Status	Leave to remain (LTR) with recourse	3	2.59%
Settled status ILR (EUSS)	Leave to remain (LTR) with recourse	1	0.86%
Status not confirmed	No current immigration permission	8	6.90%
<b>Total</b>		<b>116</b>	<b>100.00%</b>

## Summary of immigration status - supported in Q2‡

Immigration Status Group	Count	Percentage
Asylum seeker / asylum seeker ARE	15	13.76%
British	1	0.92%
Leave to Remain (LTR) with NRPF	30	27.52%
Leave to remain (LTR) with recourse	21	19.27%
No current immigration permission	27	24.77%
Pre-settled / pending EUSS	15	13.76%
<b>Total</b>	<b>109</b>	<b>100.00%</b>

## Summary of immigration status - supported in Q2‡



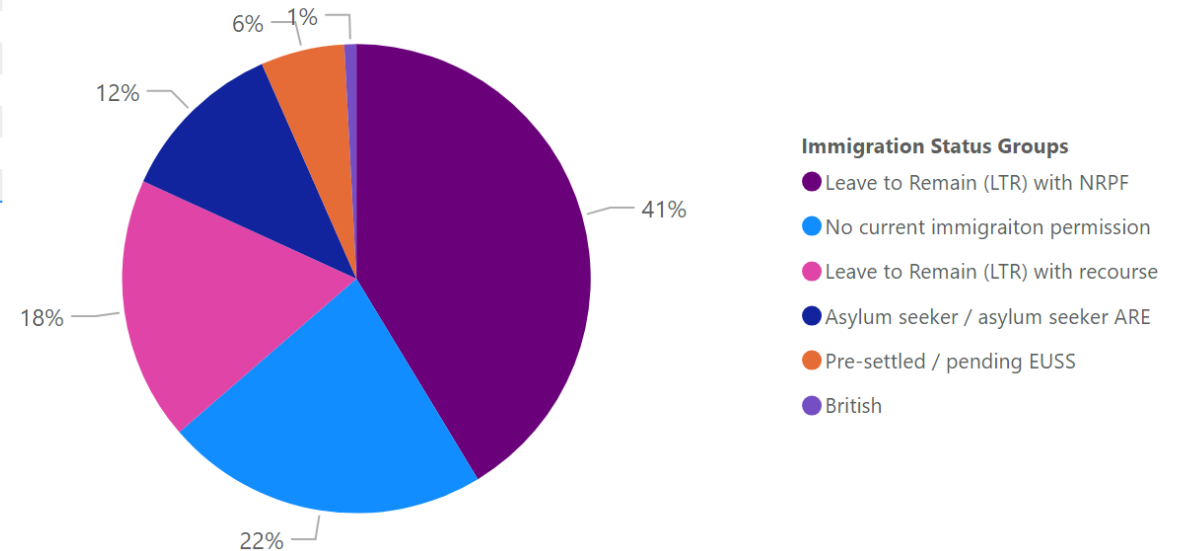
## Immigration status - all referrals in Q2

Immigration Status	Immigration Status Groups	Count	Percentage
Illegal entrant / Deception - claimed asylum	Asylum seeker / asylum seeker ARE	4	2.99%
In Country Asylum Seeker	Asylum seeker / asylum seeker ARE	2	1.49%
Overstay / Breach - claimed asylum	Asylum seeker / asylum seeker ARE	7	5.22%
Port Case	Asylum seeker / asylum seeker ARE	1	0.75%
Awaiting first immigration check	Awaiting first immigration status check	13	9.70%
British	British	1	0.75%
Hong Kong BN(O) Visa	Leave to Remain (LTR) with NRPF	1	0.75%
Limited leave with NRPF (10 year route)	Leave to Remain (LTR) with NRPF	4	2.99%
Limited leave with NRPF (other)	Leave to Remain (LTR) with NRPF	45	33.58%
DDV Concession	Leave to Remain (LTR) with recourse	7	5.22%
Humanitarian Protection	Leave to Remain (LTR) with recourse	1	0.75%
Indefinite Leave	Leave to Remain (LTR) with recourse	3	2.24%
Limited leave with recourse to public funds (following COC)	Leave to Remain (LTR) with recourse	1	0.75%
Limited leave with recourse to public funds (other)	Leave to Remain (LTR) with recourse	8	5.97%
Settled status ILR (EUSS)	Leave to Remain (LTR) with recourse	2	1.49%
Illegal entrant / Deception - did not claim asylum	No current immigration permission	3	2.24%
Overstay / Breach - did not claim asylum	No current immigration permission	9	6.72%
Status not confirmed	No current immigration permission	15	11.19%
EUSS application submitted after 30 June 2021	Pre-settled / pending EUSS	1	0.75%
EUSS application submitted in time	Pre-settled / pending EUSS	1	0.75%
EUSS application submitted pre-30 June 2021	Pre-settled / pending EUSS	1	0.75%
Pre-settled status LTR (EUSS)	Pre-settled / pending EUSS	4	2.99%
<b>Total</b>		<b>134</b>	<b>100.00%</b>

## Immigration status - all referrals in Q2‡

Immigration Status Groups	Count	Percentage
Leave to Remain (LTR) with NRPF	50	41.32%
No current immigration permission	27	22.31%
Leave to Remain (LTR) with recourse	22	18.18%
Asylum seeker / asylum seeker ARE	14	11.57%
Pre-settled / pending EUSS	7	5.79%
British	1	0.83%
<b>Total</b>	<b>121</b>	<b>100.00%</b>

## Immigration status - all referrals in Q2‡



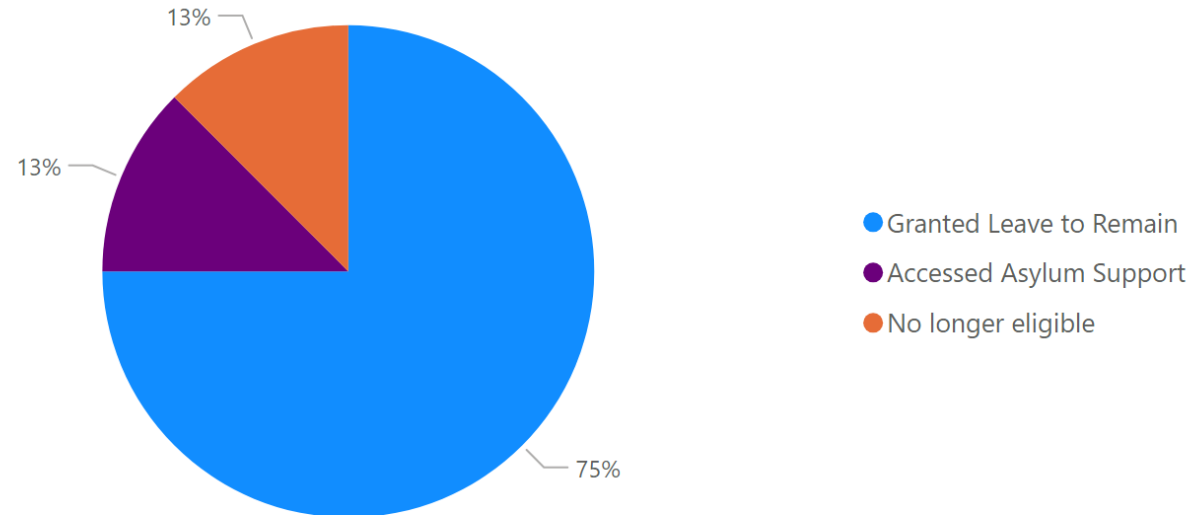
### Closure reason - all closures in Q2

Reason for closure	Count	Percentage	Avg days on support
Granted Leave to Remain	12	75%	534
Accessed Asylum Support	2	13%	111
No longer eligible	2	13%	338
<b>Total</b>	<b>16</b>	<b>100%</b>	<b>456</b>

### Onward referral for those no longer eligible

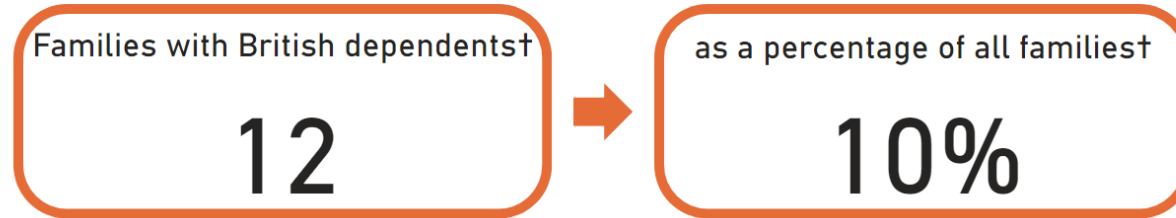
Referral	Count	Percentage
Mainstream benefits and housing services	2	100%
<b>Total</b>	<b>2</b>	<b>100%</b>

### Closure reason - all closures in Q2

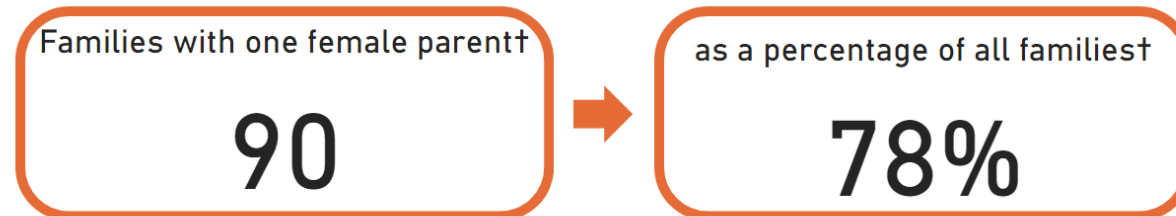
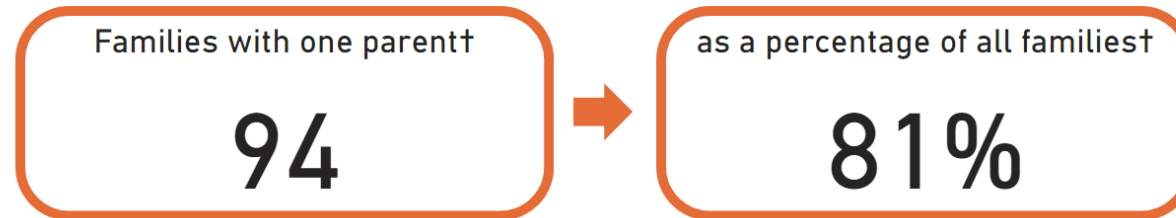


Following requests from our members, we have calculated the following figures:

## Families with British Dependents



## Single Parent Families



# Looked after Children and Care Leavers

Local authorities uploading financial data:  
(.../ 4 subscribers

## Referrals and Supported Households

	Q1	Q2	Q3	Q4	Year-to-date
New cases taken on for support	(Blank)	(Blank)			(Blank)
New cases	(Blank)	(Blank)			(Blank)
Cases closed	(Blank)	(Blank)			(Blank)

## Open Cases

	Q1	Q2	Q3	Q4	Year-to-date
Open cases	5	5			5
Open cases under age of 18	4	4			4
Open cases aged 18-20	(Blank)	(Blank)			(Blank)
Open cases aged 21-24	1	1			1

## Support Costs

	Q1	Q2	Q3	Q4	Year-to-date
Financially supported cases	(Blank)	(Blank)			(Blank)
Person-related cost	(Blank)	(Blank)			(Blank)
Property-related cost	(Blank)	(Blank)			(Blank)
Total cost	(Blank)	(Blank)			(Blank)
Average cost per case	(Blank)	(Blank)			(Blank)

## Immigration status - open cases in Q2

Immigration Status	Immigration Status Groups	Count	Percentage
EEA national	No current immigraiton permission	1	20.00%
EEA national - no record on HO systems	No current immigraiton permission	1	20.00%
EUSS application submitted pre-30 June 2021	Pre-settled / pending EUSS	1	20.00%
Illegal entrant / Deception - claimed asylum	Asylum seeker / asylum seeker ARE	1	20.00%
Status not confirmed	No current immigraiton permission	1	20.00%
<b>Total</b>		<b>5</b>	<b>100.00%</b>

## Summary of immigration status - open cases in Q2‡

Immigration Status Groups	Count	Percentage
No current immigraiton permission	3	60.00%
Asylum seeker / asylum seeker ARE	1	20.00%
Pre-settled / pending EUSS	1	20.00%
<b>Total</b>	<b>5</b>	<b>100.00%</b>

## Summary of immigration status - open cases in Q2‡

