



NRPF Connect Data Report Q1 2024/25

Yorkshire & the Humber

What is the NRPF Connect data report Q1 2024/25?

This data report collates and analyses the data recorded by councils in the Yorkshire & the Humber region using NRPF Connect in the first quarter of the 2024/25 financial year. It provides a summary of referrals made and the support provided by social care services around the UK for people with no recourse to public funds (NRPF). The data is used to inform policy recommendations.

What is NRPF Connect?

NRPF Connect is the national database and case management tool for councils to record details of households with NRPF that are being provided with accommodation and/or financial support by social services, hosted by the NRPF Network.

What support is recorded on NRPF Connect?

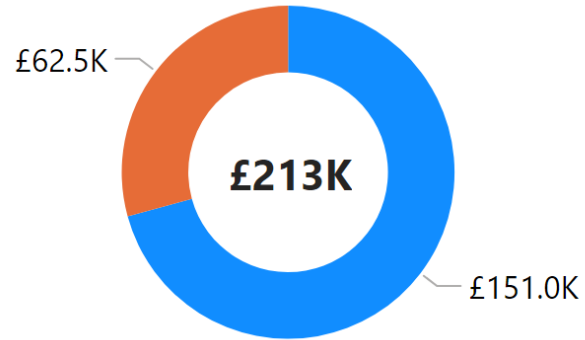
Councils can provide accommodation and financial support to people who are excluded from claiming benefits and mainstream housing assistance when statutory duties are engaged under social care legislation. Local authorities across the UK record the social care services they provide to families, adults with care needs, and care leavers with no recourse to public funds (NRPF). You can read more about NRPF support on the [NRPF Network website](#).

Notes on the data

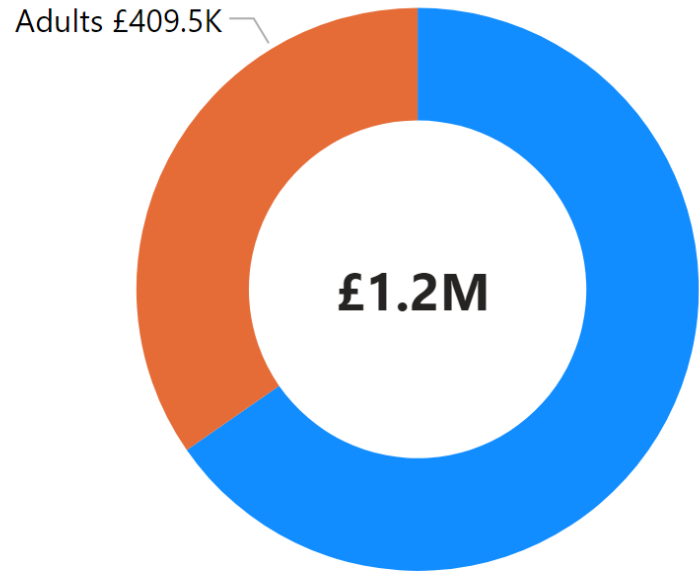
- "Adults" refers to adults with care needs provided with support under S18(1) Care Act 2014, S19(1) Care Act 2014, S12 Social Work (Scotland) Act 1968, P7 Housing Act 1996, S1 Localism Act 2011, or S117 Mental Health Act 1983.
- "Families" refers to families with a child in need with support under S17 Children Act 1989 or S22 Children (Scotland) Act 1995.
- "Children and care leavers" refers to looked after children and young people leaving care supported under Children (Leaving Care) Act 2000, S20 Children Act 1989, S25 Children (Scotland) Act 1995, or S29 & S30 Children (Scotland) Act 1995.
- "Support costs" relate to accommodation and financial support (subsistence) costs only, and do not include staffing or other costs incurred by councils delivering support to NRPF households.
- Data was last downloaded from NRPF Connect on 22/10/2024

Key

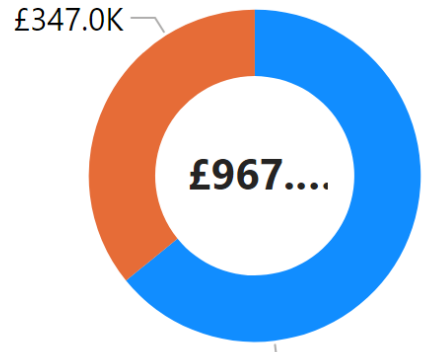
‡ - Those awaiting a first immigration check have been removed from the summary



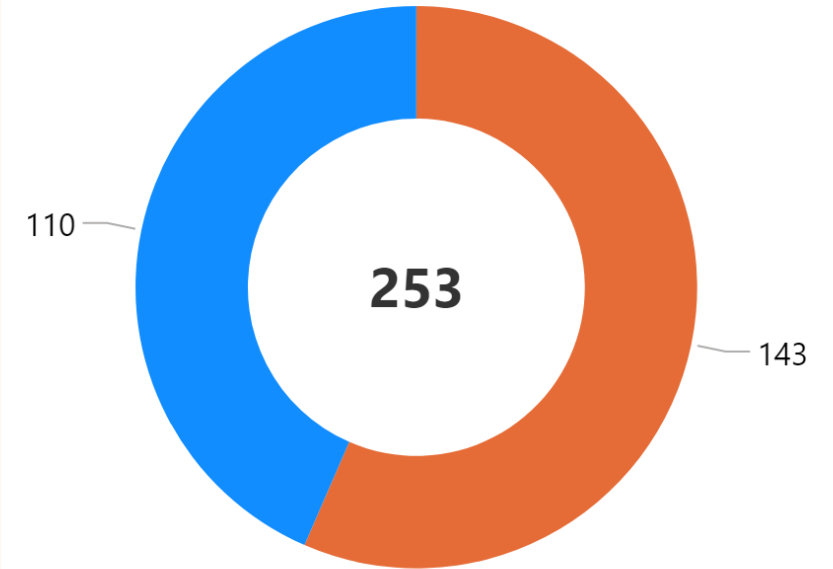
Person Related Costs



Total Quarterly Cost



Property Related Costs



Supported Households

- Families
- Children & Care Leavers
- Adults

4 local authority subscribers

Adults with care and support needs

Local authorities uploading financial data:

3 / 4 subscribers

Bradford

Kirklees

Sheffield

Referrals and Supported Households

	Q1	Q2	Q3	Q4
New referrals	83			
New households taken on for support	49			
Supported households closed	30			

Time on support

	Q1	Q2	Q3	Q4
Average number of days on support	535			
Households supported for 1000 days	16			
1000 day households as % of total	11%			

Support Costs

	Q1	Q2	Q3	Q4
Supported households	143			
Dependents of supported households	8			
Person-related cost	£62.5K			
Property-related cost	£347.0K			
Total quarterly cost	£409.5K			
Average quarterly cost per household	£2.9K			

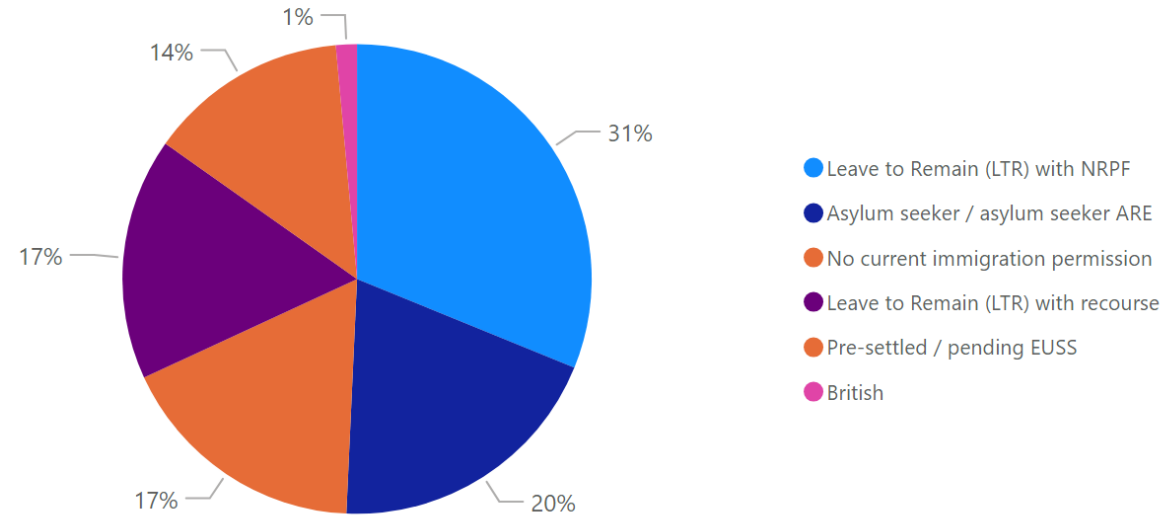
Immigration status - financially supported in Q1

Immigration Status	Immigration Status Groups	Count	Percentage
Illegal entrant / Deception - claimed asylum	Asylum seeker / asylum seeker ARE	13	9.09%
In Country Asylum Seeker	Asylum seeker / asylum seeker ARE	1	0.70%
Overstay / Breach - claimed asylum	Asylum seeker / asylum seeker ARE	12	8.39%
Port Case	Asylum seeker / asylum seeker ARE	1	0.70%
Awaiting first immigration check	Awaiting first immigration status check	5	3.50%
British	British	2	1.40%
Leave to Enter as visitor - NRPF	Leave to Remain (LTR) with NRPF	1	0.70%
Limited leave with NRPF (10 year route)	Leave to Remain (LTR) with NRPF	4	2.80%
Limited leave with NRPF (other)	Leave to Remain (LTR) with NRPF	36	25.17%
Settled status ILR (EUSS)	Leave to Remain (LTR) with NRPF	2	1.40%
DDV Concession	Leave to Remain (LTR) with recourse	17	11.89%
Humanitarian Protection	Leave to Remain (LTR) with recourse	2	1.40%
Limited leave with recourse to public funds (10 year route)	Leave to Remain (LTR) with recourse	1	0.70%
Limited leave with recourse to public funds (following COC)	Leave to Remain (LTR) with recourse	1	0.70%
Refugee Status	Leave to Remain (LTR) with recourse	2	1.40%
EEA / family member (resident Dec 20)- unlawfully present	No current immigration permission	5	3.50%
Illegal entrant / Deception - did not claim asylum	No current immigration permission	2	1.40%
Overstay / Breach - did not claim asylum	No current immigration permission	13	9.09%
Status not confirmed	No current immigration permission	4	2.80%
EUSS application submitted after 30 June 2021	Pre-settled / pending EUSS	2	1.40%
EUSS application submitted out of time	Pre-settled / pending EUSS	1	0.70%
Pre-settled status LTR (EUSS)	Pre-settled / pending EUSS	16	11.19%
Total		143	100.00%

Summary of immigration status - supported in Q1‡

Immigration Status Groups	Count	Percentage
Asylum seeker / asylum seeker ARE	27	19.57%
British	2	1.45%
Leave to Remain (LTR) with NRPF	43	31.16%
Leave to Remain (LTR) with recourse	23	16.67%
No current immigration permission	24	17.39%
Pre-settled / pending EUSS	19	13.77%
Total	138	100.00%

Summary of immigration status - supported in Q1‡



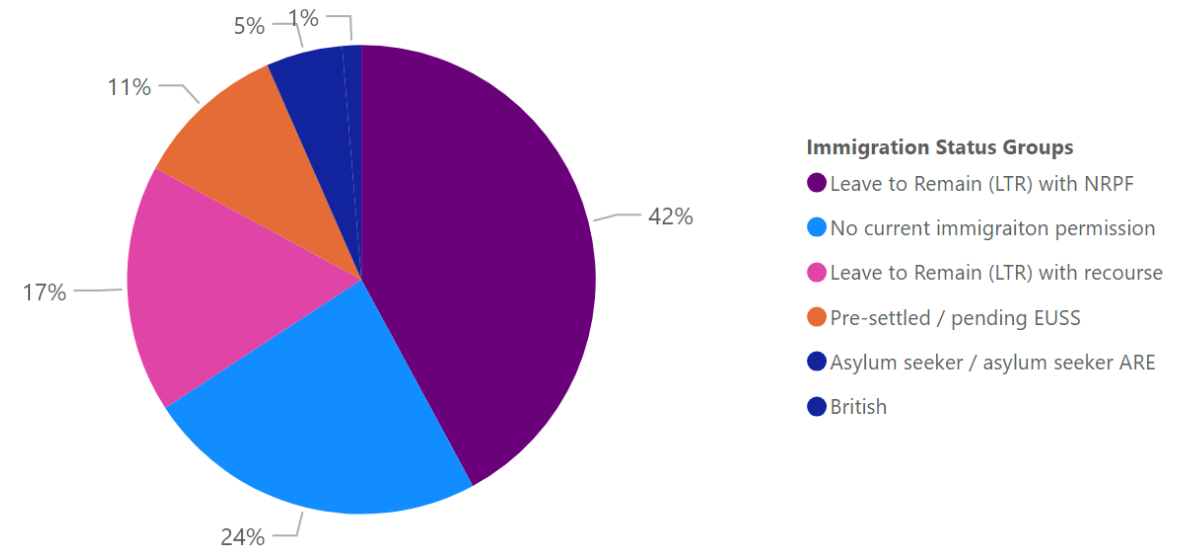
Immigration status - all referrals in Q1

Immigration Status	Immigration Status Groups	Count	Percentage
Illegal entrant / Deception - claimed asylum	Asylum seeker / asylum seeker ARE	2	2.41%
Overstayer / Breach - claimed asylum	Asylum seeker / asylum seeker ARE	2	2.41%
Awaiting first immigration check	Awaiting first immigration status check	7	8.43%
British	British	1	1.20%
Leave to Enter as visitor - NRPF	Leave to Remain (LTR) with NRPF	1	1.20%
Limited leave with NRPF (10 year route)	Leave to Remain (LTR) with NRPF	2	2.41%
Limited leave with NRPF (other)	Leave to Remain (LTR) with NRPF	28	33.73%
Settled status ILR (EUSS)	Leave to Remain (LTR) with NRPF	1	1.20%
DDV Concession	Leave to Remain (LTR) with recourse	10	12.05%
Limited leave with recourse to public funds (other)	Leave to Remain (LTR) with recourse	3	3.61%
EEA / family member (resident Dec 20)- unlawfully present	No current immigration permission	2	2.41%
Overstayer / Breach - did not claim asylum	No current immigration permission	5	6.02%
Status not confirmed	No current immigration permission	11	13.25%
EUSS application submitted after 30 June 2021	Pre-settled / pending EUSS	1	1.20%
Pre-settled status LTR (EUSS)	Pre-settled / pending EUSS	7	8.43%
Total		83	100.00%

Immigration status - all referrals in Q1‡

Immigration Status Groups	Count	Percentage
Leave to Remain (LTR) with NRPF	32	42.11%
No current immigration permission	18	23.68%
Leave to Remain (LTR) with recourse	13	17.11%
Pre-settled / pending EUSS	8	10.53%
Asylum seeker / asylum seeker ARE	4	5.26%
British	1	1.32%
Total	76	100.00%

Immigration status - all referrals in Q1‡



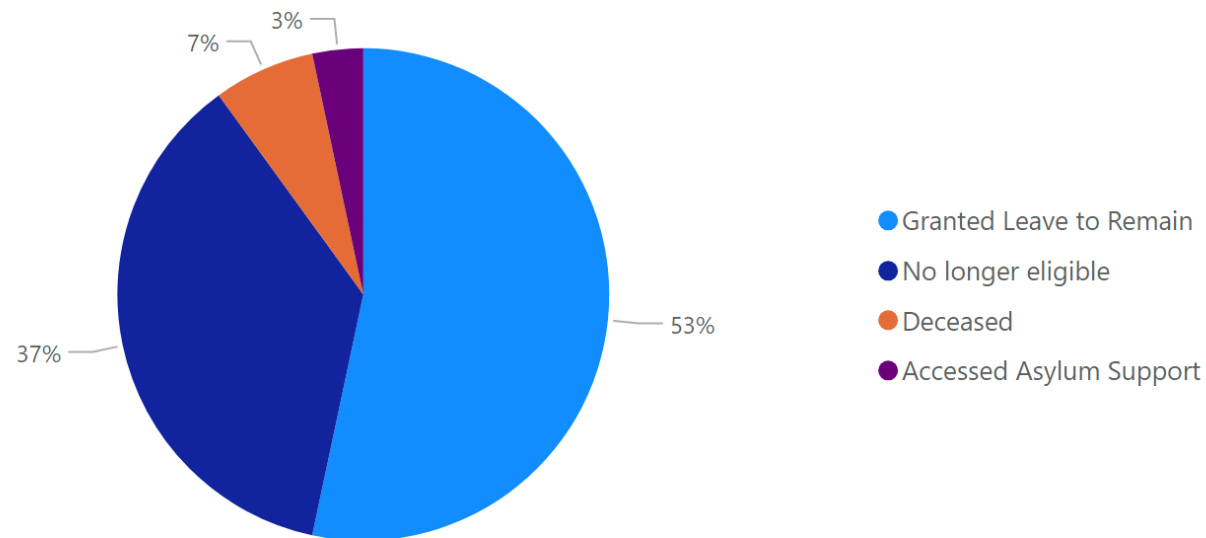
Closure reason - all closures in Q1

Reason for closure	Count	Percentage	Avg days on support
Granted Leave to Remain	16	53%	729
No longer eligible	11	37%	206
Deceased	2	7%	35
Accessed Asylum Support	1	3%	337
Total	30	100%	478

Onward referral for those no longer eligible

Referral	Count	Avg days on support
Mainstream benefits and housing services	4	368
Employment	3	53
NRM accommodation	2	304
Support accessed through friends / family	2	15
Total	11	206

Closure reason - all closures in Q1



Families with Children in Need

Local authorities uploading financial data:

4 / 4 subscribers

Bradford	Kirklees	Leeds
Sheffield		

Referrals and Supported Households

	Q1	Q2	Q3	Q4
New referrals	48			
New households taken on for support	15			
Supported households closed	15			

Time on support

	Q1	Q2	Q3	Q4
Average number of days on support	536			
Households supported for 1000 days	21			
1000 day households as % of total	19%			

Support Costs

	Q1	Q2	Q3	Q4
Supported households	110			
Dependents of supported households	211			
Person-related cost	£151.0K			
Property-related cost	£620.5K			
Total cost	£771.5K			
Average cost per household	£7.0K			

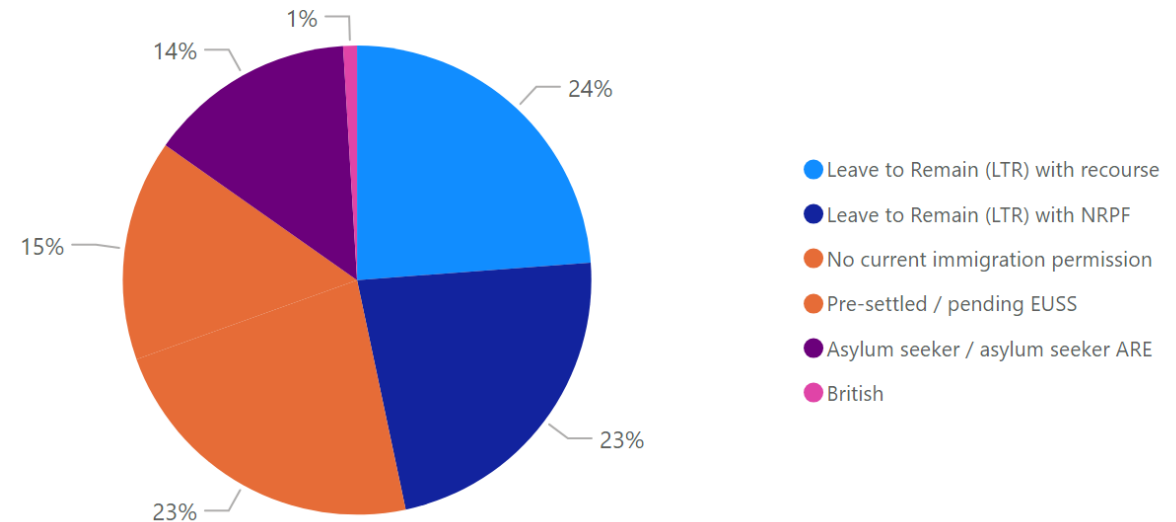
Immigration status - financially supported in Q1

Immigration Status	Immigration Status Groups	Count	Percentage
Illegal entrant / Deception - claimed asylum	Asylum seeker / asylum seeker ARE	3	2.73%
In Country Asylum Seeker	Asylum seeker / asylum seeker ARE	2	1.82%
Overstayer / Breach - claimed asylum	Asylum seeker / asylum seeker ARE	6	5.45%
Port Case	Asylum seeker / asylum seeker ARE	4	3.64%
Awaiting first immigration check	Awaiting first immigration status check	5	4.55%
British	British	1	0.91%
Leave to Enter as visitor - NRPF	Leave to Remain (LTR) with NRPF	1	0.91%
Limited leave with NRPF (10 year route)	Leave to Remain (LTR) with NRPF	3	2.73%
Limited leave with NRPF (other)	Leave to Remain (LTR) with NRPF	19	17.27%
Settled status ILR (EUSS)	Leave to Remain (LTR) with NRPF	1	0.91%
DDV Concession	Leave to Remain (LTR) with recourse	11	10.00%
Indefinite Leave	Leave to Remain (LTR) with recourse	4	3.64%
Limited leave with recourse to public funds (10 year route)	Leave to Remain (LTR) with recourse	3	2.73%
Limited leave with recourse to public funds (following COC)	Leave to Remain (LTR) with recourse	2	1.82%
Limited leave with recourse to public funds (other)	Leave to Remain (LTR) with recourse	3	2.73%
Refugee Status	Leave to Remain (LTR) with recourse	2	1.82%
EEA / family member (resident Dec 20)- unlawfully present	No current immigration permission	4	3.64%
Illegal entrant / Deception - did not claim asylum	No current immigration permission	1	0.91%
Overstayer / Breach - did not claim asylum	No current immigration permission	14	12.73%
Status not confirmed	No current immigration permission	5	4.55%
EUSS application submitted after 30 June 2021	Pre-settled / pending EUSS	4	3.64%
EUSS application submitted in time	Pre-settled / pending EUSS	1	0.91%
EUSS application submitted pre-30 June 2021	Pre-settled / pending EUSS	1	0.91%
Pre-settled status LTR (EUSS)	Pre-settled / pending EUSS	10	9.09%
Total		110	100.00%

Summary of immigration status - supported in Q1‡

Immigration Status Groups	Count	Percentage
Asylum seeker / asylum seeker ARE	15	14.29%
British	1	0.95%
Leave to Remain (LTR) with NRPF	24	22.86%
Leave to Remain (LTR) with recourse	25	23.81%
No current immigration permission	24	22.86%
Pre-settled / pending EUSS	16	15.24%
Total	105	100.00%

Summary of immigration status - supported in Q1‡



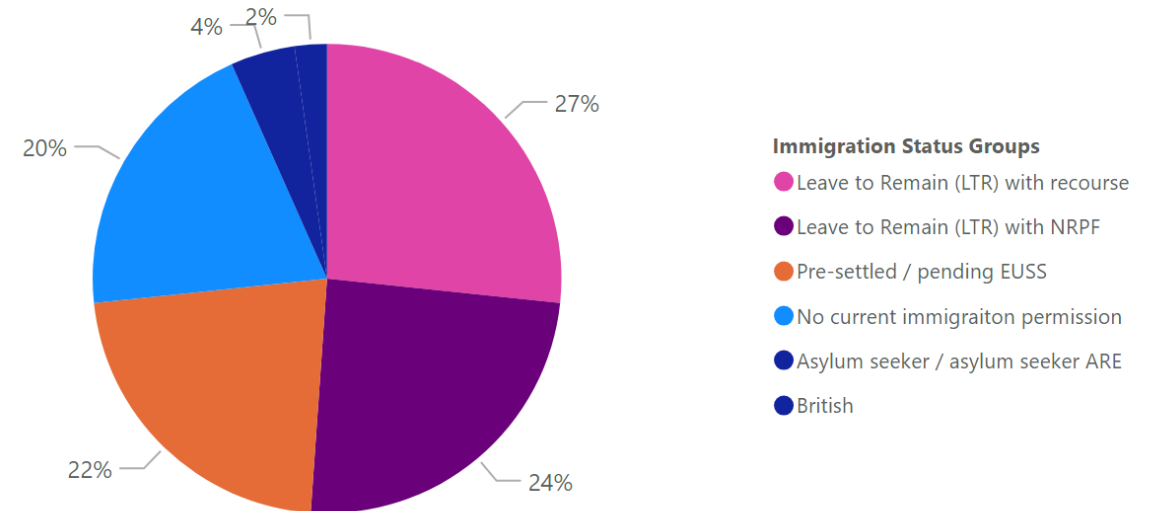
Immigration status - all referrals in Q1

Immigration Status	Immigration Status Groups	Count	Percentage
Illegal entrant / Deception - claimed asylum	Asylum seeker / asylum seeker ARE	1	2.08%
Port Case	Asylum seeker / asylum seeker ARE	1	2.08%
Awaiting first immigration check	Awaiting first immigration status check	3	6.25%
British	British	1	2.08%
Limited leave with NRPF (10 year route)	Leave to Remain (LTR) with NRPF	3	6.25%
Limited leave with NRPF (other)	Leave to Remain (LTR) with NRPF	7	14.58%
Settled status ILR (EUSS)	Leave to Remain (LTR) with NRPF	1	2.08%
DDV Concession	Leave to Remain (LTR) with recourse	3	6.25%
Indefinite Leave	Leave to Remain (LTR) with recourse	3	6.25%
Limited leave with recourse to public funds (other)	Leave to Remain (LTR) with recourse	4	8.33%
Refugee Status	Leave to Remain (LTR) with recourse	2	4.17%
EEA / family member (resident Dec 20)- unlawfully present	No current immigration permission	1	2.08%
Overstayer / Breach - did not claim asylum	No current immigration permission	5	10.42%
Status not confirmed	No current immigration permission	3	6.25%
EUSS application submitted after 30 June 2021	Pre-settled / pending EUSS	3	6.25%
EUSS application submitted in time	Pre-settled / pending EUSS	2	4.17%
Pre-settled status LTR (EUSS)	Pre-settled / pending EUSS	5	10.42%
Total		48	100.00%

Immigration status - all referrals in Q1‡

Immigration Status Groups	Count	Percentage
Leave to Remain (LTR) with recourse	12	26.67%
Leave to Remain (LTR) with NRPF	11	24.44%
Pre-settled / pending EUSS	10	22.22%
No current immigration permission	9	20.00%
Asylum seeker / asylum seeker ARE	2	4.44%
British	1	2.22%
Total	45	100.00%

Immigration status - all referrals in Q1‡



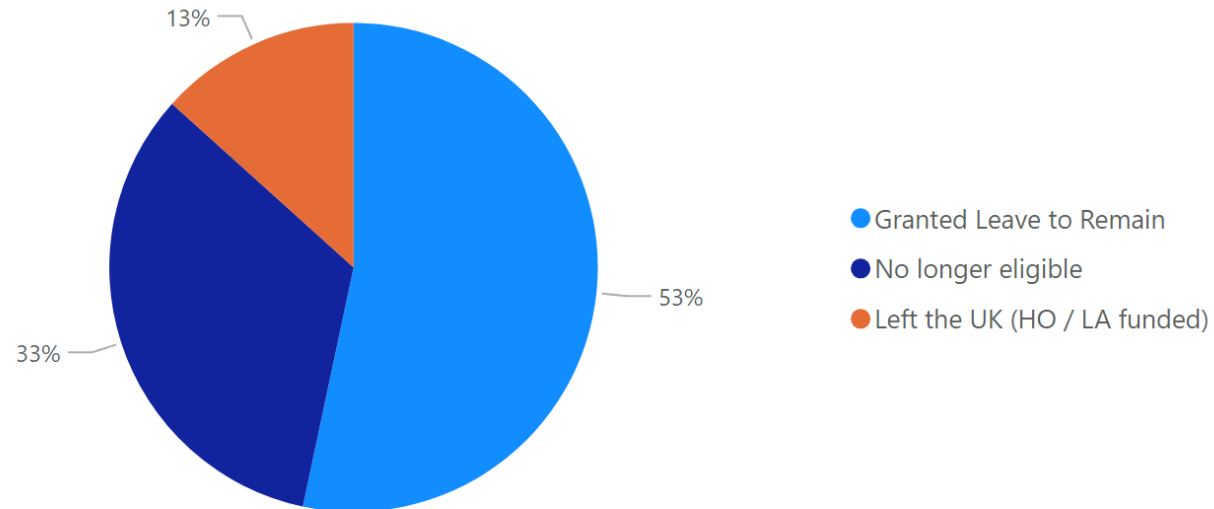
Closure reason - all closures in Q1

Reason for closure	Count	Percentage	Avg days on support
Granted Leave to Remain	8	53%	317
No longer eligible	5	33%	78
Left the UK (HO / LA funded)	2	13%	176
Total	15	100%	218

Onward referral for those no longer eligible

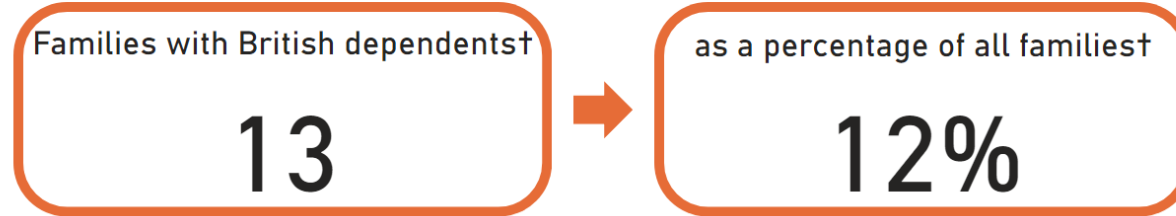
Referral	Count	Avg days on support
Mainstream benefits and housing services	3	72
Refuge accommodation (not LA funded)	1	130
Support accessed through friends / family	1	46
Total	5	78

Closure reason - all closures in Q1

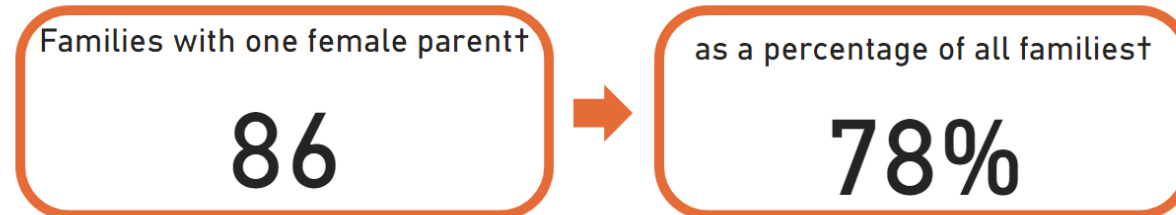
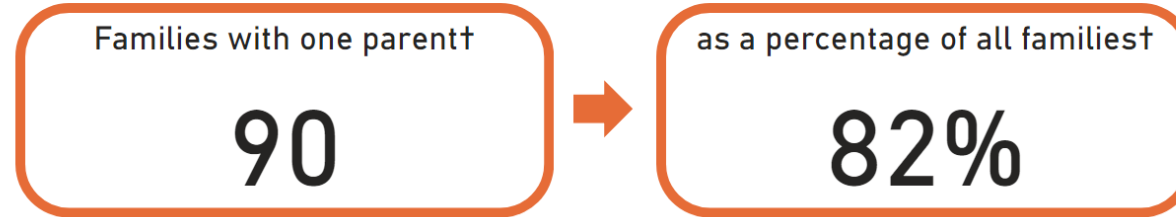


Following requests from our members, we have calculated the following figures:

Families with British Dependents



Single Parent Families



Looked after Children and Care Leavers

Local authorities uploading financial data:
(.../ 4 subscribers



Referrals and Supported Households

	Q1	Q2	Q3	Q4
New cases taken on for support	(Blank)			
New cases	(Blank)			
Cases closed	(Blank)			

Open Cases

	Q1	Q2	Q3	Q4
Open cases	5			
Open cases under age of 18	4			
Open cases aged 18-20	(Blank)			
Open cases aged 21-24	1			

Support Costs

	Q1	Q2	Q3	Q4
Financially supported cases	(Blank)			
Person-related cost	(Blank)			
Property-related cost	(Blank)			
Total cost	(Blank)			
Average cost per case	(Blank)			

Immigration status - open cases in Q1

Immigration Status	Immigration Status Groups	Count	Percentage
EEA national	No current immigraiton permission	1	20.00%
EEA national - no record on HO systems	No current immigraiton permission	1	20.00%
EUSS application submitted pre-30 June 2021	Pre-settled / pending EUSS	1	20.00%
Illegal entrant / Deception - claimed asylum	Asylum seeker / asylum seeker ARE	1	20.00%
Status not confirmed	No current immigraiton permission	1	20.00%
Total		5	100.00%

Summary of immigration status - open cases in Q1‡

Immigration Status Groups	Count	Percentage
No current immigraiton permission	3	60.00%
Asylum seeker / asylum seeker ARE	1	20.00%
Pre-settled / pending EUSS	1	20.00%
Total	5	100.00%

Summary of immigration status - open cases in Q1‡

