



NRPF Connect Data Report Q4 2024/25

North West

What is the NRPF Connect data report Q4 2024/25?

This data report collates and analyses the data recorded by councils in the North West region using NRPF Connect in the third quarter of the 2024/25 financial year. It provides a summary of referrals made and the support provided by social care services around the UK for people with no recourse to public funds (NRPF). The data is used to inform policy recommendations.

What is NRPF Connect?

NRPF Connect is the national database and case management tool for councils to record details of households with NRPF that are being provided with accommodation and/or financial support by social services, hosted by the NRPF Network.

What support is recorded on NRPF Connect?

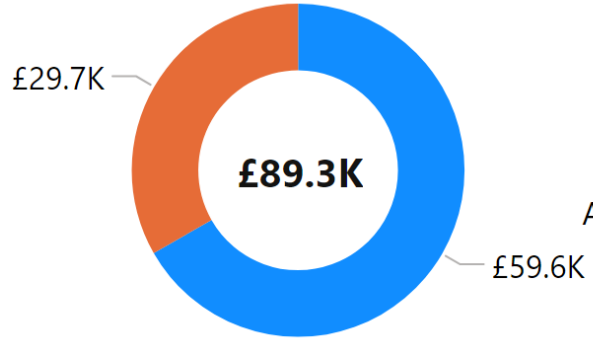
Councils can provide accommodation and financial support to people who are excluded from claiming benefits and mainstream housing assistance when statutory duties are engaged under social care legislation. Local authorities across the UK record the social care services they provide to families, adults with care needs, and care leavers with no recourse to public funds (NRPF). You can read more about NRPF support on the [NRPF Network website](#).

Notes on the data

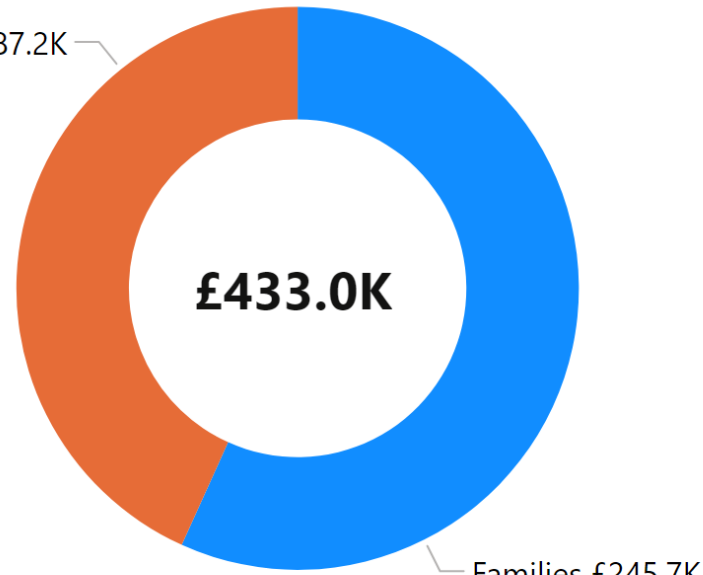
- “Adults” refers to adults with care needs provided with support under S18(1) Care Act 2014, S19(1) Care Act 2014, S12 Social Work (Scotland) Act 1968, S35 Social Services & Well-being (Wales) Act 2014, P7 Housing Act 1996, S1 Localism Act 2011, or S117 Mental Health Act 1983.
- “Families” refers to families with a child in need with support under S17 Children Act 1989, S22 Children (Scotland) Act 1995, or S37 Social Services & Well-Being (Wales) Act 2014.
- “Children and care leavers” refers to looked after children and young people leaving care supported under Children (Leaving Care) Act 2000, S20 Children Act 1989, S25 Children (Scotland) Act 1995, S29 & S30 Children (Scotland) Act 1995, or Part 6 Social Services & Well-Being (Wales) Act 2014
- “Support costs” relate to accommodation and financial support (subsistence) costs only, and do not include staffing or other costs incurred by councils delivering support to NRPF households.
- Data was last downloaded from NRPF Connect on 29/07/2025
- “Year-to-date” figures cover the time period from the start of the financial year to the end of the reported quarter.

Key

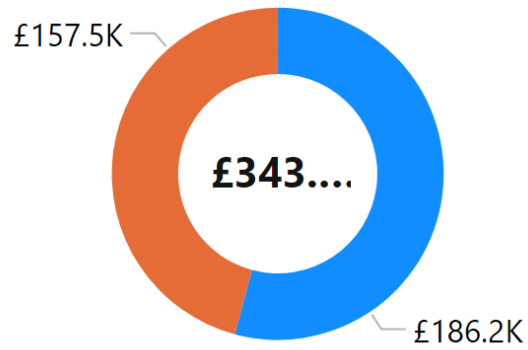
‡ - Those awaiting a first immigration check have been removed from the summary



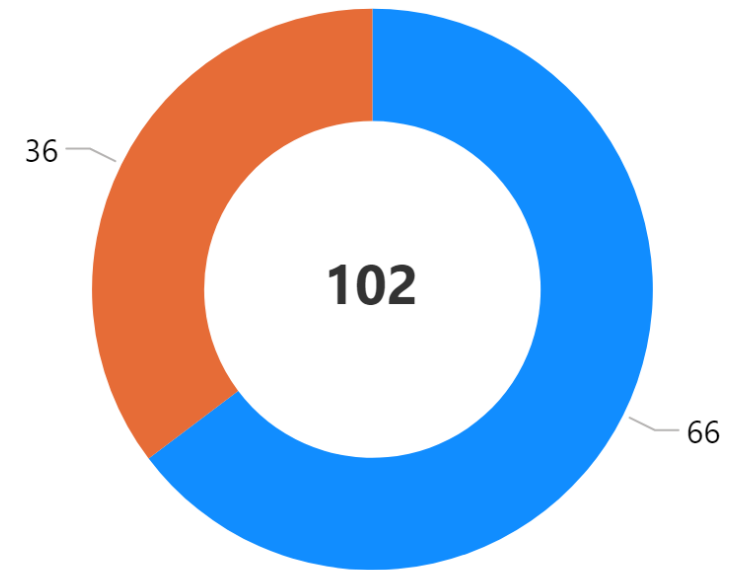
Person Related Costs



Total Quarterly Cost



Property Related Costs



Supported Households

- Families
- Children & Care Leavers
- Adults

6 local authority subscribers

Adults with care and support needs

Local authorities uploading financial data:

4 / 6 subscribers

Lancashire	Manchester	Rochdale
Salford		

Referrals and Supported Households

	Q1	Q2	Q3	Q4	Year-to-date
New referrals	30	34	45	31	140
New households taken on for support	4	8	4	6	22
Supported households closed	4	5	7	10	26

Time on support

	Q1	Q2	Q3	Q4	Year-to-date
Average number of days on support	694	667	741	778	613
Households supported for 1000 days	11	10	10	11	12
1000 day households as % of total	32%	26%	27%	31%	23%

Support Costs

	Q1	Q2	Q3	Q4	Year-to-date
Supported households	34	38	37	36	52
Dependents of supported households	5	11	9	9	18
Person-related cost	£26.2K	£37.7K	£32.9K	£29.7K	£126.5K
Property-related cost	£172.8K	£183.5K	£169.9K	£157.5K	£683.8K
Total quarterly cost	£199.0K	£221.3K	£202.8K	£187.2K	£810.3K
Average quarterly cost per household	£5.9K	£5.8K	£5.5K	£5.2K	£15.6K

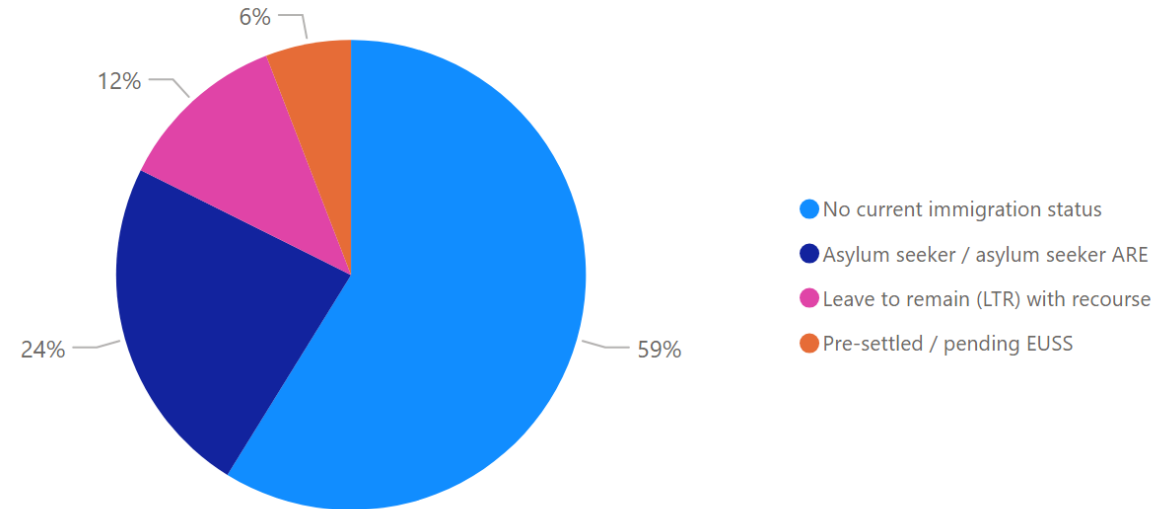
Immigration status - financially supported in Q4

Immigration Status	Immigration Status Group	Count	Percentage
Illegal entrant / Deception - claimed asylum	Asylum seeker / asylum seeker ARE	1	2.78%
In Country Asylum Seeker	Asylum seeker / asylum seeker ARE	4	11.11%
Overstay / Breach - claimed asylum	Asylum seeker / asylum seeker ARE	2	5.56%
Port Case	Asylum seeker / asylum seeker ARE	1	2.78%
Awaiting first immigration check	Awaiting first immigration check	2	5.56%
Indefinite Leave	Leave to remain (LTR) with recourse	1	2.78%
Limited leave with recourse to public funds (other)	Leave to remain (LTR) with recourse	2	5.56%
Settled status ILR (EUSS)	Leave to remain (LTR) with recourse	1	2.78%
EEA / family member (resident Dec 20)- unlawfully present	No current immigration status	2	5.56%
Illegal entrant / Deception - did not claim asylum	No current immigration status	3	8.33%
Overstay / Breach - did not claim asylum	No current immigration status	9	25.00%
Status not confirmed	No current immigration status	6	16.67%
EUSS application submitted in time	Pre-settled / pending EUSS	1	2.78%
Pre-settled status LTR (EUSS)	Pre-settled / pending EUSS	1	2.78%
Total		36	100.00%

Summary of immigration status - supported in Q4

Immigration Status Group	Count	Percentage
No current immigration status	20	58.82%
Asylum seeker / asylum seeker ARE	8	23.53%
Leave to remain (LTR) with recourse	4	11.76%
Pre-settled / pending EUSS	2	5.88%
Total	34	100.00%

Summary of immigration status - supported in Q4



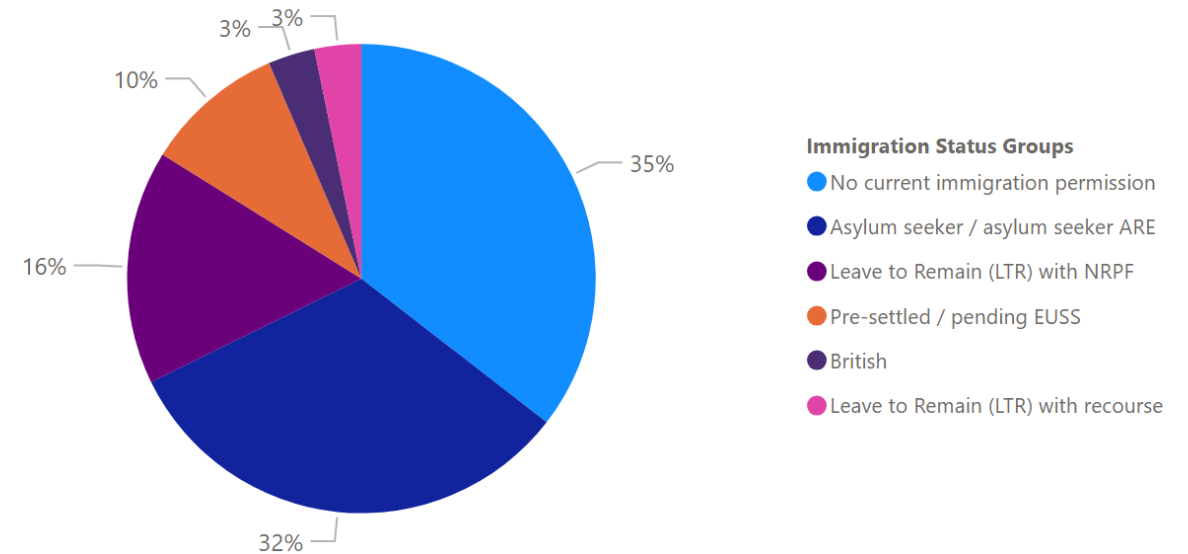
Immigration status - all referrals in Q4

Immigration Status	Immigration Status Groups	Count	Percentage
Illegal entrant / Deception - claimed asylum	Asylum seeker / asylum seeker ARE	3	9.68%
In Country Asylum Seeker	Asylum seeker / asylum seeker ARE	1	3.23%
Overstayer / Breach - claimed asylum	Asylum seeker / asylum seeker ARE	3	9.68%
Port Case	Asylum seeker / asylum seeker ARE	3	9.68%
British	British	1	3.23%
Leave to Enter as visitor - NRPF	Leave to Remain (LTR) with NRPF	1	3.23%
Limited leave with NRPF (other)	Leave to Remain (LTR) with NRPF	4	12.90%
Limited leave with recourse to public funds (other)	Leave to Remain (LTR) with recourse	1	3.23%
Illegal entrant / Deception - did not claim asylum	No current immigration permission	1	3.23%
Overstayer / Breach - did not claim asylum	No current immigration permission	4	12.90%
Status not confirmed	No current immigration permission	6	19.35%
EUSS application submitted after 30 June 2021	Pre-settled / pending EUSS	2	6.45%
EUSS application submitted in time	Pre-settled / pending EUSS	1	3.23%
Total		31	100.00%

Immigration status - all referrals in Q4‡

Immigration Status Groups	Count	Percentage
No current immigration permission	11	35.48%
Asylum seeker / asylum seeker ARE	10	32.26%
Leave to Remain (LTR) with NRPF	5	16.13%
Pre-settled / pending EUSS	3	9.68%
British	1	3.23%
Leave to Remain (LTR) with recourse	1	3.23%
Total	31	100.00%

Immigration status - all referrals in Q4‡



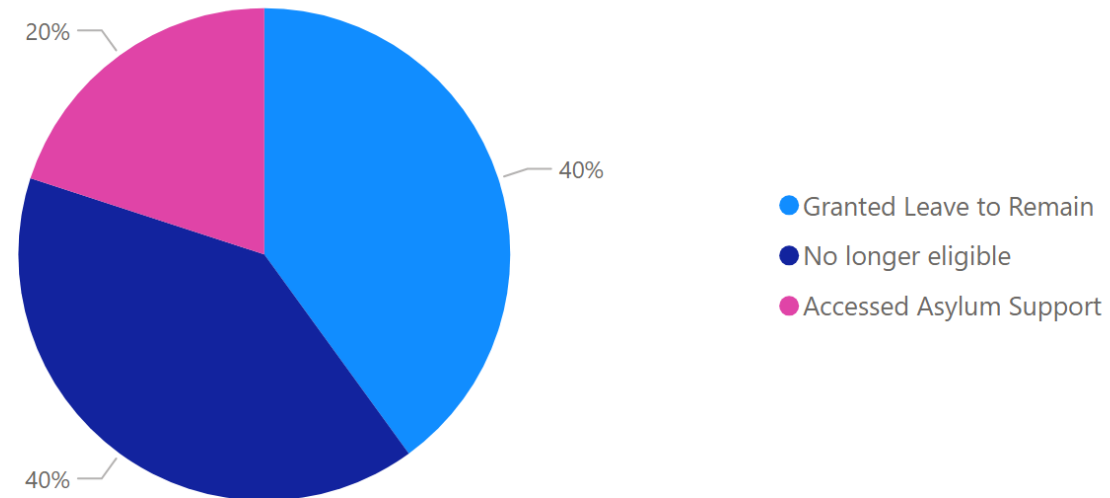
Closure reason - all closures in Q4

Reason for closure	Count	Percentage	Avg days on support
Granted Leave to Remain	4	40%	571
No longer eligible	4	40%	487
Accessed Asylum Support	2	20%	123
Total	10	100%	448

Onward referral for those no longer eligible

Referral	Count	Percentage
Support accessed through friends / family	2	50%
Referred to borough where ordinary resident	1	25%
Support accessed through VCS	1	25%
Total	4	100%

Closure reason - all closures in Q4



Families with Children in Need

Local authorities uploading financial data:

4 / 6 subscribers

Lancashire	Liverpool	Manchester
Salford		

Referrals and Supported Households

	Q1	Q2	Q3	Q4	Year-to-date
New referrals	47	50	55	44	196
New households taken on for support	17	19	18	12	66
Supported households closed	15	21	15	18	69

Time on support

	Q1	Q2	Q3	Q4	Year-to-date
Average number of days on support	380	342	359	418	341
Households supported for 1000 days	5	4	4	4	5
1000 day households as % of total	7%	6%	6%	6%	4%

Support Costs

	Q1	Q2	Q3	Q4	Year-to-date
Supported households	68	72	69	66	117
Dependents of supported households	117	125	127	128	221
Person-related cost	£67.4K	£58.6K	£55.6K	£59.6K	£241.1K
Property-related cost	£216.5K	£203.4K	£204.3K	£186.2K	£810.3K
Total quarterly cost	£283.8K	£262.0K	£259.9K	£245.7K	£1.1M
Average quarterly cost per household	£4.2K	£3.6K	£3.8K	£3.7K	£9.0K

Immigration Status of Supported Households - Families

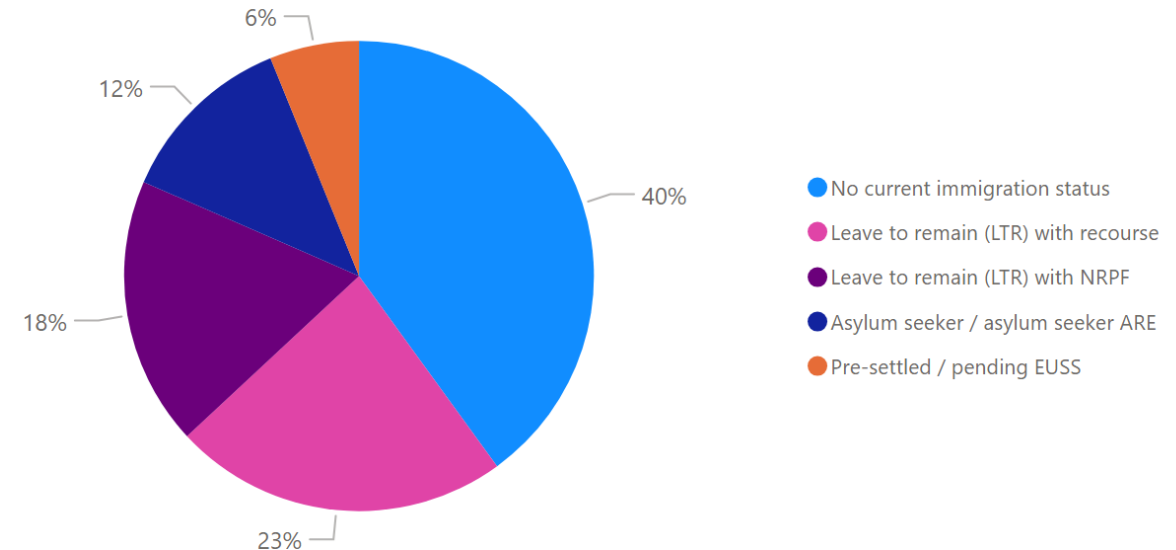
Immigration status - financially supported in Q4

Immigration Status	Immigration Status Group	Count	Percentage
Illegal entrant / Deception - claimed asylum	Asylum seeker / asylum seeker ARE	3	4.55%
In Country Asylum Seeker	Asylum seeker / asylum seeker ARE	1	1.52%
Overstayer / Breach - claimed asylum	Asylum seeker / asylum seeker ARE	3	4.55%
Port Case	Asylum seeker / asylum seeker ARE	1	1.52%
Awaiting first immigration check	Awaiting first immigration check	1	1.52%
Leave to Enter as visitor - NRPF	Leave to remain (LTR) with NRPF	1	1.52%
Limited leave with NRPF (10 year route)	Leave to remain (LTR) with NRPF	2	3.03%
Limited leave with NRPF (other)	Leave to remain (LTR) with NRPF	9	13.64%
DDV Concession	Leave to remain (LTR) with recourse	1	1.52%
Indefinite Leave	Leave to remain (LTR) with recourse	1	1.52%
Limited leave with recourse to public funds (following COC)	Leave to remain (LTR) with recourse	2	3.03%
Limited leave with recourse to public funds (other)	Leave to remain (LTR) with recourse	10	15.15%
Settled status ILR (EUSS)	Leave to remain (LTR) with recourse	1	1.52%
EEA / family member (resident Dec 20)- unlawfully present	No current immigration status	2	3.03%
Overstayer / Breach - did not claim asylum	No current immigration status	16	24.24%
Status not confirmed	No current immigration status	8	12.12%
Pre-settled status LTR (EUSS)	Pre-settled / pending EUSS	4	6.06%
Total		66	100.00%

Summary of immigration status - supported in Q4

Immigration Status Group	Count	Percentage
No current immigration status	26	40.00%
Leave to remain (LTR) with recourse	15	23.08%
Leave to remain (LTR) with NRPF	12	18.46%
Asylum seeker / asylum seeker ARE	8	12.31%
Pre-settled / pending EUSS	4	6.15%
Total	65	100.00%

Summary of immigration status - supported in Q4



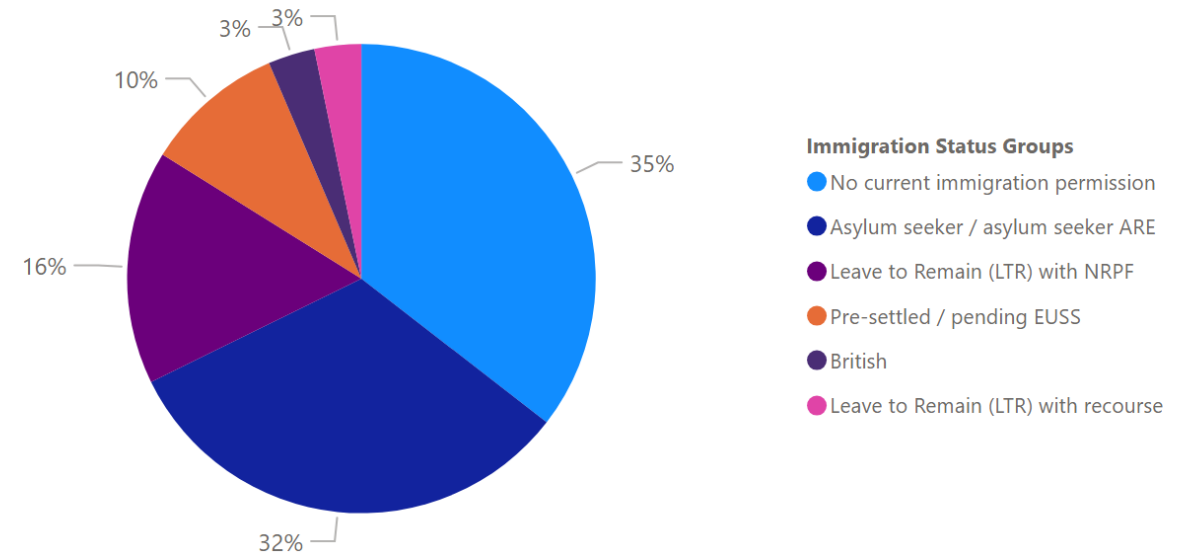
Immigration status - all referrals in Q4

Immigration Status	Immigration Status Groups	Count	Percentage
Illegal entrant / Deception - claimed asylum	Asylum seeker / asylum seeker ARE	3	9.68%
In Country Asylum Seeker	Asylum seeker / asylum seeker ARE	1	3.23%
Overstay / Breach - claimed asylum	Asylum seeker / asylum seeker ARE	3	9.68%
Port Case	Asylum seeker / asylum seeker ARE	3	9.68%
British	British	1	3.23%
Leave to Enter as visitor - NRPF	Leave to Remain (LTR) with NRPF	1	3.23%
Limited leave with NRPF (other)	Leave to Remain (LTR) with NRPF	4	12.90%
Limited leave with recourse to public funds (other)	Leave to Remain (LTR) with recourse	1	3.23%
Illegal entrant / Deception - did not claim asylum	No current immigration permission	1	3.23%
Overstay / Breach - did not claim asylum	No current immigration permission	4	12.90%
Status not confirmed	No current immigration permission	6	19.35%
EUSS application submitted after 30 June 2021	Pre-settled / pending EUSS	2	6.45%
EUSS application submitted in time	Pre-settled / pending EUSS	1	3.23%
Total		31	100.00%

Immigration status - all referrals in Q4†

Immigration Status Groups	Count	Percentage
No current immigration permission	11	35.48%
Asylum seeker / asylum seeker ARE	10	32.26%
Leave to Remain (LTR) with NRPF	5	16.13%
Pre-settled / pending EUSS	3	9.68%
British	1	3.23%
Leave to Remain (LTR) with recourse	1	3.23%
Total	31	100.00%

Immigration status - all referrals in Q4†



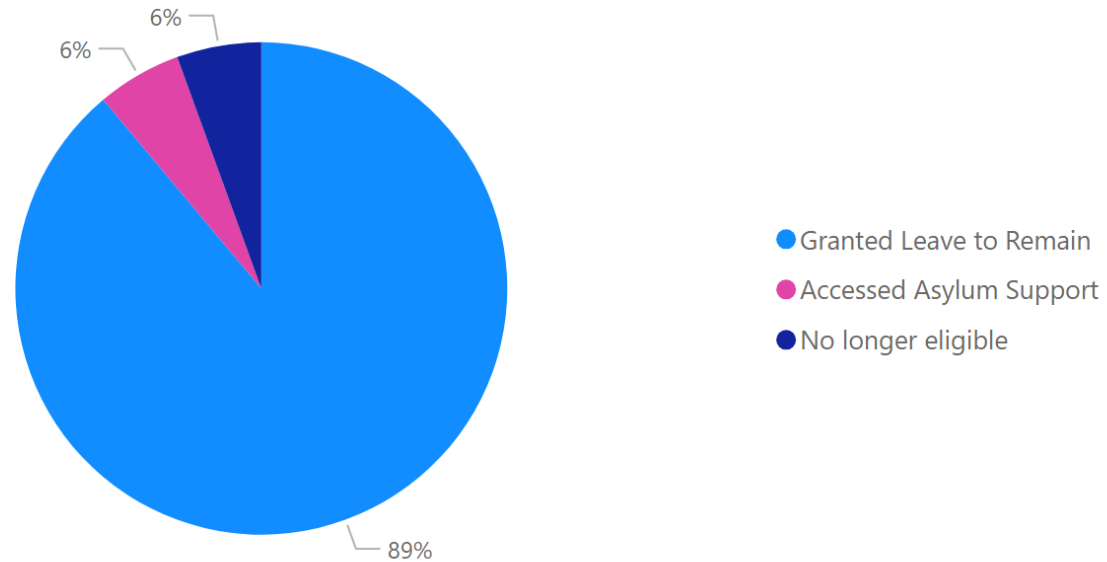
Closure reason - all closures in Q4

Reason for closure	Count	Percentage	Avg days on support
Granted Leave to Remain	16	89%	474
Accessed Asylum Support	1	6%	4
No longer eligible	1	6%	90
Total	18	100%	426

Onward referral for those no longer eligible

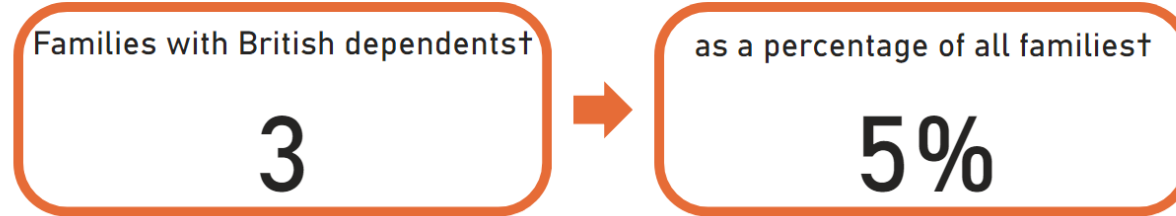
Referral	Count	Percentage
Employment	1	100%
Total	1	100%

Closure reason - all closures in Q4

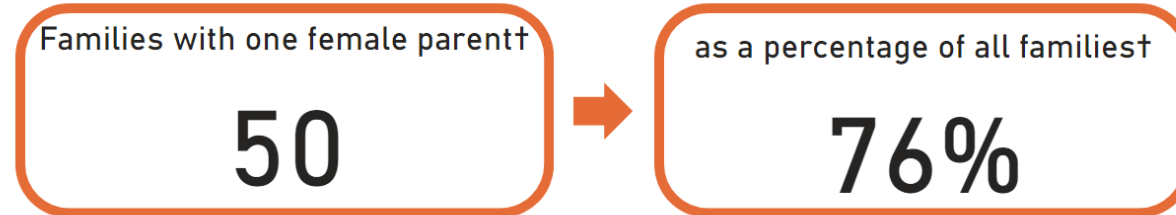
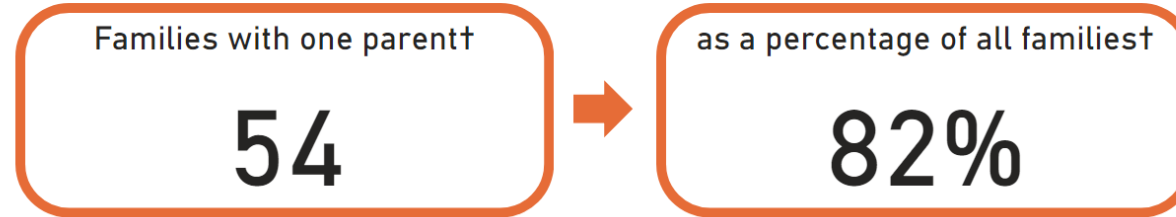


Following requests from our members, we have calculated the following figures:

Families with British Dependents



Single Parent Families



Looked after Children and Care Leavers

Local authorities uploading financial data:

1 / 6 subscribers

Salford

Referrals and Supported Households

	Q1	Q2	Q3	Q4	Year-to-date
New cases taken on for support	(Blank)	(Blank)	(Blank)	(Blank)	(Blank)
New cases	3	1	2	2	8
Cases closed	2	4	(Blank)	4	10

Open Cases

	Q1	Q2	Q3	Q4	Year-to-date
Open cases	9	9	7	4	14
Open cases under age of 18	5	2	5	(Blank)	7
Open cases aged 18-20	4	7	2	3	5
Open cases aged 21-24	(Blank)	(Blank)	(Blank)	1	2

Support Costs

	Q1	Q2	Q3	Q4	Year-to-date
Financially supported cases	1	1	(Blank)	(Blank)	1
Person-related cost	£801	£343	(Blank)	(Blank)	£1.1K
Property-related cost	(Blank)	(Blank)	(Blank)	(Blank)	(Blank)
Total cost	£800.8	£343.20	(Blank)	(Blank)	£1.1K
Average cost per case	£800.80	£343.20	(Blank)	(Blank)	£1.1K

Immigration Status of Supported Households - Children and Care Leavers

Immigration status - open cases in Q4

Immigration Status	Immigration Status Groups	Count	Percentage
Illegal entrant / Deception - claimed asylum	Asylum seeker / asylum seeker ARE	2	50.00%
Limited leave with NRPF (other)	Leave to Remain (LTR) with NRPF	1	25.00%
Status not confirmed	No current immigration permission	1	25.00%
Total		4	100.00%

Summary of immigration status - open cases in Q4‡

Immigration Status Groups	Count	Percentage
Asylum seeker / asylum seeker ARE	2	50.00%
Leave to Remain (LTR) with NRPF	1	25.00%
No current immigration permission	1	25.00%
Total	4	100.00%

Summary of immigration status - open cases in Q4‡

