



NRPF Connect Data Report Q4 2024/25

North East

What is the NRPF Connect data report Q4 2024/25?

This data report collates and analyses the data recorded by councils in the North East region using NRPF Connect in the third quarter of the 2024/25 financial year. It provides a summary of referrals made and the support provided by social care services around the UK for people with no recourse to public funds (NRPF). The data is used to inform policy recommendations.

What is NRPF Connect?

NRPF Connect is the national database and case management tool for councils to record details of households with NRPF that are being provided with accommodation and/or financial support by social services, hosted by the NRPF Network.

What support is recorded on NRPF Connect?

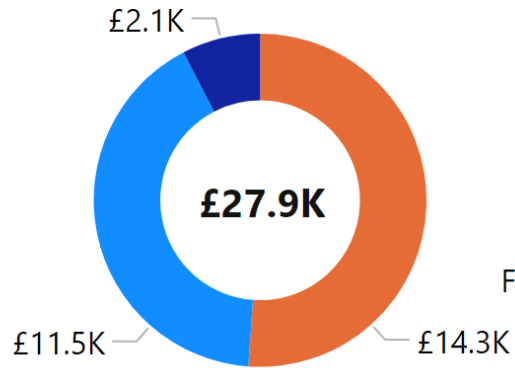
Councils can provide accommodation and financial support to people who are excluded from claiming benefits and mainstream housing assistance when statutory duties are engaged under social care legislation. Local authorities across the UK record the social care services they provide to families, adults with care needs, and care leavers with no recourse to public funds (NRPF). You can read more about NRPF support on the [NRPF Network website](#).

Notes on the data

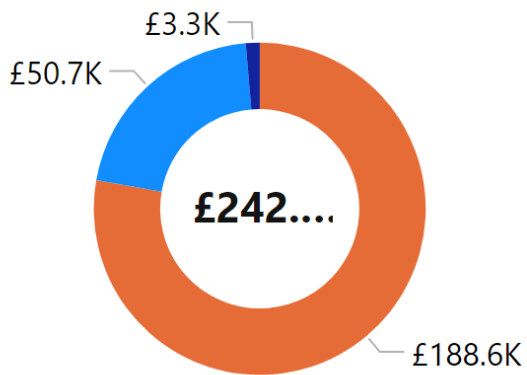
- “Adults” refers to adults with care needs provided with support under S18(1) Care Act 2014, S19(1) Care Act 2014, S12 Social Work (Scotland) Act 1968, S35 Social Services & Well-being (Wales) Act 2014, P7 Housing Act 1996, S1 Localism Act 2011, or S117 Mental Health Act 1983.
- “Families” refers to families with a child in need with support under S17 Children Act 1989, S22 Children (Scotland) Act 1995, or S37 Social Services & Well-Being (Wales) Act 2014.
- “Children and care leavers” refers to looked after children and young people leaving care supported under Children (Leaving Care) Act 2000, S20 Children Act 1989, S25 Children (Scotland) Act 1995, S29 & S30 Children (Scotland) Act 1995, or Part 6 Social Services & Well-Being (Wales) Act 2014
- “Support costs” relate to accommodation and financial support (subsistence) costs only, and do not include staffing or other costs incurred by councils delivering support to NRPF households.
- Data was last downloaded from NRPF Connect on 29/07/2025
- “Year-to-date” figures cover the time period from the start of the financial year to the end of the reported quarter.

Key

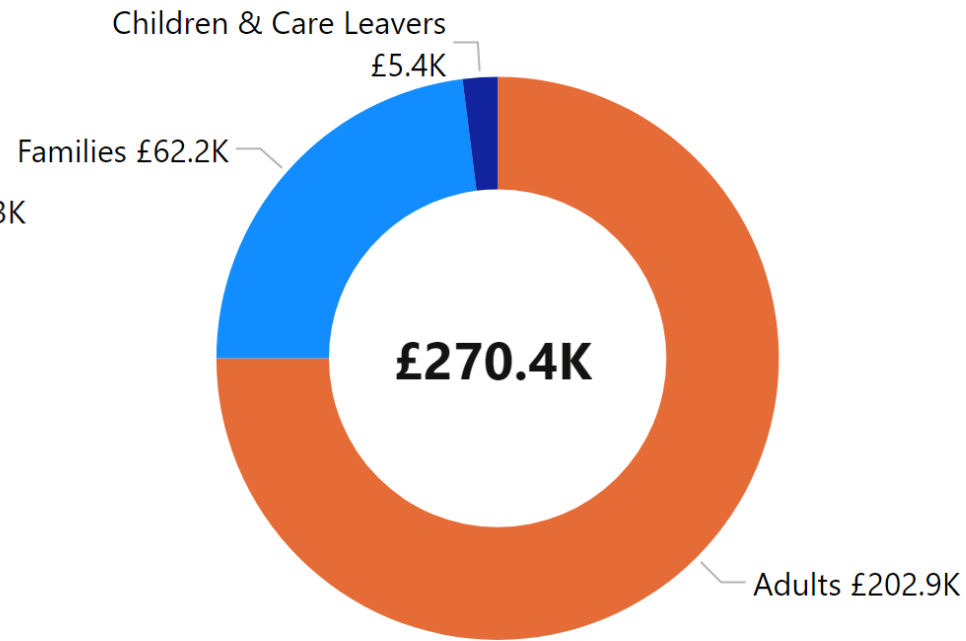
‡ - Those awaiting a first immigration check have been removed from the summary



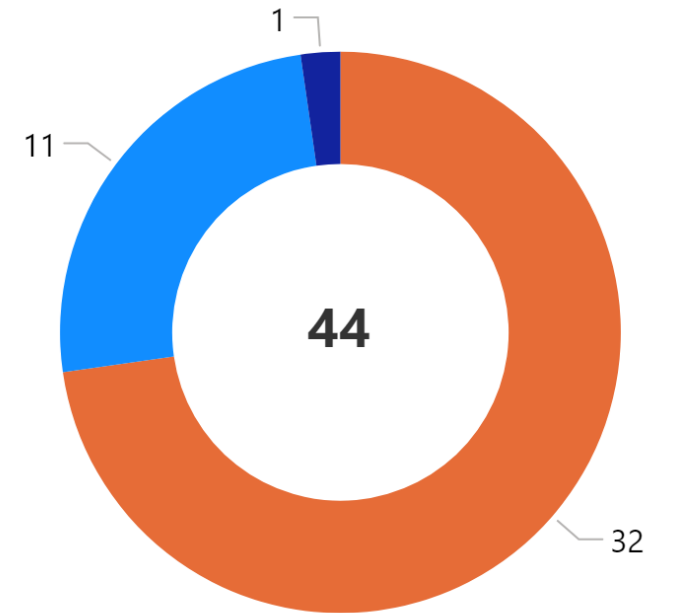
Person Related Costs



Property Related Costs



Total Quarterly Cost



Supported Households

- Families
- Children & Care Leavers
- Adults

4 local authority subscribers

Adults with care and support needs

Local authorities uploading financial data:

4 / 4 subscribers

Durham	Gateshead	Middlesbrough
Newcastle		

Referrals and Supported Households

	Q1	Q2	Q3	Q4	Year-to-date
New referrals	10	9	14	15	48
New households taken on for support	1	1	4	1	7
Supported households closed	1	(Blank)	1	2	4

Time on support

	Q1	Q2	Q3	Q4	Year-to-date
Average number of days on support	1599	1686	1562	1566	1552
Households supported for 1000 days	14	14	16	15	16
1000 day households as % of total	50%	50%	50%	47%	47%

Support Costs

	Q1	Q2	Q3	Q4	Year-to-date
Supported households	28	28	32	32	34
Dependents of supported households	2	2	2	2	2
Person-related cost	£11.4K	£12.1K	£13.5K	£14.3K	£51.3K
Property-related cost	£188.6K	£189.0K	£193.1K	£188.6K	£759.3K
Total quarterly cost	£200.0K	£201.1K	£206.6K	£202.9K	£810.6K
Average quarterly cost per household	£7.1K	£7.2K	£6.5K	£6.3K	£23.8K

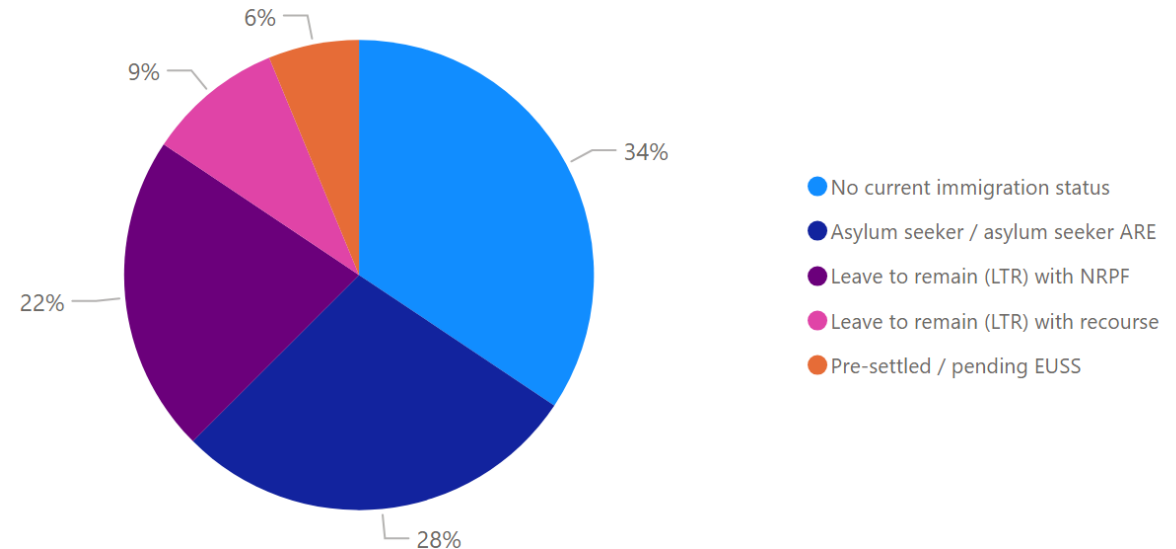
Immigration status - financially supported in Q4

Immigration Status	Immigration Status Group	Count	Percentage
Illegal entrant / Deception - claimed asylum	Asylum seeker / asylum seeker ARE	5	15.63%
Overstay / Breach - claimed asylum	Asylum seeker / asylum seeker ARE	4	12.50%
Hong Kong BN(O) Visa	Leave to remain (LTR) with NRPF	1	3.13%
Limited leave with NRPF (10 year route)	Leave to remain (LTR) with NRPF	1	3.13%
Limited leave with NRPF (other)	Leave to remain (LTR) with NRPF	5	15.63%
Humanitarian Protection	Leave to remain (LTR) with recourse	1	3.13%
Limited leave with recourse to public funds (other)	Leave to remain (LTR) with recourse	2	6.25%
EEA / family member (resident Dec 20)- unlawfully present	No current immigration status	2	6.25%
Illegal entrant / Deception - did not claim asylum	No current immigration status	1	3.13%
Overstay / Breach - did not claim asylum	No current immigration status	4	12.50%
Status not confirmed	No current immigration status	4	12.50%
Pre-settled status LTR (EUSS)	Pre-settled / pending EUSS	2	6.25%
Total		32	100.00%

Summary of immigration status - supported in Q4

Immigration Status Group	Count	Percentage
No current immigration status	11	34.38%
Asylum seeker / asylum seeker ARE	9	28.13%
Leave to remain (LTR) with NRPF	7	21.88%
Leave to remain (LTR) with recourse	3	9.38%
Pre-settled / pending EUSS	2	6.25%
Total	32	100.00%

Summary of immigration status - supported in Q4



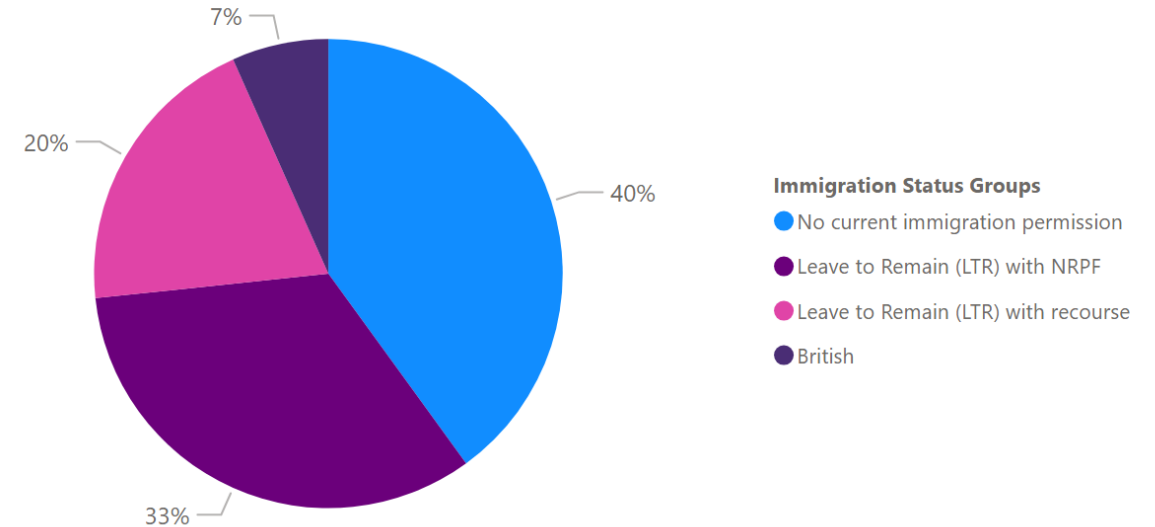
Immigration status - all referrals in Q4

Immigration Status	Immigration Status Groups	Count	Percentage
British	British	1	6.67%
Limited leave with NRPF (10 year route)	Leave to Remain (LTR) with NRPF	1	6.67%
Limited leave with NRPF (other)	Leave to Remain (LTR) with NRPF	4	26.67%
Indefinite Leave	Leave to Remain (LTR) with recourse	2	13.33%
Settled status ILR (EUSS)	Leave to Remain (LTR) with recourse	1	6.67%
Illegal entrant / Deception - did not claim asylum	No current immigration permission	1	6.67%
Overstay / Breach - did not claim asylum	No current immigration permission	1	6.67%
Status not confirmed	No current immigration permission	4	26.67%
Total		15	100.00%

Immigration status - all referrals in Q4‡

Immigration Status Groups	Count	Percentage
No current immigration permission	6	40.00%
Leave to Remain (LTR) with NRPF	5	33.33%
Leave to Remain (LTR) with recourse	3	20.00%
British	1	6.67%
Total	15	100.00%

Immigration status - all referrals in Q4‡



Case Closure Reasons - Adults with care and support needs

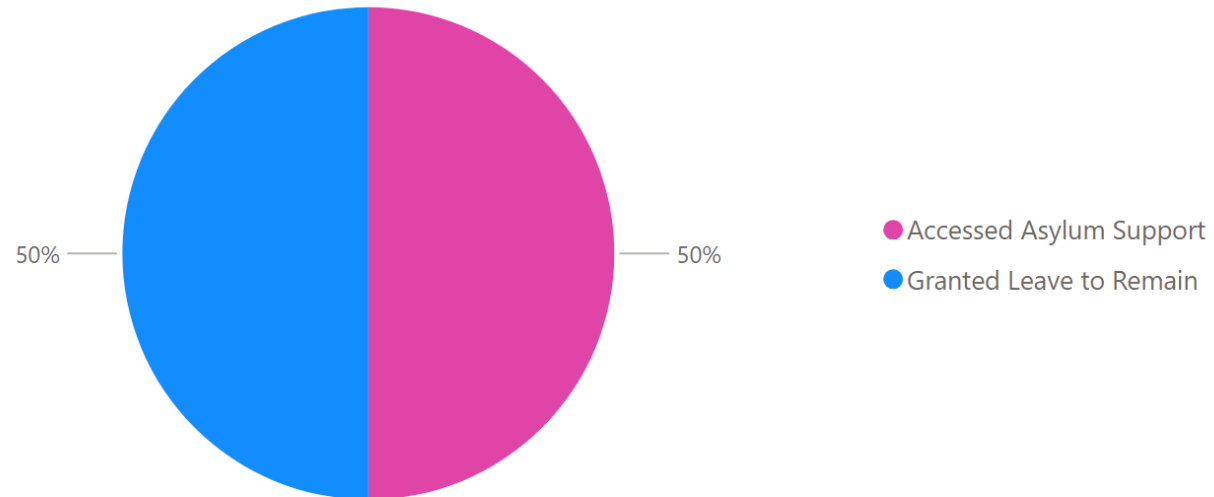
Closure reason - all closures in Q4

Reason for closure	Count	Percentage	Avg days on support
Accessed Asylum Support	1	50%	6
Granted Leave to Remain	1	50%	5037
Total	2	100%	2522

Onward referral for those no longer eligible

Referral	Count	Percentage
----------	-------	------------

Closure reason - all closures in Q4



Families with Children in Need

Local authorities uploading financial data:

3 / 4 subscribers

Durham

Gateshead

Middlesbrough

Referrals and Supported Households

	Q1	Q2	Q3	Q4	Year-to-date
New referrals	6	3	7	13	29
New households taken on for support	5	3	1	2	11
Supported households closed	1	1	3	1	6

Time on support

	Q1	Q2	Q3	Q4	Year-to-date
Average number of days on support	285	313	380	394	351
Households supported for 1000 days	1	1	1	1	1
1000 day households as % of total	10%	8%	8%	9%	6%

Support Costs

	Q1	Q2	Q3	Q4	Year-to-date
Supported households	10	12	12	11	16
Dependents of supported households	16	19	18	17	23
Person-related cost	£41.2K	£43.7K	£33.0K	£11.5K	£129.4K
Property-related cost	£34.5K	£46.4K	£41.3K	£50.7K	£172.8K
Total quarterly cost	£75.7K	£90.1K	£74.2K	£62.2K	£302.2K
Average quarterly cost per household	£7.6K	£7.5K	£6.2K	£5.7K	£18.9K

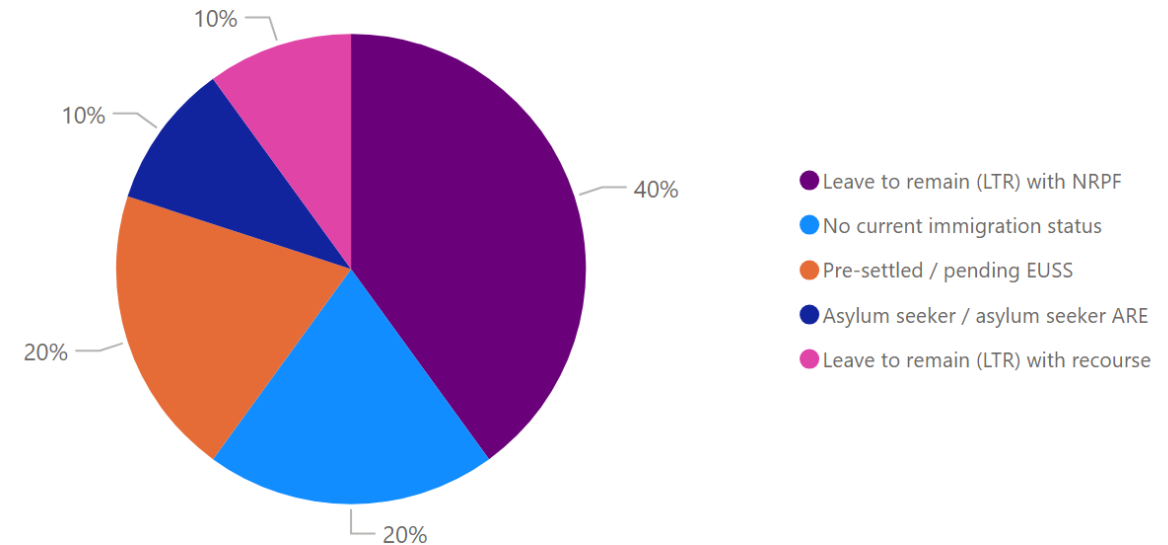
Immigration status - financially supported in Q4

Immigration Status	Immigration Status Group	Count	Percentage
Illegal entrant / Deception - claimed asylum	Asylum seeker / asylum seeker ARE	1	9.09%
Awaiting first immigration check	Awaiting first immigration check	1	9.09%
Limited leave with NRPF (other)	Leave to remain (LTR) with NRPF	4	36.36%
Limited leave with recourse to public funds (other)	Leave to remain (LTR) with recourse	1	9.09%
Overstayer / Breach - did not claim asylum	No current immigration status	2	18.18%
Pre-settled status LTR (EUSS)	Pre-settled / pending EUSS	2	18.18%
Total		11	100.00%

Summary of immigration status - supported in Q4

Immigration Status Group	Count	Percentage
Leave to remain (LTR) with NRPF	4	40.00%
No current immigration status	2	20.00%
Pre-settled / pending EUSS	2	20.00%
Asylum seeker / asylum seeker ARE	1	10.00%
Leave to remain (LTR) with recourse	1	10.00%
Total	10	100.00%

Summary of immigration status - supported in Q4



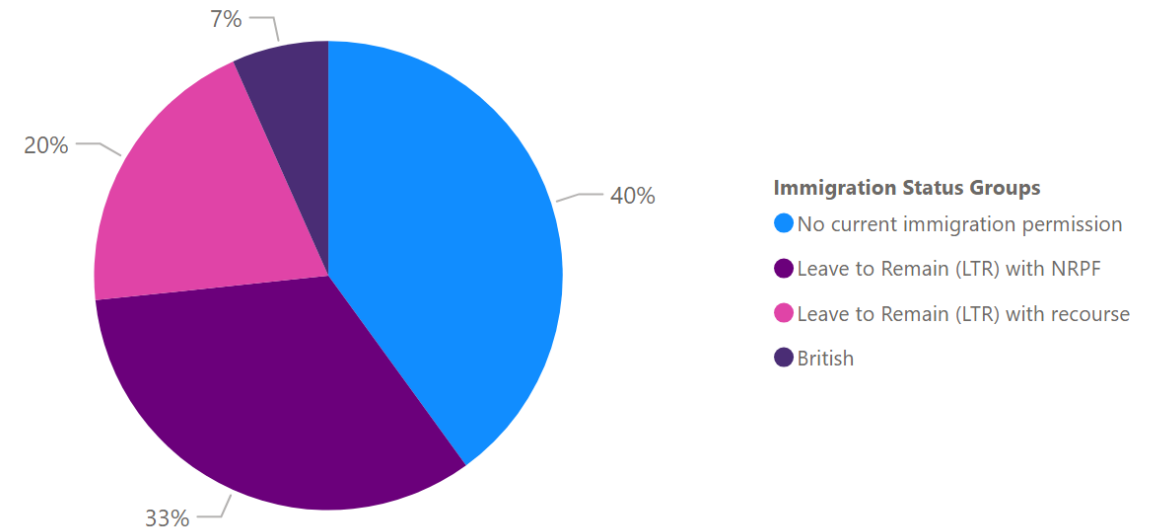
Immigration status - all referrals in Q4

Immigration Status	Immigration Status Groups	Count	Percentage
British	British	1	6.67%
Limited leave with NRPF (10 year route)	Leave to Remain (LTR) with NRPF	1	6.67%
Limited leave with NRPF (other)	Leave to Remain (LTR) with NRPF	4	26.67%
Indefinite Leave	Leave to Remain (LTR) with recourse	2	13.33%
Settled status ILR (EUSS)	Leave to Remain (LTR) with recourse	1	6.67%
Illegal entrant / Deception - did not claim asylum	No current immigration permission	1	6.67%
Overstayer / Breach - did not claim asylum	No current immigration permission	1	6.67%
Status not confirmed	No current immigration permission	4	26.67%
Total		15	100.00%

Immigration status - all referrals in Q4‡

Immigration Status Groups	Count	Percentage
No current immigration permission	6	40.00%
Leave to Remain (LTR) with NRPF	5	33.33%
Leave to Remain (LTR) with recourse	3	20.00%
British	1	6.67%
Total	15	100.00%

Immigration status - all referrals in Q4‡



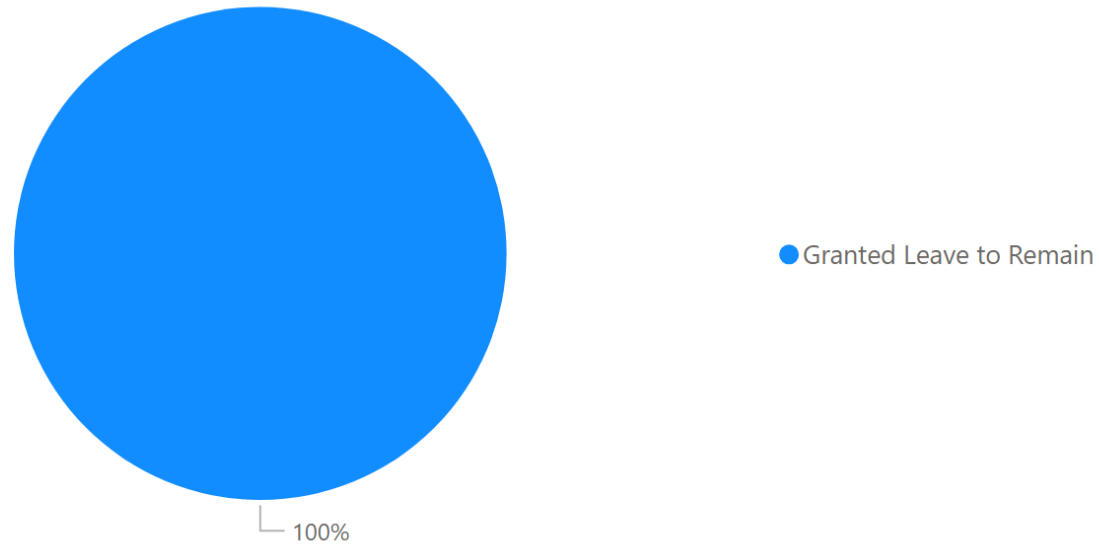
Closure reason - all closures in Q4

Reason for closure	Count	Percentage	Avg days on support
Granted Leave to Remain	1	100%	212
Total	1	100%	212

Onward referral for those no longer eligible

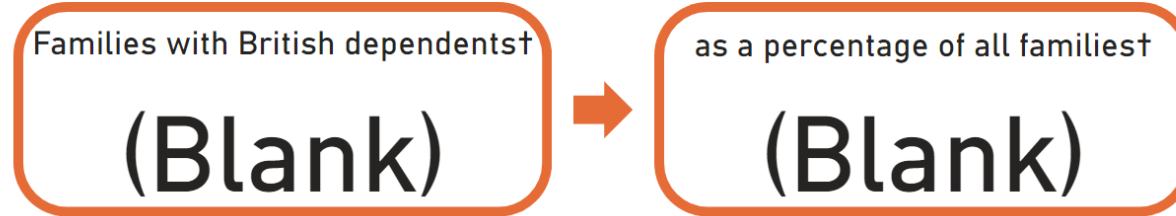
Referral	Count	Percentage
----------	-------	------------

Closure reason - all closures in Q4

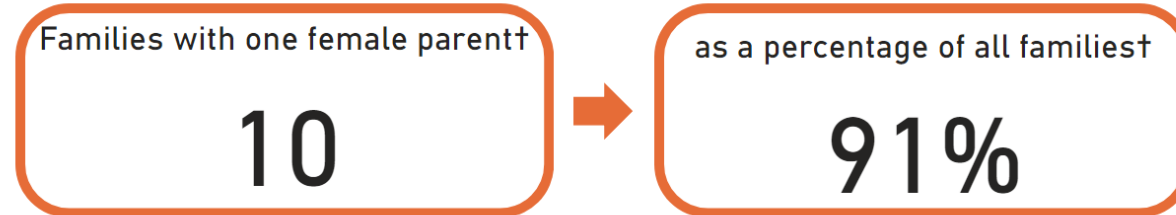
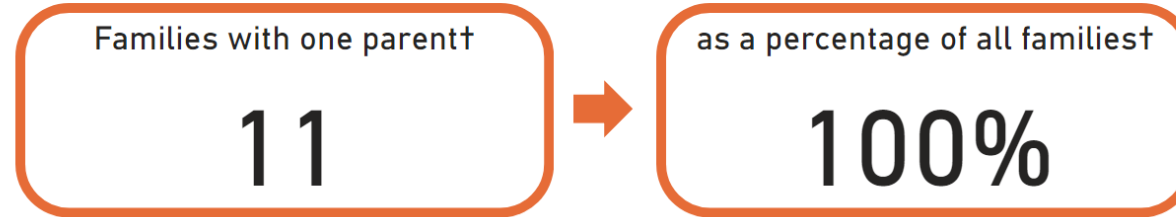


Following requests from our members, we have calculated the following figures:

Families with British Dependents



Single Parent Families



Looked after Children and Care Leavers

Local authorities uploading financial data:

1 / 4 subscribers

Gateshead

Referrals and Supported Households

	Q1	Q2	Q3	Q4	Year-to-date
New cases taken on for support	(Blank)	(Blank)	1	(Blank)	1
New cases	(Blank)	(Blank)	1	(Blank)	1
Cases closed	(Blank)	(Blank)	1	(Blank)	1

Open Cases

	Q1	Q2	Q3	Q4	Year-to-date
Open cases	2	1	3	1	3
Open cases under age of 18	(Blank)	(Blank)	1	(Blank)	(Blank)
Open cases aged 18-20	1	1	1	1	2
Open cases aged 21-24	1	(Blank)	1	(Blank)	1

Support Costs

	Q1	Q2	Q3	Q4	Year-to-date
Financially supported cases	(Blank)	(Blank)	1	1	1
Person-related cost	(Blank)	(Blank)	£92	£2K	£2.2K
Property-related cost	(Blank)	(Blank)	£294	£3.28K	£3.6K
Total cost	(Blank)	(Blank)	£386.43	£5.4K	£5.8K
Average cost per case	(Blank)	(Blank)	£386.43	£5.4K	£5.8K

Immigration Status of Supported Households - Children and Care Leavers

Immigration status - open cases in Q4

Immigration Status	Immigration Status Groups	Count	Percentage
Status not confirmed	No current immigration permission	1	100.00%
Total		1	100.00%

Summary of immigration status - open cases in Q4†

Immigration Status Groups	Count	Percentage
No current immigration permission	1	100.00%
Total	1	100.00%

Summary of immigration status - open cases in Q4†

