



NRPF Connect Data Report Q3 2024/25

North East

What is the NRPF Connect data report Q3 2024/25?

This data report collates and analyses the data recorded by councils in the North East region using NRPF Connect in the year up to the end of quarter three of the 2024/25 financial year. It provides a summary of referrals made and the support provided by social care services around the UK for people with no recourse to public funds (NRPF). The data is used to inform policy recommendations.

What is NRPF Connect?

NRPF Connect is the national database and case management tool for councils to record details of households with NRPF that are being provided with accommodation and/or financial support by social services, hosted by the NRPF Network.

What support is recorded on NRPF Connect?

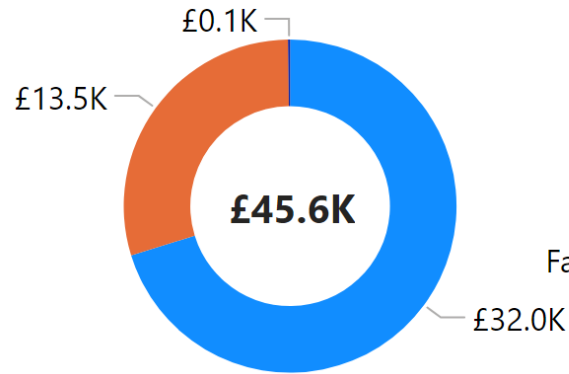
Councils can provide accommodation and financial support to people who are excluded from claiming benefits and mainstream housing assistance when statutory duties are engaged under social care legislation. Local authorities across the UK record the social care services they provide to families, adults with care needs, and care leavers with no recourse to public funds (NRPF). You can read more about NRPF support on the [NRPF Network website](#).

Notes on the data

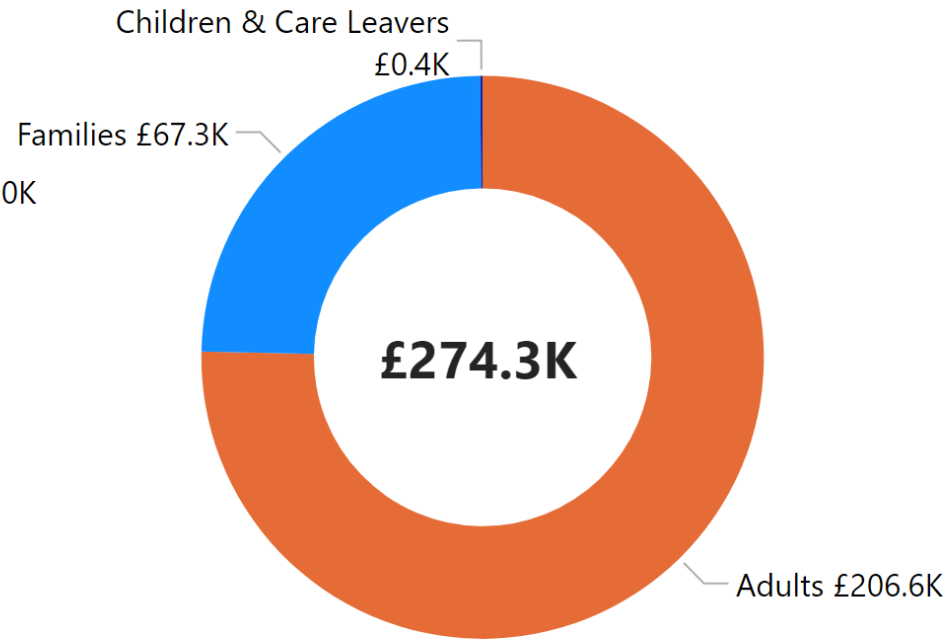
- “Adults” refers to adults with care needs provided with support under S18(1) Care Act 2014, S19(1) Care Act 2014, S12 Social Work (Scotland) Act 1968, P7 Housing Act 1996, S1 Localism Act 2011, or S117 Mental Health Act 1983.
- “Families” refers to families with a child in need with support under S17 Children Act 1989 or S22 Children (Scotland) Act 1995.
- “Children and care leavers” refers to looked after children and young people leaving care supported under Children (Leaving Care) Act 2000, S20 Children Act 1989, S25 Children (Scotland) Act 1995, or S29 & S30 Children (Scotland) Act 1995.
- “Support costs” relate to accommodation and financial support (subsistence) costs only, and do not include staffing or other costs incurred by councils delivering support to NRPF households.
- Data was last downloaded from NRPF Connect on 01/04/2025

Key

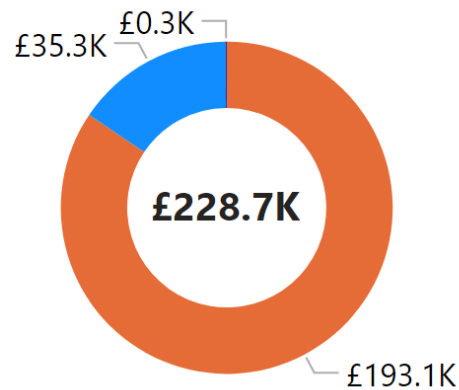
‡ - Those awaiting a first immigration check have been removed from the summary



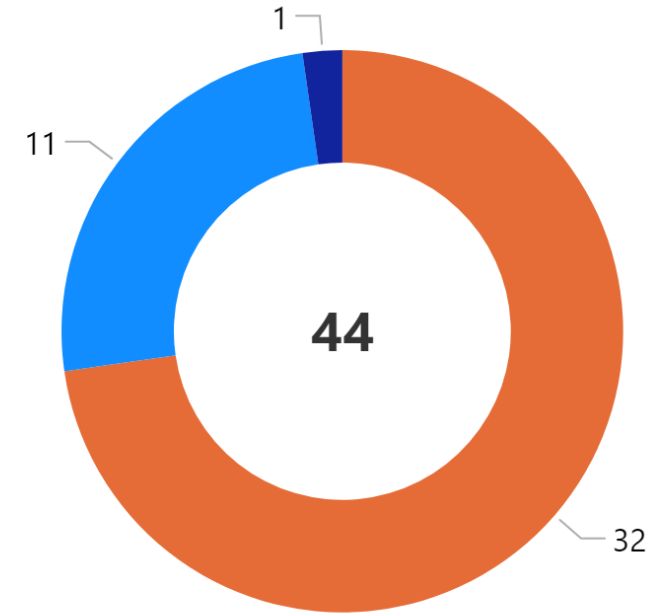
Person Related Costs



Total Quarterly Cost



Property Related Costs



Supported Households

- Families
- Children & Care Leavers
- Adults

4 local authority subscribers

Adults with care and support needs

Local authorities uploading financial data:

4 / 4 subscribers

Durham	Gateshead	Middlesbrough
Newcastle		

Referrals and Supported Households

	Q1	Q2	Q3	Q4	Year-to-date
New referrals	10	9	14		33
New households taken on for support	1	1	4		6
Supported households closed	1	(Blank)	1		2

Time on support

	Q1	Q2	Q3	Q4	Year-to-date
Average number of days on support	2K	2K	2K		2K
Households supported for 1000 days	14	14	16		16
1000 day households as % of total	50%	50%	50%		48%

Support Costs

	Q1	Q2	Q3	Q4	Year-to-date
Supported households	28	28	32		33
Dependents of supported households	2	2	2		2
Person-related cost	£11.4K	£12.1K	£13.5K		£37.0K
Property-related cost	£188.6K	£189.0K	£193.1K		£570.7K
Total quarterly cost	£200.0K	£201.1K	£206.6K		£607.8K
Average quarterly cost per household	£7.1K	£7.2K	£6.5K		£18.4K

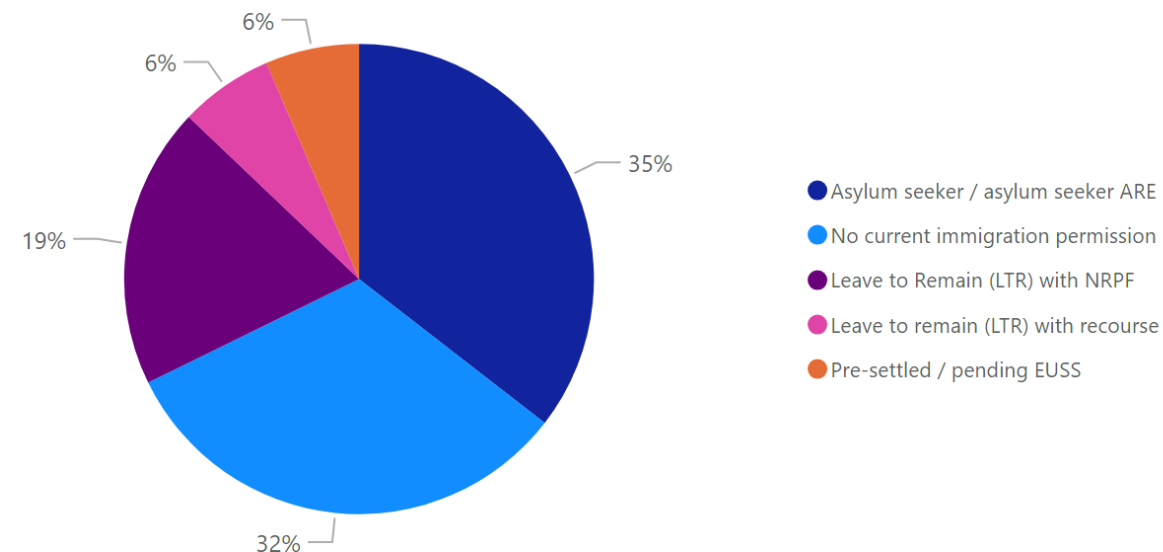
Immigration status - financially supported in Q3

Immigration Status	Immigration Status Group	Count	Percentage
Illegal entrant / Deception - claimed asylum	Asylum seeker / asylum seeker ARE	6	18.75%
In Country Asylum Seeker	Asylum seeker / asylum seeker ARE	1	3.13%
Overstayer / Breach - claimed asylum	Asylum seeker / asylum seeker ARE	4	12.50%
Awaiting first immigration check	Awaiting first immigration check	1	3.13%
Hong Kong BN(O) Visa	Leave to Remain (LTR) with NRPF	1	3.13%
Limited leave with NRPF (10 year route)	Leave to Remain (LTR) with NRPF	1	3.13%
Limited leave with NRPF (other)	Leave to Remain (LTR) with NRPF	4	12.50%
Limited leave with recourse to public funds (other)	Leave to remain (LTR) with recourse	1	3.13%
Refugee Status	Leave to remain (LTR) with recourse	1	3.13%
EEA / family member (resident Dec 20)- unlawfully present	No current immigration permission	2	6.25%
Overstayer / Breach - did not claim asylum	No current immigration permission	5	15.63%
Status not confirmed	No current immigration permission	3	9.38%
Pre-settled status LTR (EUSS)	Pre-settled / pending EUSS	2	6.25%
Total		32	100.00%

Summary of immigration status - supported in Q3‡

Immigration Status Group	Count	Percentage
Asylum seeker / asylum seeker ARE	11	35.48%
No current immigration permission	10	32.26%
Leave to Remain (LTR) with NRPF	6	19.35%
Leave to remain (LTR) with recourse	2	6.45%
Pre-settled / pending EUSS	2	6.45%
Total	31	100.00%

Summary of immigration status - supported in Q3‡



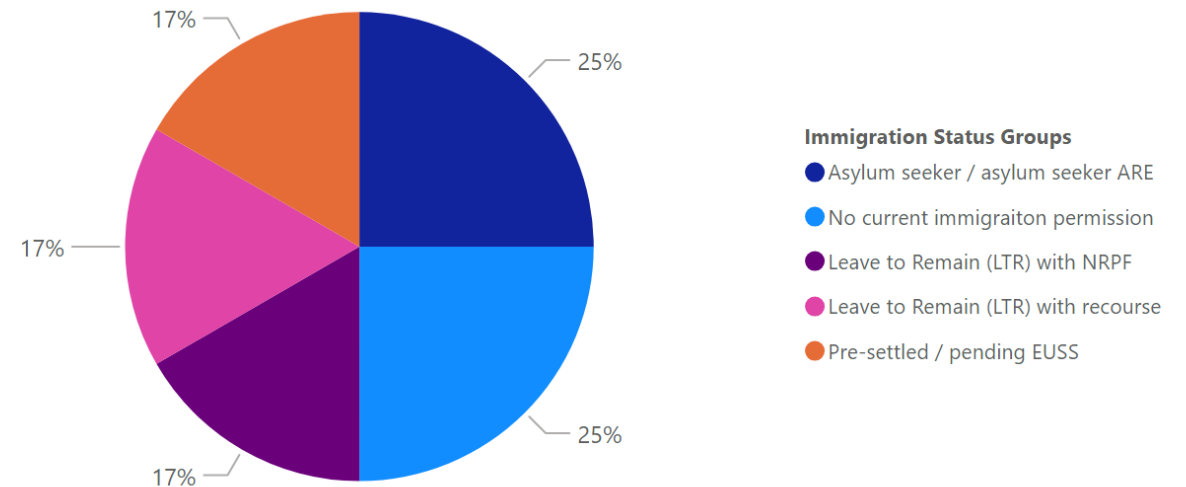
Immigration status - all referrals in Q3

Immigration Status	Immigration Status Groups	Count	Percentage
Illegal entrant / Deception - claimed asylum	Asylum seeker / asylum seeker ARE	3	21.43%
Awaiting first immigration check	Awaiting first immigration status check	2	14.29%
Hong Kong BN(O) Visa	Leave to Remain (LTR) with NRPF	1	7.14%
Limited leave with NRPF (other)	Leave to Remain (LTR) with NRPF	1	7.14%
Indefinite Leave	Leave to Remain (LTR) with recourse	2	14.29%
Illegal entrant / Deception - did not claim asylum	No current immigration permission	1	7.14%
Overstayer / Breach - did not claim asylum	No current immigration permission	1	7.14%
Status not confirmed	No current immigration permission	1	7.14%
Pre-settled status LTR (EUSS)	Pre-settled / pending EUSS	2	14.29%
Total		14	100.00%

Immigration status - all referrals in Q3†

Immigration Status Groups	Count	Percentage
Asylum seeker / asylum seeker ARE	3	25.00%
No current immigration permission	3	25.00%
Leave to Remain (LTR) with NRPF	2	16.67%
Leave to Remain (LTR) with recourse	2	16.67%
Pre-settled / pending EUSS	2	16.67%
Total	12	100.00%

Immigration status - all referrals in Q3†



Case Closure Reasons - Adults with care and support needs

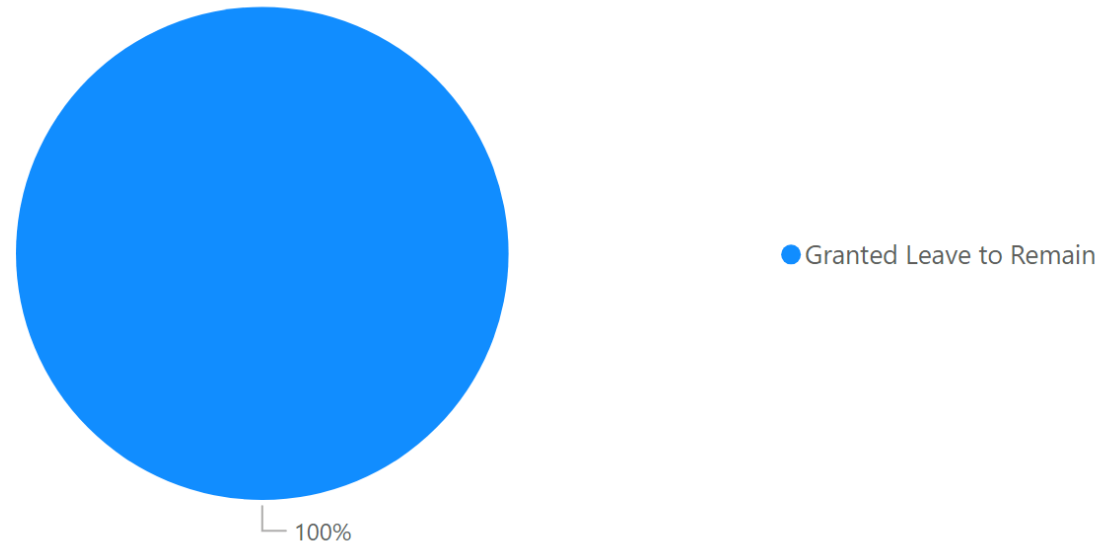
Closure reason - all closures in Q3

Reason for closure	Count	Percentage	Avg days on support
Granted Leave to Remain	1	100%	2576
Total	1	100%	2576

Onward referral for those no longer eligible

Referral	Count	Percentage
----------	-------	------------

Closure reason - all closures in Q3



Families with Children in Need

Local authorities uploading financial data:

3 / 4 subscribers

Durham

Gateshead

Middlesbrough

Referrals and Supported Households

	Q1	Q2	Q3	Q4	Year-to-date
New referrals	6	3	7		16
New households taken on for support	5	2	1		8
Supported households closed	1	1	3		5

Time on support

	Q1	Q2	Q3	Q4	Year-to-date
Average number of days on support	285	336	400		352
Households supported for 1000 days	1	1	1		1
1000 day households as % of total	10%	9%	9%		8%

Support Costs

	Q1	Q2	Q3	Q4	Year-to-date
Supported households	10	11	11		13
Dependents of supported households	16	19	18		20
Person-related cost	£41.2K	£43.1K	£32.0K		£116.3K
Property-related cost	£34.5K	£42.4K	£35.3K		£112.2K
Total quarterly cost	£75.7K	£85.5K	£67.3K		£228.5K
Average quarterly cost per household	£7.6K	£7.8K	£6.1K		£17.6K

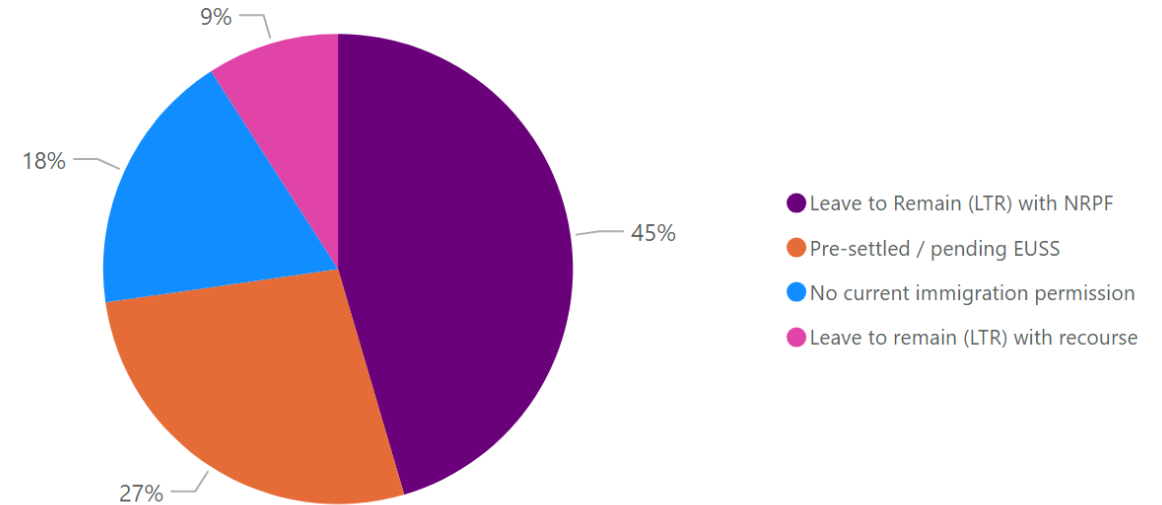
Immigration status - financially supported in Q3

Immigration Status	Immigration Status Group	Count	Percentage
Limited leave with NRPF (other)	Leave to Remain (LTR) with NRPF	5	45.45%
DDV Concession	Leave to remain (LTR) with recourse	1	9.09%
Overstayer / Breach - did not claim asylum	No current immigration permission	2	18.18%
Pre-settled status LTR (EUSS)	Pre-settled / pending EUSS	3	27.27%
Total		11	100.00%

Summary of immigration status - supported in Q3‡

Immigration Status Group	Count	Percentage
Leave to Remain (LTR) with NRPF	5	45.45%
Pre-settled / pending EUSS	3	27.27%
No current immigration permission	2	18.18%
Leave to remain (LTR) with recourse	1	9.09%
Total	11	100.00%

Summary of immigration status - supported in Q3‡



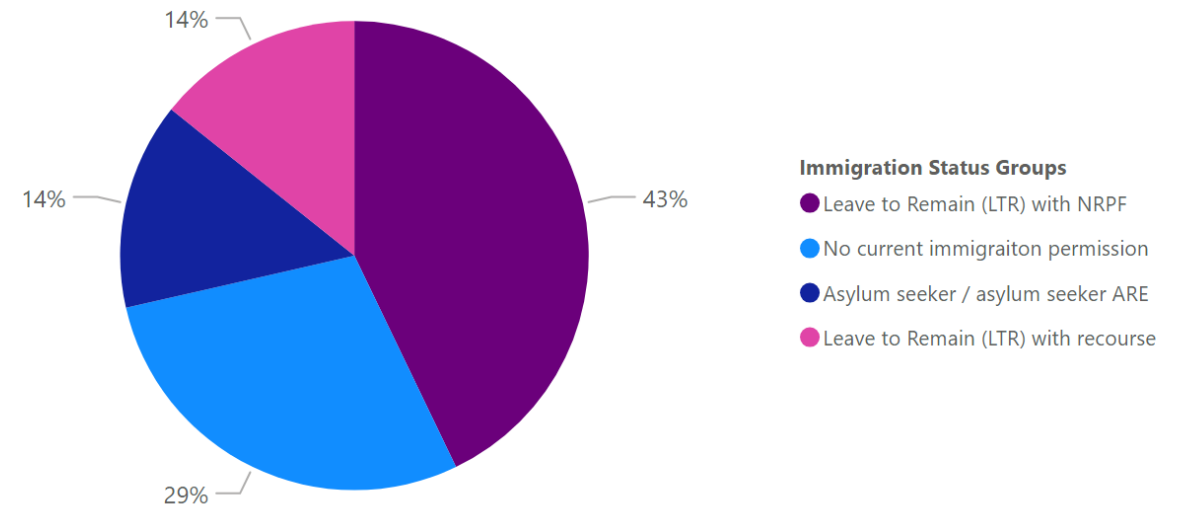
Immigration status - all referrals in Q3

Immigration Status	Immigration Status Groups	Count	Percentage
In Country Asylum Seeker	Asylum seeker / asylum seeker ARE	1	14.29%
Limited leave with NRPF (10 year route)	Leave to Remain (LTR) with NRPF	1	14.29%
Limited leave with NRPF (other)	Leave to Remain (LTR) with NRPF	2	28.57%
Settled status ILR (EUSS)	Leave to Remain (LTR) with recourse	1	14.29%
Overstayer / Breach - did not claim asylum	No current immigration permission	2	28.57%
Total		7	100.00%

Immigration status - all referrals in Q3†

Immigration Status Groups	Count	Percentage
Leave to Remain (LTR) with NRPF	3	42.86%
No current immigration permission	2	28.57%
Asylum seeker / asylum seeker ARE	1	14.29%
Leave to Remain (LTR) with recourse	1	14.29%
Total	7	100.00%

Immigration status - all referrals in Q3†



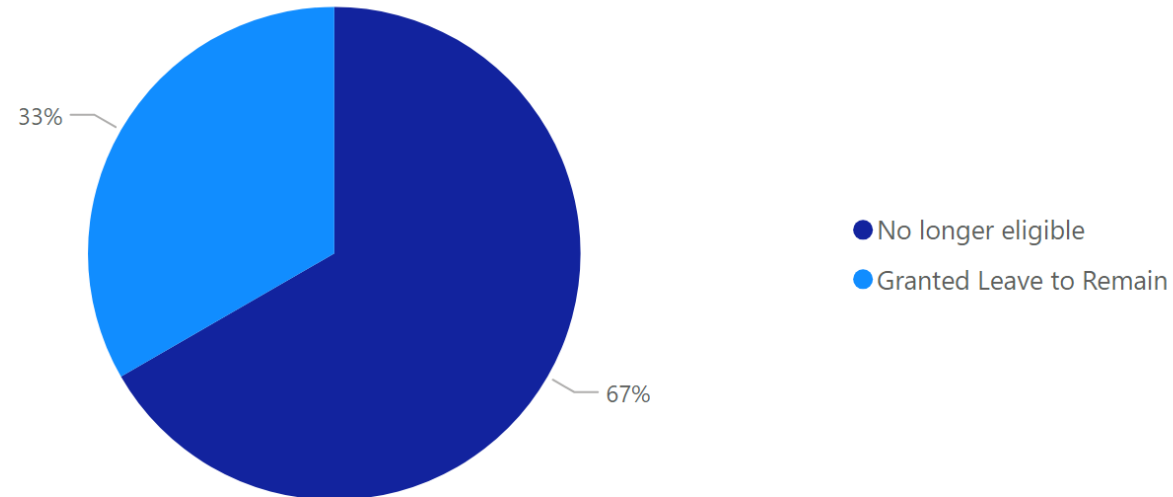
Closure reason - all closures in Q3

Reason for closure	Count	Percentage	Avg days on support
No longer eligible	2	67%	535
Granted Leave to Remain	1	33%	49
Total	3	100%	373

Onward referral for those no longer eligible

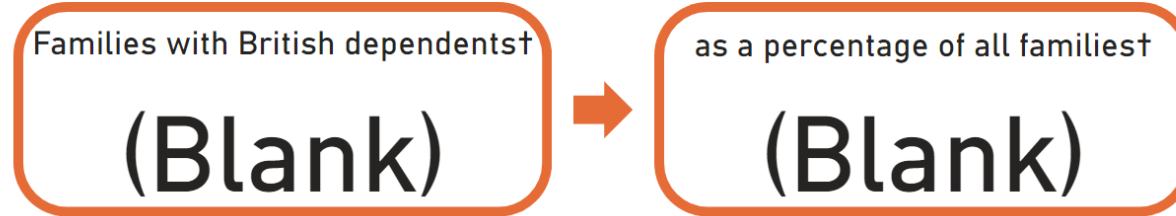
Referral	Count	Percentage
Mainstream benefits and housing services	2	100%
Total	2	100%

Closure reason - all closures in Q3

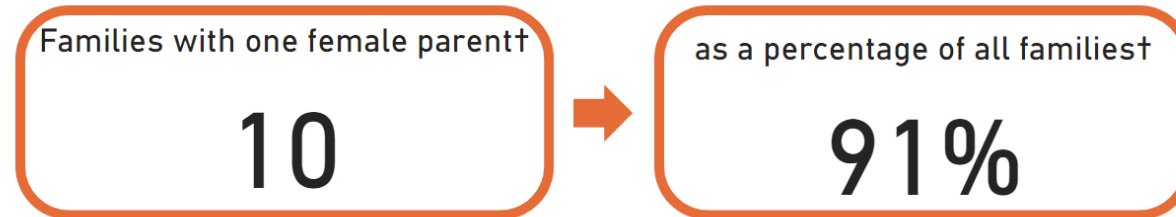
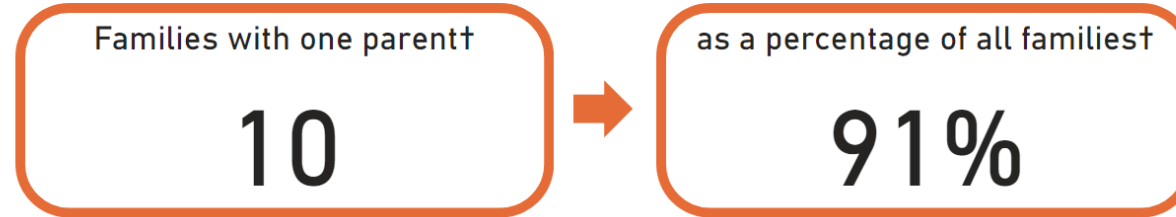


Following requests from our members, we have calculated the following figures:

Families with British Dependents



Single Parent Families



Looked after Children and Care Leavers

Local authorities uploading financial data:

1 / 4 subscribers

Gateshead

Referrals and Supported Households

	Q1	Q2	Q3	Q4	Year-to-date
New cases taken on for support	(Blank)	(Blank)	1		1
New cases	(Blank)	(Blank)	1		1
Cases closed	(Blank)	(Blank)	1		1

Open Cases

	Q1	Q2	Q3	Q4	Year-to-date
Open cases	2	1	3		3
Open cases under age of 18	(Blank)	(Blank)	1		(Blank)
Open cases aged 18-20	1	1	1		2
Open cases aged 21-24	1	(Blank)	1		1

Support Costs

	Q1	Q2	Q3	Q4	Year-to-date
Financially supported cases	(Blank)	(Blank)	1		1
Person-related cost	(Blank)	(Blank)	£92		£92.4
Property-related cost	(Blank)	(Blank)	£294		£294.0
Total cost	(Blank)	(Blank)	£386.43		£386.4
Average cost per case	(Blank)	(Blank)	£386.43		£386.4

Immigration Status of Supported Households - Children and Care Leavers

Immigration status - open cases in Q3

Immigration Status	Immigration Status Groups	Count	Percentage
Overstayer / Breach - claimed asylum	Asylum seeker / asylum seeker ARE	1	50.00%
Status not confirmed	No current immigraiton permission	1	50.00%
Total		2	100.00%

Summary of immigration status - open cases in Q3‡

Immigration Status Groups	Count	Percentage
Asylum seeker / asylum seeker ARE	1	50.00%
No current immigraiton permission	1	50.00%
Total	2	100.00%

Summary of immigration status - open cases in Q3‡

