



NRPF Connect Data Report 2023/24

Yorkshire & the Humber

What is the NRPF Connect data report 2023/24?

This data report collates and analyses the data recorded by councils in Yorkshire and the Humber using NRPF Connect in the 2023/24 financial year. It provides a snapshot of referrals made and the support provided by social care services around the UK for people with no recourse to public funds (NRPF). The data is used to inform policy recommendations.

What is NRPF Connect?

NRPF Connect is the national database and case management tool for councils to record details of households with NRPF that are being provided with accommodation and/or financial support by social services, hosted by the NRPF Network.

What support is recorded on NRPF Connect?

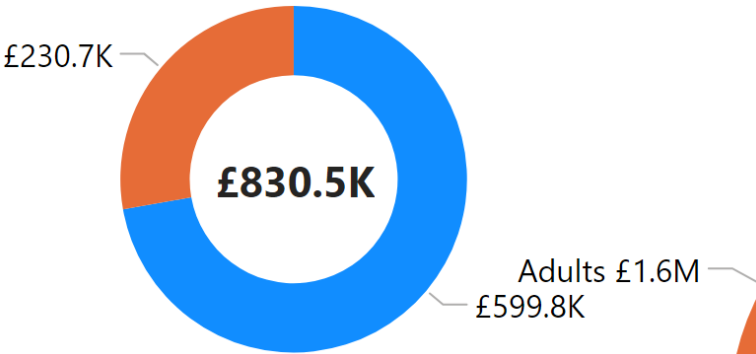
Councils can provide accommodation and financial support to people who are excluded from claiming benefits and mainstream housing assistance when statutory duties are engaged under social care legislation. Local authorities across the UK record the social care services they provide to families, adults with care needs, and care leavers with no recourse to public funds (NRPF). You can read more about NRPF support on the [NRPF Network website](#).

Notes on the data

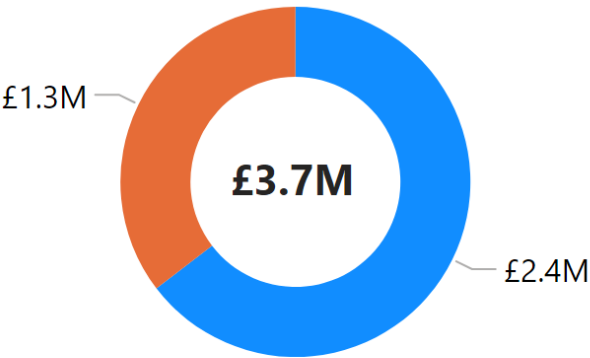
- “Adults” refers to adults with care needs provided with support under S18(1) Care Act 2014, S19(1) Care Act 2014, S12 Social Work (Scotland) Act 1968, P7 Housing Act 1996, S1 Localism Act 2011, or S117 Mental Health Act 1983.
- “Families” refers to families with a child in need with support under S17 Children Act 1989 or S22 Children (Scotland) Act 1995.
- “Children and care leavers” refers to looked after children and young people leaving care supported under Children (Leaving Care) Act 2000, S20 Children Act 1989, S25 Children (Scotland) Act 1995, or S29 & S30 Children (Scotland) Act 1995.
- “Support costs” relate to accommodation and financial support (subsistence) costs only, and do not include staffing or other costs incurred by councils delivering support to NRPF households.
- Data was last downloaded from NRPF Connect on 29/07/2024

Key

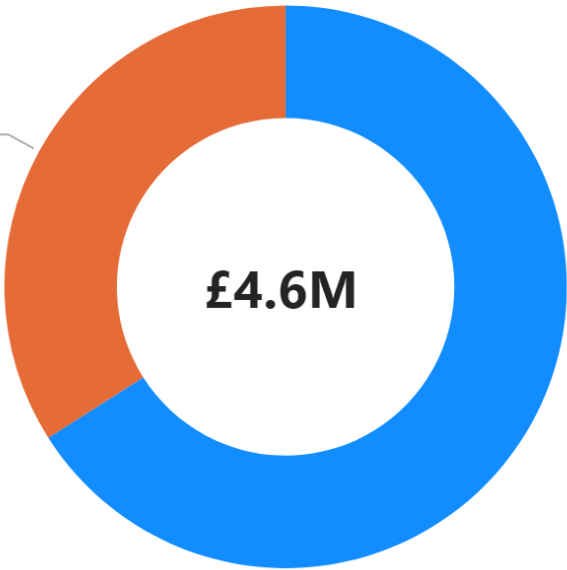
- * - Weekly cost at end of quarter/year x 52
- † - For supported cases open at end of quarter/year
- ‡ - Those awaiting a first immigration check have been removed from the summary



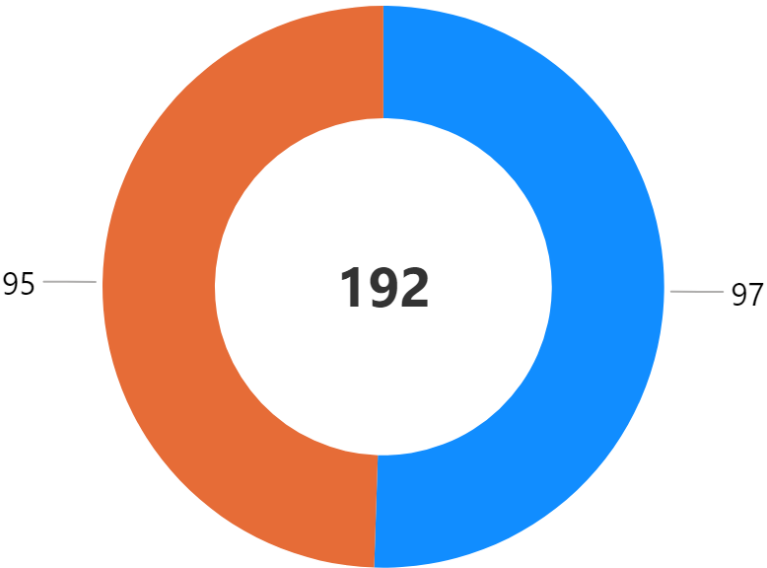
Person Related Costs



Property Related Costs



Total Annual Cost*



Supported Households†

- Families
- Children & Care Leavers
- Adults

4 local authority subscribers

Adults with care and support needs

Local authorities uploading financial data:

3 / 4 subscribers

Bradford

Kirklees

Sheffield

Referrals and Supported Households

	Q1	Q2	Q3	Q4	Total
New referrals	66	71	71	68	276
New households taken on for support	48	54	44	33	179
Supported households closed	30	40	54	33	157

Time on support

	Q1	Q2	Q3	Q4
Average number of days on support†	777	710	692	743
Households supported for 1000 days†	17	17	14	16
1000 day households as % of total†	19%	16%	15%	17%

Support Costs

	Q1	Q2	Q3	Q4
Supported households†	91	105	95	95
Dependents of supported households†	6	6	7	7
Annual person-related cost†*	£193.5K	£235.2K	£230.9K	£230.7K
Annual property-related cost†*	£1.3M	£1.5M	£1.4M	£1.3M
Total annual cost†*	£1.5M	£1.7M	£1.6M	£1.6M
Average annual cost per household†*	£17.7K	£16.6K	£16.9K	£16.3K

Immigration Status of Supported Households - Adults with care and support needs

Yorkshire & the Humber

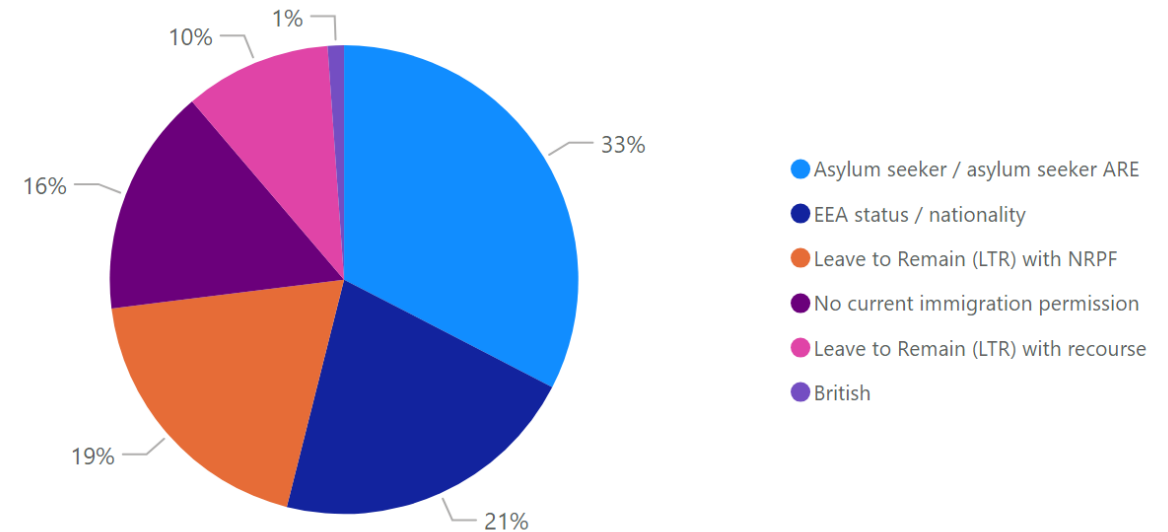
Immigration status - financially supported as end Q4

Immigration Status	Immigration Status Groups	Count	Percentage
Illegal entrant / Deception - claimed asylum	Asylum seeker / asylum seeker ARE	15	15.79%
In Country Asylum Seeker	Asylum seeker / asylum seeker ARE	1	1.05%
Overstayer / Breach - claimed asylum	Asylum seeker / asylum seeker ARE	12	12.63%
Port Case	Asylum seeker / asylum seeker ARE	1	1.05%
Awaiting first immigration check	Awaiting first immigration status check	6	6.32%
British	British	1	1.05%
EEA / family member (resident Dec 20)- unlawfully present	EEA status / nationality	3	3.16%
EUSS application submitted after 30 June 2021	EEA status / nationality	1	1.05%
EUSS application submitted out of time	EEA status / nationality	1	1.05%
Pre-settled status LTR (EUSS)	EEA status / nationality	14	14.74%
Leave to Enter as visitor - NRPF	Leave to Remain (LTR) with NRPF	1	1.05%
Limited leave with NRPF (10 year route)	Leave to Remain (LTR) with NRPF	1	1.05%
Limited leave with NRPF (other)	Leave to Remain (LTR) with NRPF	15	15.79%
DDV Concession	Leave to Remain (LTR) with recourse	5	5.26%
Humanitarian Protection	Leave to Remain (LTR) with recourse	1	1.05%
Limited leave with recourse to public funds (following COC)	Leave to Remain (LTR) with recourse	1	1.05%
Limited leave with recourse to public funds (other)	Leave to Remain (LTR) with recourse	1	1.05%
Refugee Status	Leave to Remain (LTR) with recourse	1	1.05%
Illegal entrant / Deception - did not claim asylum	No current immigration permission	2	2.11%
Overstayer / Breach - did not claim asylum	No current immigration permission	10	10.53%
Status not confirmed	No current immigration permission	2	2.11%
Total		95	100.00%

Summary of immigration status - supported as end Q4‡

Immigration Status Groups	Count	Percentage
Asylum seeker / asylum seeker ARE	29	32.58%
British	1	1.12%
EEA status / nationality	19	21.35%
Leave to Remain (LTR) with NRPF	17	19.10%
Leave to Remain (LTR) with recourse	9	10.11%
No current immigration permission	14	15.73%
Total	89	100.00%

Summary of immigration status - supported as end Q4‡



Immigration Status of Referred Households - Adults with care and support needs

Yorkshire & the Humber

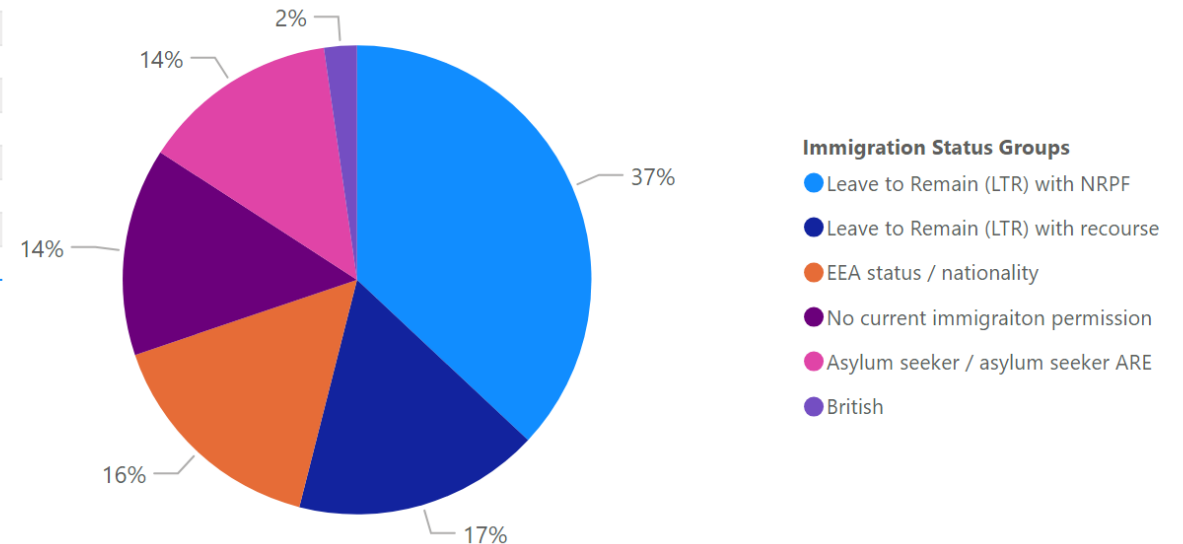
Immigration status - all referrals for the year

Immigration Status	Immigration Status Groups	Count	Percentage
Illegal entrant / Deception - claimed asylum	Asylum seeker / asylum seeker ARE	21	7.61%
In Country Asylum Seeker	Asylum seeker / asylum seeker ARE	1	0.36%
Overstay / Breach - claimed asylum	Asylum seeker / asylum seeker ARE	12	4.35%
Port Case	Asylum seeker / asylum seeker ARE	2	0.72%
Awaiting first immigration check	Awaiting first immigration status check	11	3.99%
British	British	6	2.17%
EEA / family member (resident Dec 20)- unlawfully present	EEA status / nationality	15	5.43%
EEA family permit	EEA status / nationality	1	0.36%
Pre-settled status LTR (EUSS)	EEA status / nationality	24	8.70%
Settled status ILR (EUSS)	EEA status / nationality	2	0.72%
Leave to Enter as visitor - NRPF	Leave to Remain (LTR) with NRPF	7	2.54%
Limited leave with NRPF (10 year route)	Leave to Remain (LTR) with NRPF	12	4.35%
Limited leave with NRPF (other)	Leave to Remain (LTR) with NRPF	79	28.62%
DDV Concession	Leave to Remain (LTR) with recourse	30	10.87%
Discretionary Leave (DL) - other	Leave to Remain (LTR) with recourse	1	0.36%
Humanitarian Protection	Leave to Remain (LTR) with recourse	3	1.09%
Indefinite Leave	Leave to Remain (LTR) with recourse	6	2.17%
Limited leave with recourse to public funds (following COC)	Leave to Remain (LTR) with recourse	1	0.36%
Limited leave with recourse to public funds (other)	Leave to Remain (LTR) with recourse	1	0.36%
Refugee Status	Leave to Remain (LTR) with recourse	3	1.09%
Illegal entrant / Deception - did not claim asylum	No current immigration permission	1	0.36%
Overstay / Breach - did not claim asylum	No current immigration permission	21	7.61%
Status not confirmed	No current immigration permission	16	5.80%
Total		276	100.00%

Immigration status - all referrals for the year‡

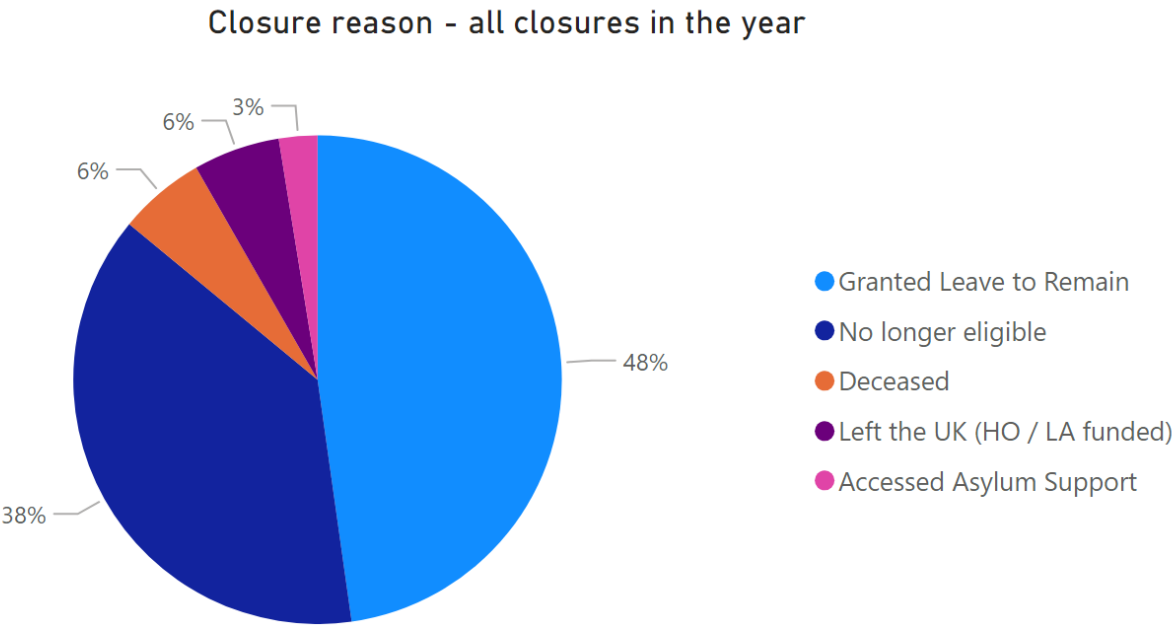
Immigration Status Groups	Count	Percentage
Leave to Remain (LTR) with NRPF	98	36.98%
Leave to Remain (LTR) with recourse	45	16.98%
EEA status / nationality	42	15.85%
No current immigration permission	38	14.34%
Asylum seeker / asylum seeker ARE	36	13.58%
British	6	2.26%
Total	265	100.00%

Immigration status - all referrals for the year‡



Closure reason - all closures in the year			
Reason for closure	Count	Percentage	Avg days on support
Granted Leave to Remain	75	48%	252
No longer eligible	60	38%	95
Deceased	9	6%	924
Left the UK (HO / LA funded)	9	6%	107
Accessed Asylum Support	4	3%	121
Total	157	100%	219

Onward referral for those no longer eligible		
Referral	Count	Avg days on support
Mainstream benefits and housing services	30	140
Support accessed through friends / family	14	55
NRM accommodation	6	64
Referred to borough where ordinary resident	6	34
Refuge accommodation (not LA funded)	2	10
Support accessed through VCS	2	69
Total	60	95



Families with Children in Need

Local authorities uploading financial data:

4 / 4 subscribers

Bradford

Kirklees

Leeds

Sheffield

Referrals and Supported Households

	Q1	Q2	Q3	Q4	Total
New referrals	39	65	59	25	188
New households taken on for support	20	24	20	12	76
Supported households closed	21	16	12	14	63

Time on support

	Q1	Q2	Q3	Q4
Average number of days on support†	497	470	481	530
Households supported for 1000 days†	11	14	15	20
1000 day households as % of total†	13%	15%	15%	21%

Support Costs

	Q1	Q2	Q3	Q4
Supported households†	83	91	99	97
Dependents of supported households†	161	185	199	199
Annual person-related cost†*	£492.0K	£579.5K	£596.3K	£599.8K
Annual property-related cost†*	£1.7M	£2.1M	£2.5M	£2.4M
Total annual cost†*	£2.2M	£2.7M	£3.1M	£3.0M
Average annual cost per household†*	£29.4K	£28.6K	£39.6K	£34.0K

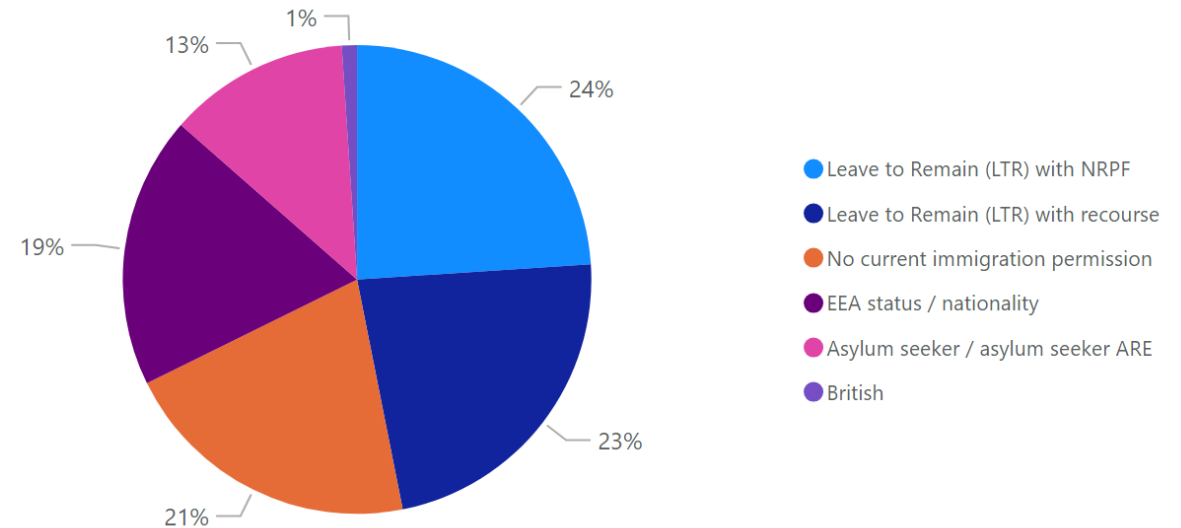
Immigration status - financially supported as end Q4

Immigration Status	Immigration Status Groups	Count	Percentage
Illegal entrant / Deception - claimed asylum	Asylum seeker / asylum seeker ARE	2	2.06%
In Country Asylum Seeker	Asylum seeker / asylum seeker ARE	2	2.06%
Overstayer / Breach - claimed asylum	Asylum seeker / asylum seeker ARE	5	5.15%
Port Case	Asylum seeker / asylum seeker ARE	3	3.09%
Awaiting first immigration check	Awaiting first immigration status check	1	1.03%
British	British	1	1.03%
EEA / family member (resident Dec 20)- unlawfully present	EEA status / nationality	3	3.09%
EUSS application submitted after 30 June 2021	EEA status / nationality	3	3.09%
EUSS application submitted pre-30 June 2021	EEA status / nationality	1	1.03%
Pre-settled status LTR (EUSS)	EEA status / nationality	10	10.31%
Settled status ILR (EUSS)	EEA status / nationality	1	1.03%
Leave to Enter as visitor - NRPF	Leave to Remain (LTR) with NRPF	2	2.06%
Limited leave with NRPF (10 year route)	Leave to Remain (LTR) with NRPF	3	3.09%
Limited leave with NRPF (other)	Leave to Remain (LTR) with NRPF	18	18.56%
DDV Concession	Leave to Remain (LTR) with recourse	9	9.28%
Indefinite Leave	Leave to Remain (LTR) with recourse	3	3.09%
Limited leave with recourse to public funds (10 year route)	Leave to Remain (LTR) with recourse	4	4.12%
Limited leave with recourse to public funds (following COC)	Leave to Remain (LTR) with recourse	1	1.03%
Limited leave with recourse to public funds (other)	Leave to Remain (LTR) with recourse	3	3.09%
Refugee Status	Leave to Remain (LTR) with recourse	2	2.06%
Illegal entrant / Deception - did not claim asylum	No current immigration permission	1	1.03%
Overstayer / Breach - did not claim asylum	No current immigration permission	13	13.40%
Status not confirmed	No current immigration permission	6	6.19%
Total		97	100.00%

Summary of immigration status - supported as end Q4‡

Immigration Status Groups	Count	Percentage
Asylum seeker / asylum seeker ARE	12	12.50%
British	1	1.04%
EEA status / nationality	18	18.75%
Leave to Remain (LTR) with NRPF	23	23.96%
Leave to Remain (LTR) with recourse	22	22.92%
No current immigration permission	20	20.83%
Total	96	100.00%

Summary of immigration status - supported as end Q4‡



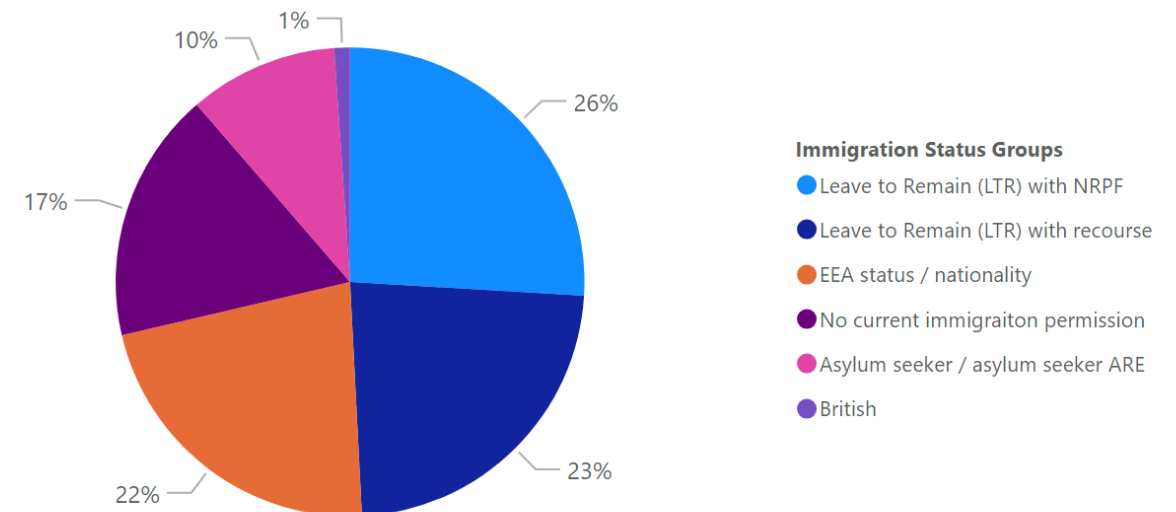
Immigration status - all referrals for the year

Immigration Status	Immigration Status Groups	Count	Percentage
Illegal entrant / Deception - claimed asylum	Asylum seeker / asylum seeker ARE	4	2.13%
In Country Asylum Seeker	Asylum seeker / asylum seeker ARE	5	2.66%
Overstay / Breach - claimed asylum	Asylum seeker / asylum seeker ARE	8	4.26%
Port Case	Asylum seeker / asylum seeker ARE	2	1.06%
Awaiting first immigration check	Awaiting first immigration status check	3	1.60%
British	British	2	1.06%
EEA / family member (resident Dec 20)- unlawfully present	EEA status / nationality	6	3.19%
EUSS application submitted after 30 June 2021	EEA status / nationality	1	0.53%
EUSS application submitted pre-30 June 2021	EEA status / nationality	5	2.66%
Pre-settled status LTR (EUSS)	EEA status / nationality	21	11.17%
Settled status ILR (EUSS)	EEA status / nationality	8	4.26%
Leave to Enter as visitor - NRPF	Leave to Remain (LTR) with NRPF	5	2.66%
Limited leave with NRPF (10 year route)	Leave to Remain (LTR) with NRPF	10	5.32%
Limited leave with NRPF (other)	Leave to Remain (LTR) with NRPF	33	17.55%
DDV Concession	Leave to Remain (LTR) with recourse	24	12.77%
Humanitarian Protection	Leave to Remain (LTR) with recourse	1	0.53%
Indefinite Leave	Leave to Remain (LTR) with recourse	2	1.06%
Limited leave with recourse to public funds (10 year route)	Leave to Remain (LTR) with recourse	4	2.13%
Limited leave with recourse to public funds (following COC)	Leave to Remain (LTR) with recourse	3	1.60%
Limited leave with recourse to public funds (other)	Leave to Remain (LTR) with recourse	8	4.26%
Refugee Status	Leave to Remain (LTR) with recourse	1	0.53%
Overstay / Breach - did not claim asylum	No current immigration permission	13	6.91%
Status not confirmed	No current immigration permission	19	10.11%
Total		188	100.00%

Immigration status - all referrals for the year†

Immigration Status Groups	Count	Percentage
Leave to Remain (LTR) with NRPF	48	25.95%
Leave to Remain (LTR) with recourse	43	23.24%
EEA status / nationality	41	22.16%
No current immigration permission	32	17.30%
Asylum seeker / asylum seeker ARE	19	10.27%
British	2	1.08%
Total	185	100.00%

Immigration status - all referrals for the year†



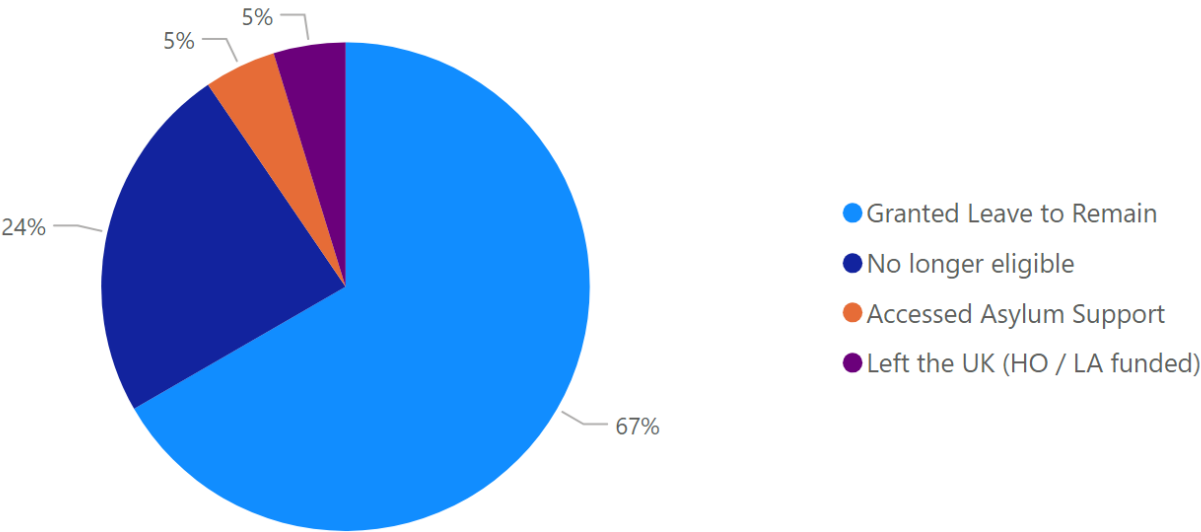
Closure reason - all closures in the year

Reason for closure	Count	Percentage	Avg days on support
Granted Leave to Remain	42	67%	364
No longer eligible	15	24%	611
Accessed Asylum Support	3	5%	492
Left the UK (HO / LA funded)	3	5%	323
Total	63	100%	427

Onward referral for those no longer eligible

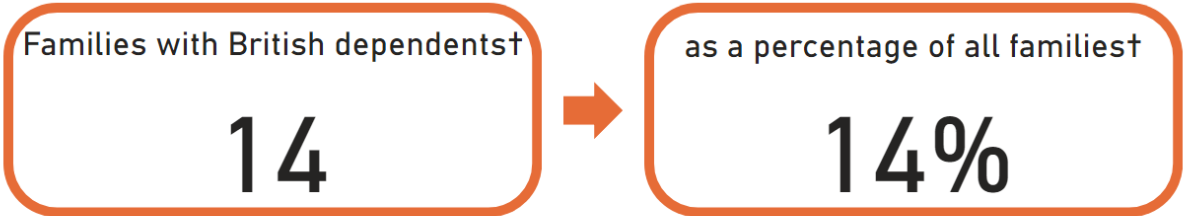
Referral	Count	Avg days on support
Mainstream benefits and housing services	5	608
Referred to borough where ordinary resident	5	775
Support accessed through friends / family	3	235
Employment	2	772
Total	15	611

Closure reason - all closures in the year

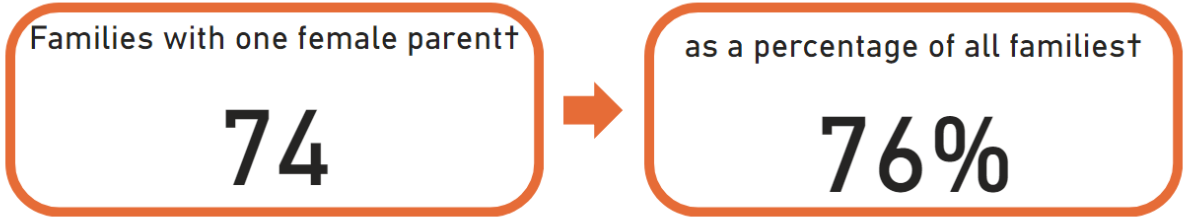
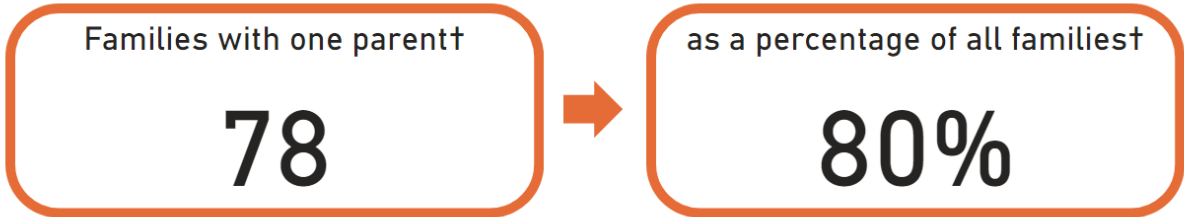


Following requests from our members, we have calculated the following figures:

Families with British Dependents



Single Parent Families



Looked after Children and Care Leavers

Local authorities uploading financial data:

(.../ 4 subscribers



Referrals and Supported Households

	Q1	Q2	Q3	Q4	Total
New cases taken on for support	(Blank)	(Blank)	(Blank)	(Blank)	(Blank)
New cases	(Blank)	1	(Blank)	(Blank)	1
Cases closed	(Blank)	(Blank)	(Blank)	(Blank)	(Blank)

Open Cases

	Q1	Q2	Q3	Q4
Open cases [†]	4	5	5	5
Open cases under age of 18 [†]	3	4	4	4
Open cases aged 18-20 [†]	(Blank)	(Blank)	(Blank)	(Blank)
Open cases aged 21-24 [†]	1	1	1	1

Support Costs

	Q1	Q2	Q3	Q4
Financially supported cases [†]	(Blank)	(Blank)	(Blank)	(Blank)
Annual person-related cost ^{†*}	(Blank)	(Blank)	(Blank)	(Blank)
Annual property-related cost ^{†*}	(Blank)	(Blank)	(Blank)	(Blank)
Total annual cost ^{†*}	(Blank)	(Blank)	(Blank)	(Blank)
Average annual cost per case ^{†*}	(Blank)	(Blank)	(Blank)	(Blank)

Immigration status - open cases as end Q4

Immigration Status	Immigration Status Groups	Count	Percentage
EEA national	EEA status / nationality	1	20.00%
EEA national - no record on HO systems	EEA status / nationality	1	20.00%
EUSS application submitted pre-30 June 2021	EEA status / nationality	1	20.00%
Illegal entrant / Deception - claimed asylum	Asylum seeker / asylum seeker ARE	1	20.00%
Status not confirmed	No current immigraiton permission	1	20.00%
Total		5	100.00%

Summary of immigration status - open cases as end Q4‡

Immigration Status Groups	Count	Percentage
EEA status / nationality	3	60.00%
Asylum seeker / asylum seeker ARE	1	20.00%
No current immigraiton permission	1	20.00%
Total	5	100.00%

Summary of immigration status - open cases as end Q4‡

